

ARMY
NAVY
AIR FORCE

TM 11-5895-856-34-6
EE640-CA-MMI-060/E154 CPU
TO 31 W2-2T-122-6

TECHNICAL MANUAL

**DIRECT SUPPORT AND GENERAL SUPPORT
MAINTENANCE MANUAL
FOR
CENTRAL, MESSAGE SWITCHING, AUTOMATIC
AN/TYC-39(V)1
AND
CENTRAL OFFICE, TELEPHONE, AUTOMATIC
AN/TYC-39(V)2**

**AUTOMATIC DATA PROCESSING
ASSEMBLIES**

DEPARTMENTS OF THE ARMY, NAVY, AND AIR FORCE

28 SEPTEMBER 1983



5 SAFETY STEPS TO FOLLOW IF SOMEONE IS THE VICTIM OF ELECTRICAL SHOCK

1 DO NOT TRY TO PULL OR GRAB THE INDIVIDUAL

2 IF POSSIBLE, TURN OFF THE ELECTRICAL POWER

3 IF YOU CANNOT TURN OFF THE ELECTRICAL POWER, PULL, PUSH, OR LIFT THE PERSON TO SAFETY USING A DRY WOODEN POLE OR A DRY ROPE OR SOME OTHER INSULATING MATERIAL

4 SEND FOR HELP AS SOON AS POSSIBLE

5 AFTER THE INJURED PERSON IS FREE OF CONTACT WITH THE SOURCE OF ELECTRICAL SHOCK, MOVE THE PERSON A SHORT DISTANCE AWAY AND IMMEDIATELY START ARTIFICIAL RESUSCITATION

WARNING

HIGH VOLTAGE

is used in the operation of this equipment.

DEATH ON CONTACT

may result if personnel fail to observe safety precautions. Learn the areas containing high voltage in each piece of equipment. Be careful not to contact high-voltage connections when installing or operating this equipment. Before working inside the equipment, turn power off and ground points of high potential before touching them.

WARNING

USE OF CLEANING SOLVENT

Adequate ventilation should be provided while using TRICHLOROTRIFLUOROETHANE (NSN 6850-00-105-3084). Prolonged breathing of vapor should be avoided. The solvent should not be used near heat or open flame; the products of decomposition are toxic and irritating. Since TRICHLOROTRIFLUOROETHANE dissolves natural oils, prolonged contact with skin should be avoided. When necessary, use gloves which the solvent cannot penetrate. If the solvent is taken internally, consult a physician immediately.

INSERT LATEST CHANGED PAGES. DESTROY SUPERSEDED PAGES.

LIST OF EFFECTIVE PAGES

Dates of issue for original and changed pages are:

Original . .0 . .

TOTAL NUMBER OF PAGES IN THIS PUBLICATION IS 376 CONSISTING OF THE FOLLOWING:

Page No.	# Change No.	Page No.	# Change No.	Page No.	Y Change No.
Cover	0				
Safety Steps	0				
a - b	0				
i - ii	0				
(149012-860)					
1 - 361.	0				
Report of Errors	0				

Zero in this column indicates an original page.

TECHNICAL MANUAL
NO. 11-5895-856-34-6
TECHNICAL MANUAL
EE640-CA-MMI-060/E154 CPU
TECHNICAL ORDER
TO 31W2-2T-122-6

DEPARTMENTS OF THE ARMY
THE NAVY, AND
THE AIR FORCE

Washington, DC, 28 September 1983

**DIRECT SUPPORT AND GENERAL SUPPORT
MAINTENANCE MANUAL
FOR
CENTRAL, MESSAGE SWITCHING, AUTOMATIC
AN/TYC-39(V)1
AND
CENTRAL OFFICE, TELEPHONE, AUTOMATIC
AN/TTC-39(V)2**

**AUTOMATIC DATA PROCESSING
ASSEMBLIES**

REPORTING ERRORS AND RECOMMENDING IMPROVEMENTS

You can help improve this manual. If you find any mistakes or if you know of a way to improve the procedures, please let us know. Mail your letter, DA Form 2028 (Recommended Changes to Publications and Blank Forms), or DA Form 2028-2 located in back of this manual direct to: Commander, US Army Communications-Electronics Command and Fort Monmouth, ATTN: DRSEL-ME-MP, Fort Monmouth, New Jersey 07703.

For Air Force, submit AFTO Form 22 (Technical Order System Publication Improvement Report and Reply) in accordance with paragraph 6-5, Section VI, T.O. 00-5-1. Forward direct to prime ALC/MST.

For Navy, mail comments to the Commander, Naval Electronics Systems Command, ATTN: ELEX 8122, Washington, DC 20360.

In either case, a reply will be furnished direct to you.

TABLE OF CONTENTS

VOLUME 6 TM 11-5895-856-34-6

Card Cage Assembly, Central Processor Unit - L.H., Wire List, Logic (149012-860).

This volume is part of a 24-volume set covering the direct support and general support maintenance of the automatic data processing assemblies. This volume contains the logic wire list for the left-hand card cage assembly of the central processor unit, drawing number 149012-860. Refer to volume 1 of this series (TM 11-5895-856-34-1) for an explanation of how to use this wire list as well as other lists contained in the set.

NOTE

The pages in volumes 2 through 24 of TM 11-5895-856-34 have been numbered in a special manner. Pages within these volumes are found by keying to two page identifiers: the drawing number and the page number. To find the page that you desire within the volume, follow the steps listed below:

1. Find the applicable wire run list in the table of contents and note the applicable drawing number.
2. Look through the pages of the volume until you find the particular drawing number of the wire run list that you seek. This will insure that you are in the correct wire run section.
3. Go through these pages until you find the page number you are looking for within this particular wire run list.

Remember, pages in the volumes cited above are found by keying to the drawing number applicable to a particular wire run list, as well as, a page number. Make sure you are on the correct page by checking both page identifiers.

**CARD CAGE ASSEMBLY, CENTRAL PROCESSOR UNIT
- LEFT HAND
LOGIC WIRE LIST
149012-860**

NOTES: UNLESS OTHERWISE SPECIFIED

1. REFERENCE TO SHEET 3 FOR DEFINITION OF FIELDS.
2. REFERENCE TO SHEET 4 FOR CONFIGURATIONS OF SHIELD AND WIRE TERMINATIONS.
3. REFERENCE TO SHEET 5 OF STRING LIST FOR WIRE CODE DEFINITIONS.
4. REFERENCE TO SHEET 6 OF STRING LIST FOR WIRE PARTS LIST.
5. ALL ABBREVIATIONS PER MIL-STD-12.

H78 STRING AND CONNECTOR LIST. DEFINITION OF FIELDS

1. **Record Number** - A unique Data Processing number which associates all information pertaining to a wire "FROM" Connector. "TO" Connector, Wire Code. etc. This number is the wire ID when that field is blank.
2. **Prefix** - An assembly alphanumeric to be used when a wire terminates in two assemblies. This number will be the reference designation as required by USAS Y32.16-1968.
3. **Connector** - Any type of terminating point plug receptacle. etc. Designations are in accordance with USAS Y32.16-1968.
4. **Pin** - Exact terminating point of the respective connector. Designations are unique:
 - A. SHXXXX indicates the junction of a shield and a pigtail. the four digits to the right are the wire identity of the shielded wire.
 - B. JCT indicates a _common point of two or more shield pigtails.
 - C. Jacket: the terminology used when describing the line that defines the identification of a shielded wire.
5. **Sh Fg** - References a graphic representation showing how a shielded wire or coax is to be terminated A number in this field indicates the level of automatic wire wrapping.
6. **Multi Group** - Associates wires of a group such as "twisted wire" or "shielded wire" Jacket, pigtails and center conductors will be shown as a common group
7. **Wire Code** - A three-digit code for wire type and gage or bus bar.
8. **Wire Color** - Standard RETMA color code.
 - A. Base Stripe Tracer.
 - B. Stripe. Tracer 1 and Tracer 2 if the digit to the left is other than 9 and the two positions to the right are not blank and not equal. The Base Color is understood to be white.
9. **Wire Ident** - A number used for reference to differentiate one wire from another. This number will be used to identify the wire when specified in the wire list sleeve code field.
10. **Spc Inst** - A code which indicates that a wire must be given special attention as follows:
 - A. Direct routing. no service loops, no harnessing.
 - B. See general notes or instruction pages.
 - C. See general notes or instruction pages.
 - D. See general notes or instruction pages.
 - E. See general notes or instruction pages.
 - F. See signal description.
 - G. This connection does not go directly to the "TO" connector, but intersects a line going to the "TO" connector.
 - H. See special routing page.
 - I. Junction point for multilayer laminated board (MLB) connection.
 - J. Denotes a bus reference point.
 - K. Blank out "TO" connector and pin.
 - L. Will cause a signal name of three characters or less to be entered in the string list.
 - M. Will cause a record to be omitted from the string list. (This record will print in the connector list.)
 - N. Will suppress printing the wire identity in the harness string and double entry list.
 - P. Will cause the equation to be used as the signal name for sorting purposes only in the string list.

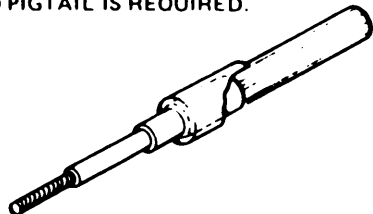
H78 STRING AND CONNECTOR LIST, DEFINITION OF FIELDS - Continued

- Q. Will cause an equation record to be omitted from logic listing.
 - R. Will suppress printing the "FROM, TO" pin number in the string and connector lists.
 - S. Do not move record number to the ident field for an ADD transaction in the harness string and double-entry only. (Use only when adding a tile.)
 - T. Twist wire code.
 - U. Not available.
 - V. See general notes or Instruction pages.
 - W. Fixed wire length submitted.
 - X. Sequence of string is to be left as is.
 - Y. See general notes or instruction pages.
 - Z. Will suppress printing of the "FROM" pin.
10. **Misc** - Unless otherwise noted, the number 1 indicates a pre-wired connector.
 11. **Signal** - An alphanumeric signal name, mnemonic where feasible, which identifies one specific function from another.
 - SPP - Denotes an available termination.
 - SPF - Denotes an unwired termination which has an assigned function.
 - SPW - Denotes a non-functional wire which is terminated at one or both ends.
 - SPO - Denotes a spare output of a circuit.
 - DNW - Indicates that a termination may not be wired
 - SPA - Denotes an unassigned circuit, as one of a group on a printed circuit board.
 - SPI - Denotes a spare input of a circuit.
 - SPG - Denotes an unassigned logic gate, as one of a group on a printed circuit board.
 - SPR - Denotes a spare resistor.
 - SPD - Denotes an unassigned input diode of an assigned logic gate.
 12. **Seq No.** - A number which, in conjunction with SIGNAL, allows a signal string to be consistently printed in a given order.
 13. **Equation** - A mnemonic name assigned to each gate of an element.
 14. **Term** - An "OR" function composed of one or more factors.
 15. **Factor** - A specific input to a logical gate or active element.
 16. **Ckt or Chip Type** - Denotes a specific circuit board type.
 17. **Group** - Denotes a specific circuit on a printed circuit board.
 18. **Load or Power Plane** - Denotes the current draw in milliamps by a specific circuit or voltage.
 19. **AND Test Point** - Denotes the input test point for a specific circuit on a printed circuit board.
 20. **OR Test Point** - Denotes the output test point for a specific circuit on a circuit board.
 21. **Signal Description** - A written description or name of a signal or voltage.
 22. **ECO No.** - A letter number combination to show the Engineering Change Order level of that particular wire list record.

Drawing No.
149012-860
Rev. E, sheet 3

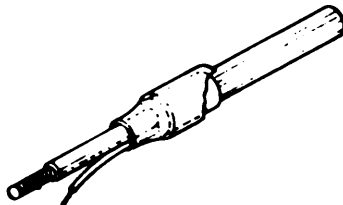
SHIELD FIGURE A

SHIELD TERMINATION FOR SHIELDED,
SINGLE AND MULTIPLE CONDUCTORS,
NO PIGTAIL IS REQUIRED.



SHIELD FIGURE B

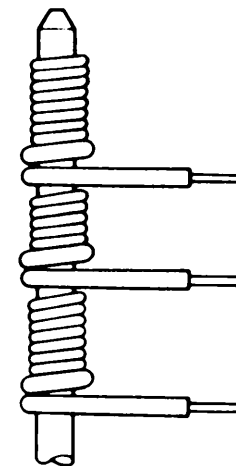
SHIELD TERMINATION FOR SHIELDED,
SINGLE AND MULTIPLE CONDUCTORS,
FRONT PIGTAIL IS REQUIRED.



SHIELD FIGURE NO. 3

SHIELD FIGURE NO. 2

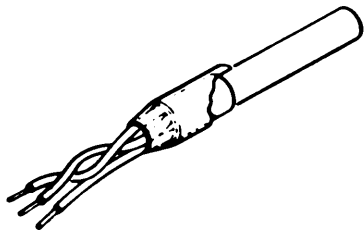
SHIELD FIGURE NO.1



SHIELD FIGURE NUMBER
INDICATES LEVEL OF WIRE WRAP

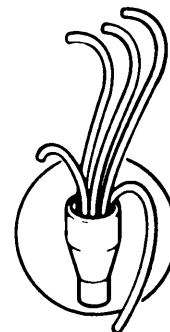
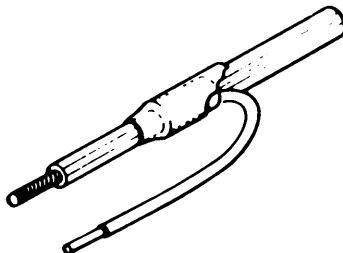
SHIELD FIGURE G

SHIELDED CABLE TERMINATION WITH DRAIN WIRE



SHIELD FIGURE C

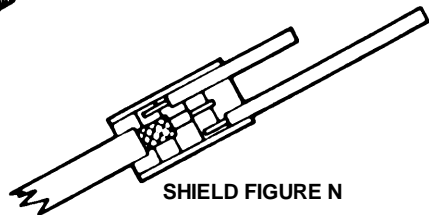
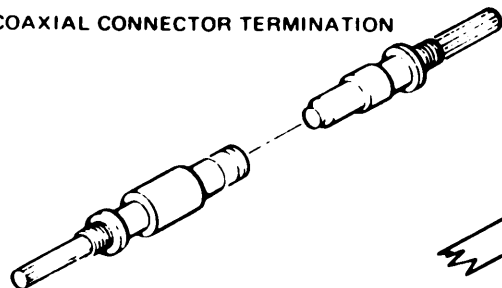
SHIELD TERMINATION FOR SHIELDED,
SINGLE AND MULTIPLE CONDUCTORS,
A REAR PIGTAIL IS REQUIRED.



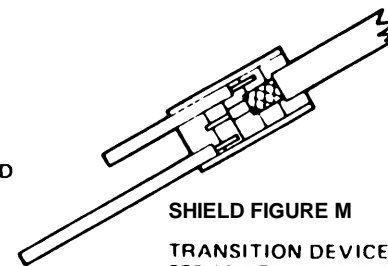
SHIELD FIGURE X
SHIELDED WIRE
PIGTAILS-HYBRID

SHIELD FIGURE 2

COAXIAL CONNECTOR TERMINATION



SHIELD FIGURE N
TRANSITION DEVICE WITH
SOLID WIRE PIGTAILS



SHIELD FIGURE M
TRANSITION DEVICE WITH
STRANDED WIRE PIGTAILS

DRAWING NUMBER 149012-860

UNIT ASSEMBLY NO. 149012 REV. E INDEX AB021D

LOGIC

UNIT ASSEMBLY NAME CARD CAGE ASSY, CPU L.H.

FILE IDENT T39B2CP1

DATE 09-03-82

PAGE

6

CONNECTOR	GROUP	TEST POINTS AND OR	EQUATION	TERM	RELATION	FACTOR	COMMENT
KA316	TLD B2	09A	AB021D	00	=		
KA316	TLD B2	11A	(14)	01		AKYCBP AY02BP 20 11A 18 10A	AB02DB BUSS
KA315	TLD B2	09A	AB022D	00	=		
KA315	TLD B2	11A	(14)	01		AY02BQ AKYNBP 20 11A 18 10A	AB02DB BUSS
KA316	TLD B1	12A	AB031D	00	=		
KA316	TLD B1	12A	()	01		AB031D 22 12A	AY 03 TO ADDER AB
KA315	TLD B1	12A	AB032D	00	=		
KA315	TLD B1	12A	()	02	+	AB032D 22 12A	AY 03* TO ADDER AB
KA316	TLD B1	14A	AB031D	00	=		
KA316	TLD B1	14A	(22)	01		AKYCBP AY03BP 26 14A 24 13A	AB03DB BUSS
KA315	TLD B1	14A	AB032D	00	=		
KA315	TLD B1	14A	(22)	01		AKYNBP AY03BQ 26 14A 24 13A	AB03DB BUSS
KA316	TLD A4	07B	AB041D	00	=		
KA316	TLD A4	07B	()	01		AB041D 15 07B	AY 04 TO ADDER AB
KA315	TLD A4	07B	AB042D	00	=		
KA315	TLD A4	07B	()	02	+	AB042D 15 07B	AY 04* TO ADDER AB
KA316	TLD A4	05B	AB041D	00	=		
KA316	TLD A4	05B	(15)	01		AY04BP AKYCCP 11 05B 13 06B	AB04DB BUSS
KA315	TLD A4	05B	AB042D	00	=		
KA315	TLD A4	05B	(15)	01		AKYNCP AY04BQ 11 05B 13 06B	AB04DB BUSS
KA316	TLD A3	04B	AB051D	00	=		
KA316	TLD A3	04B	()	01		AB051D 09 04B	AY 05 TO ADDER AB
KA315	TLD A3	04B	AB052D	00	=		
KA315	TLD A3	04B	()	02	+	AB052D 09 04B	AY 05* TO ADDER AB
KA316	TLD A3	02A	AB051D	00	=		
KA316	TLD A3	02A	(09)	01		AY05BP AKYCCP 03 02A 07 03A	AB05DB BUSS
KA315	TLD A3	02A	AB052D	00	=		
KA315	TLD A3	02A	(09)	01		AKYNCP AY05BQ 03 02A 07 03A	AB05DB BUSS

DRAWING NUMBER 149012-860

UNIT ASSEMBLY NO. 149012

REV. E

INDEX

AB06DB

LOGIC

UNIT ASSEMBLY NAME CARD CAGE ASSY, CPU L.H.

FILE IDENT

T39B2CP1

DATE 09-03-82

PAGE

7

CONNECTOR	UNIT LEVEL	GROUP	TEST POINTS AND/OR	EQUATION	TERMS	ORG DATE	FACTOR	COMMENT
XA316	TLD	A2	02B	AB06DB ()	00 = 01		AB061D 01 02B	AY06 TO ADDER AB
XA315	TLD	A2	02B	()	02 +		AB062D 01 02B	AY 06* TO ADDER AB
XA316	TLD	A2	02B	AB061D (01)	00 = 01		AKYCCP AY06BP 04 04A 05 03B	AB06DB BUSS
XA315	TLD	A2	02B	AB062D (01)	00 = 01		AY06BQ AKYNCP 04 04A 05 03B	AB06DB BUSS
XA316	TLD	A1	05A	AB07DB ()	00 = 01		AB071D 06 05A	AY 07 TO ADDER AB
XA315	TLD	A1	05A	()	02 +		AB072D 06 05A	AY 07* TO ADDER AB
XA316	TLD	A1	05A	AB071D (06)	00 = 01		AKYCCP AY07BP 10 07A 08 06A	AB07DB BUSS
XA315	TLD	A1	05A	AB072D (06)	00 = 01		AY07BQ AKYNCP 10 07A 08 06A	AB07DB BUSS
XA318	TLD	D4	27B	AB08DB ()	00 = 01		AB081D 51 27B	AY 08 TO ADDER AB
XA317	TLD	D4	27B	()	02 +		AB082D 51 27B	AY 08* TO ADDER AB
XA318	TLD	D4	27B	AB081D (51)	00 = 01		AY08BP AKYCDP 47 25B 49 26B	AB08DB BUSS
XA317	TLD	D4	27B	AB082D (51)	00 = 01		AKYNCP AY08BQ 47 25B 49 26B	AB08DB BUSS
XA318	TLD	D3	24B	AB09DB ()	00 = 01		AB091D 45 24B	AY 09 TO ADDER AB
XA317	TLD	D3	24B	()	02 +		AB092D 45 24B	AY 09* TO ADDER AB

DRAWING NUMBER 149012-860

UNIT ASSEMBLY NO. 149012 REV. E INDEX AB091D

LOGIC

UNIT ASSEMBLY NAME CARD CAGE ASSY, CPU L.H.

FILE IDENT T39B2CP1 DATE 09-03-82 PAGE

CONNECTOR	CIRCUIT TYPE	GROUP	TEST POINTS AND OR	EQUATION	TERM	RELATION	FACTOR	COMMENT
KA318	TLD	D3	24B	AB091D	00	=		AB09DB BUSS
KA318	TLD	D3	22B	(45)	01		AKYCDP AY09BP 41 22B 43 23B	
KA317	TLD	D3	24B	AB092D	00	=		AB09DB BUSS
KA317	TLD	D3	22B	(45)	01		AKYNDP AY09BQ 41 22B 43 23B	
				AB10DB	00	=		
KA318	TLD	D2	21A	()	01		AB101D 46 21A	AY 10 TO ADDER AB
KA317	TLD	D2	21A	()	02	+	AB102D 46 21A	AY 10* TO ADDER AB
KA318	TLD	D2	21A	AB101D	00	=		AB10DB BUSS
KA318	TLD	D2	23A	(46)	01		AKYCDP AY10BP 50 23A 48 22A	
KA317	TLD	D2	21A	AB102D	00	=		AB10DB BUSS
KA317	TLD	D2	23A	(46)	01		AY10BQ AKYNDP 50 23A 48 22A	
				AB11DB	00	=		
KA318	TLD	D1	24A	()	01		AB111D 52 24A	AY 11 TO ADDER AB
KA317	TLD	D1	24A	()	02	+	AB112D 52 24A	AY 11* TO ADDER AB
KA318	TLD	D1	24A	AB111D	00	=		AB11DB BUSS
KA318	TLD	D1	26A	(52)	01		AKYCDP AY11BP 56 26A 54 25A	
KA317	TLD	D1	24A	AB112D	00	=		AB11DB BUSS
KA317	TLD	D1	26A	(52)	01		AY11BQ AKYNDP 56 26A 54 25A	
				AB12DB	00	=		
KA318	TLD	C4	19B	()	01		AB121D 39 19B	AY 12 TO ADDER AB
KA317	TLD	C4	19B	()	02	+	AB122D 39 19B	AY 12* TO ADDER AB
KA318	TLD	C4	19B	AB121D	00	=		AB12DB BUSS
KA318	TLD	C4	17B	(39)	01		AY12BP AKYCDP 35 17B 37 18B	
KA317	TLD	C4	19B	AB122D	00	=		AB12DB BUSS
KA317	TLD	C4	17B	(39)	01		AKYNDP AY12BQ 35 17B 37 18B	

DRAWING NUMBER 149012-860

UNIT ASSEMBLY NO. 149012

REV. E

INDEX AB13DB

LOGIC

UNIT ASSEMBLY NAME CARD CAGE ASSY, CPU L.H.

FILE IDENT T39B2CP1

DATE 09-03-82

PAGE

9

CONNECTOR	UNIT	GROUP	TEST POINTS AND/OR	EQUATION	TYPE	DESIGNATOR	FACTOR	COMMENT
XA318	YLD	C3	16B	AB13DB ()	00 =	01	AB131D 33 16B	AY 13 TO ADDER AB
XA317	YLD	C3	16B	()	02 +		AB132D 33 16B	AY 13* TO ADDER AB
XA318	TLD	C3	16B	AB131D	00 =			AB13DB BUSS
XA318	YLD	C3	14B	(33)	01		AKYCEP AY13BP 29 14B 31 15B	
XA317	TLD	C3	16B	AB132D	00 =			AB13DB BUSS
XA317	YLD	C3	14B	(33)	01		AKYNEP AY13BQ 29 14B 31 15B	
XA318	YLD	C2	15A	AB14DB ()	00 =	01	AB141D 30 15A	AY 14 TO ADDER AB
XA317	YLD	C2	15A	()	02 +		AB142D 30 15A	AY 14* TO ADDER AB
XA318	TLD	C2	15A	AB141D	00 =			AB14DB BUSS
XA318	YLD	C2	17A	(30)	01		AKYCEP AY14BP 36 17A 34 16A	
XA317	TLD	C2	15A	AB142D	00 =			AB14DB BUSS
XA317	YLD	C2	17A	(30)	01		AKYNEP AY14BQ 36 17A 34 16A	
XA318	YLD	C1	18A	AB15DB ()	00 =	01	AB151D 38 18A	AY 15 TO ADDER AB
XA317	YLD	C1	18A	()	02 +		AB152D 38 18A	AY 15* TO ADDER AB
XA318	TLD	C1	18A	AB151D	00 =			AB15DB BUSS
XA318	YLD	C1	20A	(38)	01		AY15BP AKYCEP 42 20A 40 19A	
XA317	TLD	C1	18A	AB152D	00 =			AB15DB BUSS
XA317	YLD	C1	20A	(38)	01		AY15BQ AKYNEP 42 20A 40 19A	
XA318	YLD	B4	13B	AB16DB ()	00 =	01	AB161D 27 13B	AY 16 TO ADDER AB
XA317	YLD	B4	13B	()	02 +		AB162D 27 13B	AY 16* TO ADDER AB

DRAWING NUMBER 149012-860

UNIT ASSEMBLY NO. 149012 REV. E INDEX AB161D

LOGIC

UNIT ASSEMBLY NAME CARD CAGE ASSY, CPU L.H.

FILE IDENT T39B2CP1 DATE 09-03-82 PAGE 10

CONNECTOR	CIRCUIT TYPE	GROUP	TEST POINTS AND OR	EQUATION	TEST	DESIGNATOR	FACTOR	COMMENT
KA318	TLD	B4	13B	AB161D	00	=		
KA318	TLD	B4	11B	(27)	01		AKYCEP AY168P 23 11B 25 12B	AB16DB BUSS
KA317	TLD	B4	13B	AB162D	00	=		
KA317	TLD	B4	11B	(27)	01		AKYNEP AY168Q 23 11B 25 12B	AB16DB BUSS
				AB17DB	00	=		
KA318	TLD	B3	10B	()	01		AB171D 21 10B	AY 17 TO ADDER AB
KA317	TLD	B3	10B	()	02	+	AB172D 21 10B	AY 17* TO ADDER AB
KA318	TLD	B3	10B	AB171D	00	=		
KA318	TLD	B3	08B	(21)	01		AKYCEP AY178P 17 08B 19 09B	AB17DB BUSS
KA317	TLD	B3	10B	AB172D	00	=		
KA317	TLD	B3	08B	(21)	01		AKYNEP AY178Q 17 08B 19 09B	AB17DB BUSS
				AB18DB	00	=		
KA318	TLD	B2	09A	()	01		AB181D 14 09A	AY 18 TO ADDER AB
KA317	TLD	B2	09A	()	02	+	AB182D 14 09A	AY 18* TO ADDER AB
KA318	TLD	B2	09A	AB181D	00	=		
KA318	TLD	B2	11A	(14)	01		AKYCFP AY188P 20 11A 18 10A	AB18DB BUSS
KA317	TLD	B2	09A	AB182D	00	=		
KA317	TLD	B2	11A	(14)	01		AKYNFP AY188Q 20 11A 18 10A	AB18DB BUSS
				AB19DB	00	=		
KA318	TLD	B1	12A	()	01		AB191D 22 12A	AY 19 TO ADDER AB
KA317	TLD	B1	12A	()	02	+	AB192D 22 12A	AY 19* TO ADDER AB
KA318	TLD	B1	12A	AB191D	00	=		
KA318	TLD	B1	14A	(22)	01		AY198P AKYCFP 26 14A 24 13A	AB19DB BUSS
KA317	TLD	B1	12A	AB192D	00	=		
KA317	TLD	B1	14A	(22)	01		AY198Q AKYNFP 26 14A 24 13A	AB19DB BUSS

DRAWING NUMBER 149012-860

UNIT ASSEMBLY NO. 149012 REV. E INDEX AB20DB

LOGIC

UNIT ASSEMBLY NAME CARD CAGE ASSY, CPU L.H.

FILE IDENT T39B2CP1 DATE 09-03-82 PAGE

CONNECTOR	CIRCUIT TYPE	GROUP	TEST POINTS AND/OR	EQUATION	TERM	DESIGNATION	FACTOR	COMMENT
XA318	YLD	A4	07B	AB20DB ()	00	=		
					01		AB201D 15 07B	AY 20 TO ADDER AB
XA317	YLD	A4	07B	()	02	+	AB202D 15 07B	AY 20* TO ADDER AB
XA318	TLD	A4	07B	AB201D	00	=		AB20DB BUSS
XA318	YLD	A4	05B	(15)	01		AY20BP AKYCFP 11 05B 13 06B	
XA317	TLD	A4	07B	AB202D	00	=		AB20DB BUSS
XA317	YLD	A4	05B	(15)	01		AKYNFP AY20BQ 11 05B 13 06B	
				AB21DB	00	=		
XA318	YLD	A3	04B	()	01		AB211D 09 04B	AY 21 TO ADDER AB
XA317	YLD	A3	04B	()	02	+	AB212D 09 04B	AY 21* TO ADDER AB
XA318	TLD	A3	04B	AB211D	00	=		AB21DB BUSS
XA318	YLD	A3	02A	(09)	01		AY21BP AKYCFP 03 02A 07 03A	
XA317	TLD	A3	04B	AB212D	00	=		AB21DB BUSS
XA317	YLD	A3	02A	(09)	01		AKYNFP AY21BQ 03 02A 07 03A	
				AB22DB	00	=		
XA318	YLD	A2	02B	()	01		AB221D 01 02B	AY 22 TO ADDER AB
XA317	YLD	A2	02B	()	02	+	AB222D 01 02B	AY 22* TO ADDER AB
XA318	TLD	A2	02B	AB221D	00	=		AB22DB BUSS
XA318	YLD	A2	04A	(01)	01		AKYCFP AY22BP 04 04A 05 03B	
XA317	TLD	A2	02B	AB222D	00	=		AB22DB BUSS
XA317	YLD	A2	04A	(01)	01		AY22BQ AKYNFP 04 04A 05 03B	
				AB23DB	00	=		
XA318	YLD	A1	05A	()	01		AB231D 06 05A	AY 23 TO ADDER AB
XA317	YLD	A1	05A	()	02	+	AB232D 06 05A	AY 23* TO ADDER AB

DRAWING NUMBER 149012-860

UNIT ASSEMBLY NO. 149012 REV. E INDEX AB231D

LOGIC

UNIT ASSEMBLY NAME CARD CAGE ASSY, CPU L.H.

FILE IDENT T39B2CP1 DATE 09-03-82 PAGE 12

CONNECTOR	TYPE	GROUP	TEST POINTS AND/OR	EQUATION	TERM	TEST POINT	FACTOR	COMMENT
KA318	TLD	A1	05A	AB231D	00	=		
KA318	TLD	A1	07A	(06)	01		AY238P AKYCGP 10 07A 08 06A	AB23DB BUSS
KA317	TLD	A1	05A	AB232D	00	=		
KA317	TLD	A1	07A	(06)	01		AY238Q AKYNGP 10 07A 08 06A	AB23DB BUSS
KA320	TLD	D4	27B	AB240B	00	=		
KA319	TLD	D4	27B	()	01		AB241D 51 27B	AY 24 TO ADDER AB
KA319	TLD	D4	27B	()	02	+	AB242D 51 27B	AY 24* TO ADDER AB
KA320	TLD	D4	27B	AB241D	00	=		
KA320	TLD	D4	25B	(51)	01		AY248P AKYCGP 47 25B 49 26B	AB24DB BUSS
KA319	TLD	D4	27B	AB242D	00	=		
KA319	TLD	D4	25B	(51)	01		AY248Q AKYNGP 47 25B 49 26B	AB24DB BUSS
				AB250B	00	=		
KA320	TLD	D3	24B	()	01		AB251D 45 24B	AY 25 TO ADDER AB
KA319	TLD	D3	24B	()	02	+	AB252D 45 24B	AY 25* TO ADDER AB
KA320	TLD	D3	24B	AB251D	00	=		
KA320	TLD	D3	22B	(45)	01		AY258P AKYCGP 41 22B 43 23B	AB25DB BUSS
KA319	TLD	D3	24B	AB252D	00	=		
KA319	TLD	D3	22B	(45)	01		AY258Q AKYNGP 41 22B 43 23B	AB25DB BUSS
				AB260B	00	=		
KA320	TLD	D2	21A	()	01		AB261D 46 21A	AY 26 TO ADDER AB
KA319	TLD	D2	21A	()	02	+	AB262D 46 21A	AY 26* TO ADDER AB
KA320	TLD	D2	21A	AB261D	00	=		
KA320	TLD	D2	23A	(46)	01		AKYCGP AY268P 50 23A 48 22A	AB26DB BUSS
KA319	TLD	D2	21A	AB262D	00	=		
KA319	TLD	D2	23A	(46)	01		AKYNGP AY268Q 50 23A 48 22A	AB26DB BUSS

DRAWING NUMBER 149012-860

UNIT ASSEMBLY NO. 149012

REV. E

INDEX

AB27DB

LOGIC

UNIT ASSEMBLY NAME CARD CAGE ASSY, CPU L.H.

FILE IDENT

T39B2CP1

DATE 09-03-82

PAGE

13

CONNECTOR	GROUP	POINT	TEST POINTS AND/OR	EQUATION	3	DESIGNATOR	FACTOR	COMMENT
				AB27DB	00 =			
XA320	YLD	D1	24A	()	01		AB271D 52 24A	AY 27 TO ADDER AB
XA319	YLD	D1	24A	()	02 +		AB272D 52 24A	AY 27* TO ADDER AB
XA320	TLD	D1	24A	AB271D	00 =			AB27DB BUSS
XA320	YLD	D1	26A	(52)	01		AKYCGP AY278P 56 26A 54 25A	
XA319	TLD	D1	24A	AB272D	00 =			AB27DB BUSS
XA319	YLD	D1	26A	(52)	01		AKYNGP AY278Q 56 26A 54 25A	
				AB28DB	00 =			
XA320	YLD	C4	19B	()	01		AB281D 39 19B	AY 28 TO ADDER AB
XA319	YLD	C4	19B	()	02 +		AB282D 39 19B	AY 28* TO ADDER AB
XA320	TLD	C4	19B	AB281D	00 =			AB28DB BUSS
XA320	YLD	C4	17B	(39)	01		AY28BP AKYCHP 35 17B 37 18B	
XA319	TLD	C4	19B	AB282D	00 =			AB28DB BUSS
XA319	YLD	C4	17B	(39)	01		AY28BQ AKYMHQ 35 17B 37 18B	
				AB29DB	00 =			
XA320	YLD	C3	16B	()	01		AB291D 33 16B	AY 29 TO ADDER AB
XA319	YLD	C3	16B	()	02 +		AB292D 33 16B	AY 29* TO ADDER AB
XA320	TLD	C3	16B	AB291D	00 =			AB29DB BUSS
XA320	YLD	C3	14B	(33)	01		AY29BP AKYCHP 29 14B 31 15B	
XA319	TLD	C3	16B	AB292D	00 =			AB29DB BUSS
XA319	YLD	C3	14B	(33)	01		AKYMHQ AY29BQ 29 14B 31 15B	
				AB30DB	00 =			
XA320	YLD	C2	15A	()	01		AB301D 30 15A	AY 30 TO ADDER AB
XA319	YLD	C2	15A	()	02 +		AB302D 30 15A	AY 30* TO ADDER AB

DRAWING NUMBER 149012-860

UNIT ASSEMBLY NO. 149012 REV. E INDEX AB301D

LOGIC

UNIT ASSEMBLY NAME CARD CAGE ASSY, CPU L.H.

FILE IDENT T39B2CP1 DATE 09-03-82 PAGE

14

CONNECTOR	GROUP	TEST POINTS AND/OR	EQUATION	TERM	DESIGNATOR	FACTOR	COMMENT
KA320	TLD C2	15A	AB301D	00	=		AB30DB BUSS
KA320	TLD C2	17A	(30)	01		AKYCHP AY30BP 36 17A 34 16A	
KA319	TLD C2	15A	AB302D	00	=		AB30DB BUSS
KA319	TLD C2	17A	(30)	01		AKYNHP AY30BQ 36 17A 34 16A	
			AB31DB	00	=		
KA320	TLD C1	18A	()	01		AB311D 38 18A	AY 31 TO ADDER AB
KA319	TLD C1	18A	()	02	+	AB312D 38 18A	AY 31* TO ADDER AB
KA320	TLD C1	18A	AB311D	00	=		AB31DB BUSS
KA320	TLD C1	20A	(38)	01		AKYCHP AY31BP 42 20A 40 19A	
KA319	TLD C1	18A	AB312D	00	=		AB31DB BUSS
KA319	TLD C1	20A	(38)	01		AKYNHP AY31BQ 42 20A 40 19A	
KA246	TT3 E3	33B	ACADCO	00	=		AD SE - 07 TO AC CNTL - 0
KA246	TT3 E3	30B	(63)	01		ACAD1A ACAD3A ACAD2A 57 30B 59 31B 61 32B	
KA246	TT3 F1	36B	ACADDO	00	=		AD QB - 15 TO AC CNTL - 0
KA246	TT3 F1	39B	(73)	01		ACAD3A ACAD2A ACAD1A 79 39B 77 38B 75 37B	
KA246	TT3 F2	35B	ACADEO	00	=		AD 16 - 2B TO AC CNTL - 0
KA246	TT3 F2	36A	(74)	01		ACAD1A ACAD3A ACAD2A 71 36A 72 34A 65 34B	
KA249	TT3 F3	39A	ACADFO	00	=		AD 24 - 3A TO AC CNTL - 0
KA249	TT3 F3	35A	(80)	01		ACAD3A ACAD2A ACAD1A 69 35A 76 37A 78 38A	
KA245	TD4 D2	24B	ACAD1A	00	=		AD/AC SIGNS EQUAL - A
KA245	TD4 D2	23A	(45)	01		ABSEDB AL00CO ACDOCO SPA065 50 23A 48 22A 46 21A 43 23B	ADDER AB INPUT - SE - 0
KA245	TD4 E1	31B	ACAD2A	00	=		AD/AC SIGNS EQUAL - A
KA245	TD4 E1	33A	(59)	01		ACDOCO SPA065 ABSECA AD00LA 70 33A 68 32A 66 31A 61 32B	
KA242	TS8 A1	05B	ACAD3A	00	=		AC CNTL CODE 6 (INTH/DWD) - A
KA242	TS8 A1	07A	(11)	01		AM03DO ACMTCA SPA061 SPA060 AM02CO SPA059 COA3CA CMA48P 10 07A 08 06A 06 05A 04 04A 05 03B 01 02B 07 03A 13 06B	

DRAWING NUMBER 149012-860

TM 11-5895-856-34-6/EE640-CA-MMI-060/E154 CPU/TO 31W2-2T-122-6

UNIT ASSEMBLY NO. 149012 REV. E INDEX ACAQCA

UNIT ASSEMBLY NAME CARD CAGE ASSY, CPU L.H.

LOGIC

FILE IDENT T39B2CP1 DATE 09-03-82 PAGE

15

CONNECTOR	UNIT GROUP	GROUP	TEST POINTS AND OR	EQUATION	TERM	DESIG- NATOR	FACTOR	COMMENT
XA245	TD4	A1	05B	ACAQCA	00	=		AQ 00 TO AC FULL CNTRL - A
XA245	TD4	A1	07A	(11)	01		CQA3C0 AM53DA AM02C0 CMA4BQ 10 07A 08 06A 06 05A 13 06B	
XA244	TQ2	A1	05A	ACAQCO	00	=		AQ 00 TO AC FULL CNTRL - 0
XA244	TQ2	A1	07A	(06)	01		ACAQCA SPA063 10 07A 08 06A	
XA235	TD4	C1	17B	ACCPCA	00	=		AC GATED CLOCK GATE - A
XA235	TD4	C1	20A	(35)	01		ACCP1A ACCP4A ACCP2A CLOCKB 42 20A 40 19A 38 18A 37 18B	
				ACCPDB	00	=		
XA235	TD4	A1	05B	()	01		ACCPFA 11 05B	AC GATED CLOCK GATE - A
XA235	TD4	A2	04B	()	02	+	ACCPFA 09 04B	AC GATED CLOCK GATE - A
XA235	TD4	A1	05B	ACCPFA	00	=		ACCPDB BUSS
XA235	TD4	A1	07A	(11)	01		ACCP1A ACCP4A CLOCKB ACCP2A 10 07A 08 06A 06 05A 13 06B	
XA235	TD4	A2	04B	ACCPFA	00	=		ACCPDB BUSS
XA235	TD4	A2	04A	(09)	01		CLOCKB ACCP1A ACCP4A ACCP2A 04 04A 05 03B 01 02B 07 03A	
				ACCPGB	00	=		
XA235	TD4	B1	11B	()	01		ACCPHA 23 11B	AC GATED CLOCK GATE - A
XA235	TD4	B2	10B	()	02	+	ACCPJA 21 10B	AC GATED CLOCK GATE - A
XA235	TD4	B1	11B	ACCPHA	00	=		ACCPGB BUSS
XA235	TD4	B1	14A	(23)	01		ACCP1A ACCP4A CLOCKB ACCP2A 26 14A 24 13A 22 12A 25 12B	
XA235	TD4	B2	10B	ACCPJA	00	=		ACCPGB BUSS
XA235	TD4	B2	11A	(21)	01		ACCP1A ACCP4A CLOCKB ACCP2A 20 11A 18 10A 14 09A 19 09B	
XA245	TD4	E2	30B	ACCP1A	00	=		DISABLE AC CLOCK - A
XA245	TD4	E2	30A	(57)	01		CMA3BP CMA4BP CMA2BP CMA1BP 64 30A 62 29A 60 28A 55 29B	
XA231	TT3	D1	23A	ACCP2A	00	=		CNDINLY DISABLE AC CLOCK - A
XA231	TT3	D1	26A	(50)	01		CMA2BQ ACCP30 CMA1CP 56 26A 54 25A 52 24A	

DRAWING NUMBER 149012-860

TM 11-5895-856-34-6/EE640-CA-MMI-060/E154 CPU/TO 31W2-2T-122-6

UNIT ASSEMBLY NO. 149012 REV. E INDEX ACCP30

LOGIC

UNIT ASSEMBLY NAME CARD CAGE ASSY, CPU L.H.

FILE IDENT

T39B2CP1

DATE 09-03-82

PAGE

16

CONNECTOR	CIRCUIT TYPE	GROUP	TEST POINTS AND OR	EQUATION	TERN	DESIGNATOR	FACTOR	COMMENT
XA235	TD4	E1	31B	ACCP30	00	=		
XA235	TD4	E1	33A	(59)	01		SPA049 ACC6CA ACC7CA ACC5CA 70 33A 68 32A 66 31A 61 32B	CNDTNLY DISABLE ACC CLOCK - 0
XA241	TS8	F1	37A	ACCP4A	00	=		
XA241	TS8	F1	39B	(76)	01		SPA061 SPA060 SPA059 ACC610 CMA2BQ CMA3BQ CMA4BP CMA1C0 79 39B 77 38B 75 37B 73 36B 71 36A 72 34A 74 35B 78 38A	AC CLOCK CODE 16 DISABLE-SHE
XA231	TT3	C3	19B	ACC5CA	00	=		
XA231	TT3	C3	16B	(39)	01		CMA3BP CMA4BQ ACC510 33 16B 35 17B 37 18B	AC CLOCK CODE 5 DISABLE - A
XA229	TQ2	F1	37B	ACC510	00	=		
XA229	TQ2	F1	39B	(75)	01		ACC52A ACC53A 79 39B 77 38B	AC CLOCK CODE 5 DISABLE - 0
XA228	TQ2	F1	37B	ACC52A	00	=		
XA228	TQ2	F1	39B	(75)	01		CQA9C0 ACZRCA 79 39B 77 38B	AC CLOCK CODE 5 DSBL-TOR
XA231	TT3	C2	15B	ACC53A	00	=		
XA231	TT3	C2	16A	(31)	01		AY22BP CQA2C0 AMSNCA 34 16A 30 15A 29 14B	AC CLOCK CODE 5 DSBL - SHIF
XA231	TT3	E1	30A	ACC6CA	00	=		
XA231	TT3	E1	33A	(64)	01		ACC610 CMA3BQ CMA4BP 70 33A 68 32A 66 31A	AC CLOCK CODE 6 DISABLE - A
XA230	TS8	E1	31B	ACC610	00	=		
XA230	TS8	E1	33A	(59)	01		ACC64A ACC67A SPA050 SPA049 ACC66A ACC63A ACC62A ACC65A 70 33A 68 32A 66 31A 64 30A 62 29A 60 28A 55 29B 61 32B	AC CLOCK CODE 6 DISABLE - 0
XA231	TT3	D2	23B	ACC62A	00	=		
XA231	TT3	D2	22A	(43)	01		CQA0CA AQ00BP AMSNCO 48 22A 46 21A 41 22B	AC CLOCK CODE 6 DSBL - SNCF
XA231	TT3	D3	27B	ACC63A	00	=		
XA231	TT3	D3	24B	(51)	01		AMSNCO AQ16BP CQA0C0 45 24B 47 25B 49 26B	AC CLOCK CODE 6 DSBL - SNCH
XA229	TQ2	F2	34A	ACC64A	00	=		
XA229	TQ2	F2	36B	(72)	01		CQA3C0 ACSEBP 73 36B 71 36A	AC CLOCK CODE 6 DSBL - DVD
XA228	TQ2	F2	34A	ACC65A	00	=		
XA228	TQ2	F2	36B	(72)	01		CQA3C0 ADZRCA 73 36B 71 36A	AC CLOCK CODE 6 DSBL - DVD

DRAWING NUMBER 149012-860

TM 11-5895-856-34-6/EE640-CA-MMI-060/E154 CPU/TO 31W2-2T-122-6

UNIT ASSEMBLY NO. 149012 REV. E INDEX ACC66A

UNIT ASSEMBLY NAME CARD CAGE ASSY, CPU L.H.

LOGIC

FILE IDENT T39B2CP1 DATE 09-03-82 PAGE

17

CONNECTOR	CIRCUIT TYPE	GROUP	TEST POINTS AND/OR	EQUATION	TERM	DESIGNATOR	FACTOR	COMMENT
XA231	TT3	E2	29B	ACC66A	00	=		AC CLOCK CODE 6 DSBL - MPY
XA231	TT3	E2	29A	(55)	01		CQA4C0 AL32BP AQ31BQ 62 29A 60 28A 53 28B	
XA231	TT3	E3	33B	ACC67A	00	=		AC CLOCK CODE 6 DSBL - MPY
XA231	TT3	E3	30B	(63)	01		AQ31BP CQA4C0 AL32BQ 57 30B 59 31B 61 32B	
XA227	TD4	A1	05B	ACC7CA	00	=		AC CLOCK CODE 7 DSBL - SHIF
XA227	TD4	A1	07A	(11)	01		CMA4BQ CMA3BQ AMSNDA CQA2C0 10 07A 08 06A 06 05A 13 06B	
XA247	TT3	F3	39A	ACDBC0	00	=		DB 00 - 07 TO AC CNTL - 0
XA247	TT3	F3	35A	(80)	01		ACDB2A ACDB3A ACDB1A 69 35A 76 37A 78 38A	
XA245	TD4	C1	17B	ACDBD0	00	=		DB 08 - 15 TO AC CNTL - 0
XA245	TD4	C1	20A	(35)	01		SPA065 ACDB2A ACDB1A ACDB3A 42 20A 40 19A 38 18A 37 18B	
XA245	TD4	B2	10B	ACDBE0	00	=		DB 16 - 23 TO AC CNTL - 0
XA245	TD4	B2	11A	(21)	01		ACDB1A ACDB2A SPA065 ACDB0A 20 11A 18 10A 14 09A 19 09B	
XA245	TD4	B1	11B	ACDBF0	00	=		DB 24 - 31 TO AC CNTL - 0
XA245	TD4	B1	14A	(23)	01		ACDB1A ACMTCA ACDB0A ACDB2A 26 14A 24 13A 22 12A 25 12B	
XA244	TQ2	A2	02B	ACDB0A	00	=		AC CNTL CODES 1/2/3/5/7-A
XA244	TQ2	A2	04A	(01)	01		ACDB00 SPA063 04 04A 05 03B	
XA243	TQ2	C1	18A	ACDB00	00	=		AC CNTL CODES 1/2/3/5/7=0
XA243	TQ2	C1	20A	(38)	01		ACDB3A ACRHCA 42 20A 40 19A	
XA246	TT3	E1	30A	ACDB1A	00	=		AD/AC SIGNS NOT EQUAL - A
XA246	TT3	E1	33A	(64)	01		ABSECA ALO0C0 ACDQCO 70 33A 68 32A 66 31A	
XA246	TT3	E2	29B	ACDB2A	00	=		AD/AC SIGNS NOT EQUAL - A
XA246	TT3	E2	29A	(55)	01		AD00LA ABSEDB ACDQCO 62 29A 60 28A 53 28B	
XA244	TQ2	C1	18A	ACDB3A	00	=		AC CNTL CODES 1/3/5/7-A
XA244	TQ2	C1	20A	(38)	01		ACDB40 CMA4BQ 42 20A 40 19A	

DRAWING NUMBER 149012-860

UNIT ASSEMBLY NO. 149012 REV. E INDEX ACDB40

LOGIC

UNIT ASSEMBLY NAME CARD CAGE ASSY, CPU L.H.

FILE IDENT T39B2CP1 DATE 09-03-82 PAGE

18

CONNECTOR	CIRCUIT TYPE	GROUP	TEST POINTS AND OR	EQUATION	TERN	DESIG. FACTOR	FACTOR	COMMENT
XA243	TQ2	C2	15A	ACDB40	00	=		AC CNTL CODES 1/3 ENABLE-0
XA243	TQ2	C2	17A	(30)	01		AM02C0 ACDB5A 36 17A 34 16A	
XA244	TQ2	C2	15A	ACDB5A	00	=		AC CNTL CODES 5/7 ENABLE-A
XA244	TQ2	C2	17A	(30)	01		ACDQCA ACAQCA 36 17A 34 16A	
XA245	TD4	A2	04B	ACDQCA	00	=		AD/AC SIGN COMPARE CNTL - A
XA245	TD4	A2	04A	(09)	01		AM02C0 AM03F0 CQB1C0 CMA4BQ 04 04A 05 03B 01 02B 07 03A	
XA244	TQ2	A3	04B	ACDQCO	00	=		AD/AC SIGN COMPARE CNTL - 0
XA244	TQ2	A3	02A	(09)	01		SPA063 ACDQCA 03 02A 07 03A	
XA244	TQ2	C3	16B	ACLS1A	00	=		SHIFT RT/LEFT ALGEBRAIC FULL
XA244	TQ2	C3	14B	(33)	01		AC008P AMSFA0 29 14B 31 15B	
XA244	TQ2	C4	19B	ACLS2A	00	=		SHIFT LEFT LOGICAL
XA244	TQ2	C4	17B	(39)	01		AMSFAA AC01BP 35 17B 37 18B	
XA235	TD4	D1	25B	ACMTCA	00	=		MTH SIGN EXTEND CNTRL - A
XA235	TD4	D1	26A	(47)	01		CMA4BP AM02C0 AM03E0 CQA8C0 56 26A 54 25A 52 24A 49 26B	
XA244	TQ2	A4	07B	ACMTCO	00	=		MTH SIGN EXTEND CNTRL - 0
XA244	TQ2	A4	05B	(15)	01		SPA063 ACMTCA 11 05B 13 06B	
XA231	TT3	C1	17A	ACRHCA	00	=		RPLC HALF SN XTND CNTL - A
XA231	TT3	C1	20A	(36)	01		CMA4BP AM03C0 CMA2BP 42 20A 40 19A 38 18A	
XA244	TQ2	B1	12A	ACRHCO	00	=		RPLC HALF SN XTND CNTL - 0
XA244	TQ2	B1	14A	(22)	01		ACRHCA SPA063 26 14A 24 13A	
XA244	TQ2	D1	24A	ACRS1A	00	=		AC SE TO AC 00 - MPE/MPH
XA244	TQ2	D1	26A	(52)	01		AC5EBP CQA2CA 56 26A 54 25A	
XA244	TQ2	D2	21A	ACRS2A	00	=		AQ 00 TO AC 00 - RELCT
XA244	TQ2	D2	23A	(46)	01		AQ00BP AMRFT0 50 23A 48 22A	

DRAWING NUMBER 149012-860

UNIT ASSEMBLY NO. 149012 REV. E INDEX ACC66A

LOGIC

UNIT ASSEMBLY NAME CARD CAGE ASSY, CPU L.H.

FILE IDENT T39B2CP1 DATE 09-03-82 PAGE

CONNECTOR	CPU	GROUP	TEST POINTS		EQUATION	TERM	DESIGNATOR	FACTOR	COMMENT
			AND	OR					
XA235	TD4	F1	37A		ACRS3A	00	=		AQ 31 TO AC 00 - SHFT RT CR.
XA235	TD4	F1	39B		(76)	01		SPA049 AMSNRO AY25BQ AQ31BP 79 39B 77 38B 75 37B 78 38A	
XA235	TD4	F2	35A		ACRS4A	00	=		SHIFT RT LOGICAL LINEAR
XA235	TD4	F2	36B		(69)	01		AY23BQ AMSNRO SPA050 AY25BP 73 36B 71 36A 72 34A 74 35B	
					ACSEBI	00	=		
XA238	TDD	AI	06A		()	01		ACSE90 08 06A	
					ACSEBN	00	=		
XA238	TDD	AN	07A		()	01		ACCPCA 10 07A	
XA238	TDD	AP	05B		ACSEBP	00	=		AC SE - CLEAR
XA238	TDD	AP	05A		(11)	01		SPA053 06 05A	
XA238	TDD	AQ	06B		ACSEBQ	00	=		AC SE - PRESET
XA238	TDD	AQ	07B		(13)	01		SPA054 15 07B	
XA244	TQ2	B2	09A		ACSECO	00	=		AC SE UNLOAD GATE - 0
XA244	TQ2	B2	11A		(14)	01		ACSEBP SPA063 20 11A 18 10A	
XA245	TD4	F1	37A		ACSE1A	00	=		BUS 00 TO AC SE
XA245	TD4	F1	39B		(76)	01		DB00AO AM51CA CMA3BP ACDBCO 79 39B 77 38B 75 37B 78 38A	
XA350	TT3	A1	04A		ACSE2A	00	=		ADDER TO AC REG. - SE
XA350	TT3	A1	07A		(04)	01		ADSEB4 ACADCO AM71CA 10 07A 08 06A 06 05A	
XA350	TT3	A2	03A		ACSE3A	00	=		AC SE RT. SHIFT RECIRCULATE
XA350	TT3	A2	03B		(07)	01		ACSEBQ AM01CO AM53CA 05 03B 01 02B 03 02A	
XA350	TT3	A3	07B		ACSE4A	00	=		AC LEFT SHIFT 00 TO SE
XA350	TT3	A3	04B		(15)	01		AM21CO AM03CO AC00CO 09 04B 11 05B 13 06B	
XA350	TT3	B1	11A		ACSE5A	00	=		AD/AC SIGNS NOT EQUAL
XA350	TT3	B1	14A		(20)	01		ACDQCO ACSECO AM51CA 26 14A 24 13A 22 12A	

DRAWING NUMBER 149012-860

UNIT ASSEMBLY NO. 149012 REV. E INDEX ACSE90

LOGIC

UNIT ASSEMBLY NAME CARD CAGE ASSY, CPU L.H.

FILE IDENT T39B2CP1 DATE 09-03-82 PAGE

CONNECTOR	UNIT	GROUP	TEST POINTS AND/OR	EQUATION	TERM	DESIGNATOR	FACTOR	COMMENT
KA347	TS8	A1	05B	ACSE90	00	=		AC SE INPUT DATA GATE
KA347	TS8	A1	07A	(11)	01		AC077A ACSE5A ACSE2A ACSE3A AC076A ACSE1A AC078A ACSE4A 10 07A 08 06A 06 05A 04 04A 05 03B 01 02B 07 03A 13 06B	
KA242	TS8	D1	25B	ACZD1A	00	=		AC ZERO DCD SE - 06
KA242	TS8	D1	26A	(47)	01		AC05BP AC06BP AC00BP ACSEBP AC04BP AC01BP AC02BP AC03BP 56 26A 54 25A 52 24A 50 23A 48 22A 46 21A 43 23B 49 26B	
KA243	TQ2	D1	24A	ACZD10	00	=		AC ZERO DCD SE - 06
KA243	TQ2	D1	26A	(52)	01		SPA062 ACZD1A 56 26A 54 25A	
KA242	TS8	E1	31B	ACZD2A	00	=		AC ZERO DCD 07 - 14
KA242	TS8	E1	33A	(59)	01		AC07BP AC08BP AC09BP AC12BP AC11BP AC10BP AC13BP AC14BP 70 33A 68 32A 66 31A 64 30A 62 29A 60 28A 55 29B 61 32B	
KA243	TQ2	D2	21A	ACZD20	00	=		AC ZERO DCD 07 - 14
KA243	TQ2	D2	23A	(46)	01		ACZD2A SPA062 50 23A 48 22A	
KA241	TS8	D1	25B	ACZD3A	00	=		AC ZERO DCD 15 - 22
KA241	TS8	D1	26A	(47)	01		AC18BP AC16BP AC19BP AC20BP AC21BP AC22BP AC15BP AC17BP 56 26A 54 25A 52 24A 50 23A 48 22A 46 21A 43 23B 49 26B	
KA243	TQ2	D3	24B	ACZD30	00	=		AC ZERO DCD 15 - 22
KA243	TQ2	D3	22B	(45)	01		SPA061 ACZD3A 41 22B 43 23B	
KA241	TS8	E1	31B	ACZD4A	00	=		AC ZERO DCD 23 - 30
KA241	TS8	E1	33A	(59)	01		AC28BP AC29BP AC25BP AC23BP AC27BP AC24BP AC26BP AC30BP 70 33A 68 32A 66 31A 64 30A 62 29A 60 28A 55 29B 61 32B	
KA243	TQ2	D4	27B	ACZD40	00	=		AC ZERO DCD 23 - 30
KA243	TQ2	D4	25B	(51)	01		SPA061 ACZD4A 47 25B 49 26B	
KA242	TS8	C1	17B	ACZRCA	00	=		AC IS ZERO - A
KA242	TS8	C1	20A	(35)	01		ACZD40 ACZD20 AC31BP ACZD30 SPA062 SPA060 SPA061 ACZD10 42 20A 40 19A 38 18A 36 17A 34 16A 30 15A 31 15B 37 18B	
KA243	TQ2	C4	19B	ACZRCA	00	=		AC IS ZERO - 0
KA243	TQ2	C4	17B	(39)	01		ACZRCA SPA061 35 17B 37 18B	
KA235	TD4	D2	24B	ACZ1CA	00	=		AC IS ZERO/DONE - A
KA235	TD4	D2	23A	(45)	01		ACZD30 ACZD20 ACZD10 ACZD40 50 23A 48 22A 46 21A 43 23B	

DRAWING NUMBER 149012-860

UNIT ASSEMBLY NO. 149012 REV. E INDEX AC00BI

LOGIC

UNIT ASSEMBLY NAME CARD CAGE ASSY, CPU L.H.

FILE IDENT T39B2CP1 DATE 09-03-82 PAGE

21

CONNECTOR	CIRCUIT TYPE	GROUP	TEST POINTS AND/OR	EQUATION	TERN	DESIGNATOR	FACTOR	COMMENT
XA238	TDD	BI	03B	AC00BI ()	00 = 01		AC0090 05 03B	
XA238	TDD	BN	02B	AC00BN ()	00 = 01		ACCPCA 01 02B	
XA238	TDD	BP	04B	AC00BP (09)	00 = 01		SPA053 04 04A	AC 00 - CLEAR
XA238	TDD	BQ	03A	AC00BQ (07)	00 = 01		SPA054 03 02A	AC 00 - PRESET
XA244	TQ2	B3	10B	AC00CA (21)	00 = 01		AC00BQ SPA063 17 08B 19 09B	AC 00 UNLOAD - A
XA244	TQ2	B4	13B	AC00CO (27)	00 = 01		SPA063 AC00BP 23 11B 25 12B	AC 00 TRUE OUTPUT - UNLOAD
XA350	TT3	B2	09B	AC001A (19)	00 = 01		AM51CA DB00A0 ACDBC0 18 10A 14 09A 17 08B	BUS TO AC REG. - 00
XA350	TT3	B3	13B	AC002A (27)	00 = 01		A000B1 AM71CA ACADC0 21 10B 23 11B 25 12B	ADDER TO AC REG. - 00
XA242	TS8	B1	11B	AC003A (23)	00 = 01		ACRS1A ACRS2A ACLS1A AM53CA ACRS3A SPA059 ACRS4A AM01C0 26 14A 24 13A 22 12A 20 11A 18 10A 14 09A 19 09B 25 12B	AC RT. SHIFT BIT 00 INPUT
XA245	TD4	F2	35A	AC004A (69)	00 = 01		AM21C0 ACLS1A AM03C0 ACLS2A 73 36B 71 36A 72 34A 74 35B	AC LEFT SHIFT BIT 00 INPUT
XA347	TS8	B1	11B	AC0090 (23)	00 = 01		AC002A SPA075 AC078A AC001A AC004A AC003A AC077A AC076A 26 14A 24 13A 22 12A 20 11A 18 10A 14 09A 19 09B 25 12B	AC 00 INPUT DATA GATE
XA238	TDD	CI	13A	AC01BI ()	00 = 01		AC0190 24 13A	

DRAWING NUMBER 149012-860

UNIT ASSEMBLY NO. 149012 REV. E INDEX AC01BN

LOGIC

UNIT ASSEMBLY NAME CARD CAGE ASSY, CPU L.H.

FILE IDENT T39B2CP1 DATE 09-03-82 PAGE 22

CONNECTOR	CIRCUIT TYPE	GROUP	TEST POINTS AND DR	EQUATION	TERM	DESIG-NATOR	FACTOR	COMMENT
KA238	TDD	CN	14A	AC01BN ()	00 = 01		ACCPCA 26 14A	
KA238	TDD	CP	11B	AC018P	00 =			AC 01 - CLEAR
KA238	TDD	CP	12A	(23)	01		SPA054 22 12A	
KA238	TDD	CQ	12B	AC018Q	00 =			AC 01 - PRESET
KA238	TDD	CQ	13B	(25)	01		SPA055 27 13B	
KA350	TT3	C1	17A	AC011A	00 =			BUS TO AC REG. - 01
KA350	TT3	C1	20A	(36)	01		ACDBC0 AM51CA DB01A0 42 20A 40 19A 38 18A	
KA350	TT3	C2	15B	AC012A	00 =			ADDER TO AC REG. - 01
KA350	TT3	C2	16A	(31)	01		AM71CA AD0184 ACADCO 34 16A 30 15A 29 14B	
KA350	TT3	C3	19B	AC013A	00 =			AC RT. SHIFT 00 TO 01
KA350	TT3	C3	16B	(39)	01		AM01CO AM53CA AC00CO 33 16B 35 17B 37 18B	
KA350	TT3	D1	23A	AC014A	00 =			AC LEFT SHIFT 02 TO 01
KA350	TT3	D1	26A	(50)	01		AM03CO AM21CO AC02BQ 56 26A 54 25A 52 24A	
KA347	TS8	C1	17B	AC0190	00 =			AC 01 INPUT DATA GATE
KA347	TS8	C1	20A	(35)	01		AC076A AC014A AC078A AC011A AC012A AC013A SPA075 AC077A 42 20A 40 19A 38 18A 36 17A 34 16A 30 15A 31 15B 37 18B	
				AC02B1	00 =			
KA238	TDD	D1	10A	()	01		AC0290 18 10A	
				AC02BN	00 =			
KA238	TDD	DN	09A	()	01		ACCPDB 14 09A	AC GATED CLOCK BUS - A
KA238	TDD	DP	10B	AC028P	00 =			AC 02 - CLEAR
KA238	TDD	DP	11A	(21)	01		SPA053 20 11A	
KA238	TDD	DQ	09B	AC028Q	00 =			AC 02 - PRESET
KA238	TDD	DQ	08B	(19)	01		SPA054 17 08B	

DRAWING NUMBER 149012-860

UNIT ASSEMBLY NO. 149012 REV. E INDEX AC021A

LOGIC

UNIT ASSEMBLY NAME CARD CAGE ASSY, CPU L.H.

FILE IDENT T39B2CP1 DATE 09-03-82 PAGE

23

CONNECTOR	CIRCUIT TYPE	GROUP	TEST POINTS AND/OR	EQUATION	TERM	DESIGNATOR	FACTOR	COMMENT
XA350	TT3	D2	23B	AC021A	00	=		BUS TO AC REG. - 02
XA350	TT3	D2	22A	(43)	01		ACD8C0 DB02A0 AM51CA 48 22A 46 21A 41 22B	
XA350	TT3	D3	27B	AC022A	00	=		ADDER TO AC REG. - 02
XA350	TT3	D3	24B	(51)	01		ACADCO AM71CA AD02B4 45 24B 47 25B 49 26B	
XA350	TT3	E1	30A	AC023A	00	=		AC RT. SHIFT 01 TO 02
XA350	TT3	E1	33A	(64)	01		AM01C0 AM53CA AC01BQ 70 33A 68 32A 66 31A	
XA350	TT3	E2	29B	AC024A	00	=		AC LEFT SHIFT 03 TO 02
XA350	TT3	E2	29A	(55)	01		AM03C0 AC03BQ AM21C0 62 29A 60 28A 53 28B	
XA347	TS8	D1	25B	AC0290	00	=		AC 02 INPUT DATA GATE
XA347	TS8	D1	26A	(47)	01		AC076A AC078A AC023A AC024A AC022A AC021A SPA075 AC077A 56 26A 54 25A 52 24A 50 23A 48 22A 46 21A 43 23B 49 26B	
				AC03BI	00	=		
XA238	TDD	E1	19A	()	01		AC0390 40 19A	
				AC03BN	00	=		
XA238	TDD	EN	20A	()	01		ACCPDB 42 20A	AC GATED CLOCK BUS - A
XA238	TDD	EP	17B	AC03BP	00	=		AC 03 - CLEAR
XA238	TDD	EP	18A	(35)	01		SPA056 38 18A	
XA238	TDD	EQ	18B	AC03BQ	00	=		AC 03 - PRESET
XA238	TDD	EQ	19B	(37)	01		SPA055 39 19B	
XA350	TT3	E3	33B	AC031A	00	=		BUS TO AC REG. - 03
XA350	TT3	E3	30B	(63)	01		ACD8C0 AM51CA DB03A0 57 30B 59 31B 61 32B	
XA350	TT3	F1	36B	AC032A	00	=		ADDER TO AC REG. - 03
XA350	TT3	F1	39B	(73)	01		AD03B1 AM71CA ACADCO 79 39B 77 38B 75 37B	
XA350	TT3	F2	35B	AC033A	00	=		AC RT. SHIFT 02 TO 03
XA350	TT3	F2	36A	(74)	01		AM53CA AC02BQ AM01C0 71 36A 72 34A 65 34B	

DRAWING NUMBER 149012-860

UNIT ASSEMBLY NO. 149012 REV. E INDEX AC034A

LOGIC

UNIT ASSEMBLY NAME CARD CAGE ASSY, CPU L.H.

FILE IDENT T39B2CP1 DATE 09-03-82 PAGE

24

CONNECTOR	CIRCUIT TYPE	GROUP	TEST POINTS AND OR	EQUATION	TERM	DESIGNATOR	FACTOR	COMMENT
XA350	TT3	F3	39A	AC034A	00	=		AC LEFT SHIFT 04 TO 03
XA350	TT3	F3	35A	(80)	01		AM03C0 AM21C0 AC04BQ 69 35A 76 37A 78 38A	
XA347	TS8	E1	31B	AC0390	00	=		AC 03 INPUT DATA GATE
XA347	TS8	E1	33A	(59)	01		AC076A AC078A AC032A AC033A AC031A SPA075 AC077A AC034A 70 33A 68 32A 66 31A 64 30A 62 29A 60 28A 55 29B 61 32B	
XA238	TDD	FI	16A	AC04BI	00	=		
				()	01		AC0490 34 16A	
XA238	TDD	FN	15A	AC04BN	00	=		
				()	01		ACCPDB 30 15A	AC GATED CLOCK BUS - A
XA238	TDD	FP	16B	AC04BP	00	=		AC 04 - CLEAR
XA238	TDD	FP	17A	(33)	01		SPA056 36 17A	
XA238	TDD	FQ	15B	AC04BQ	00	=		AC 04 - PRESET
XA238	TDD	FQ	14B	(31)	01		SPA055 29 14B	
XA349	TT3	A1	04A	AC041A	00	=		BUS TO AC REG. - 04
XA349	TT3	A1	07A	(04)	01		AM51CA ACDBC0 DB04A0 10 07A 08 06A 06 05A	
XA349	TT3	A2	03A	AC042A	00	=		ADDER TO AC REG. - 04
XA349	TT3	A2	03B	(07)	01		AM71CA ACADC0 AD04B4 05 03B 01 02B 03 02A	
XA349	TT3	A3	07B	AC043A	00	=		AC RT. SHIFT 03 TO 04
XA349	TT3	A3	04B	(15)	01		AC03BQ AM53CA AM01C0 09 04B 11 05B 13 06B	
XA349	TT3	B1	11A	AC044A	00	=		AC LEFT SHIFT 05 TO 04
XA349	TT3	B1	14A	(20)	01		AM03C0 AM21C0 AC05BQ 26 14A 24 13A 22 12A	
XA347	TS8	F1	37A	AC0490	00	=		AC 04 INPUT DATA GATE
XA347	TS8	F1	39B	(76)	01		SPA075 AC044A AC043A AC041A AC078A AC077A AC076A AC042A 79 39B 77 38B 75 37B 73 36B 71 36A 72 34A 74 35B 78 38A	
XA238	TDD	GI	25A	AC05BI	00	=		
				()	01		AC0590 54 25A	

DRAWING NUMBER 149012-860
 UNIT ASSEMBLY NAME CARD CAGE ASSY, CPU L.H.

LOGIC

TM 11-5895-856-34-6/EE640-CA-MMI-060/E154 CPU/TO 31W2-2T-122-6
 UNIT ASSEMBLY NO. 149012 REV. E INDEX AC05BN
 FILE IDENT T3982CP1 DATE 09-03-82 PAGE 25

CONNECTOR	CIRCUIT TYPE	GROUP	TEST POINTS AND/OR	EQUATION	TEST POINTS	LOGIC	FACTOR	COMMENT
XA238	TDD	GN	26A	AC058N	00 =			
				()	01		ACCPDB 56 26A	AC GATED CLOCK BUS - A
XA238	TDD	GP	25B	AC058P	00 =			AC 05 - CLEAR
XA238	TDD	GP	24A	(47)	01		SPA056 52 24A	
XA238	TDD	GQ	26B	AC058Q	00 =			AC 05 - PRESET
XA238	TDD	GQ	27B	(49)	01		SPA055 51 27B	
XA349	TT3	B2	09B	AC051A	00 =			BUS TO AC REG. - 05
XA349	TT3	B2	10A	(19)	01		D805A0 ACDBCO AM51CA 18 10A 14 09A 17 08B	
XA349	TT3	B3	13B	AC052A	00 =			ADDER TO AC REG. - 05
XA349	TT3	B3	10B	(27)	01		ACADCO AM71CA AD05B4 21 10B 23 11B 25 12B	
XA349	TT3	C1	17A	AC053A	00 =			AC RT. SHIFET 06 TO 05
XA349	TT3	C1	20A	(36)	01		AM01CO AM53CA AC04BQ 42 20A 40 19A 38 18A	
XA349	TT3	C2	15B	AC054A	00 =			AC LEFT SHIFET 06 TO 05
XA349	TT3	C2	16A	(31)	01		AM03CO AC06BQ AM21CO 34 16A 30 15A 29 16B	
XA346	TS8	A1	05B	AC0590	00 =			AC 05 INPUT DATA GATE
XA346	TS8	A1	07A	(11)	01		AC076A AC078A AC052A AC077A AC054A AC051A SPA074 AC053A 10 07A 08 06A 06 05A 04 04A 05 03B 01 02B 07 03A 13 06B	
				AC068I	00 =			
XA238	TDD	HI	22A	()	01		AC0690 48 22A	
				AC068N	00 =			
XA238	TDD	HN	21A	()	01		ACCPDB 46 21A	AC GATED CLOCK BUS - A
XA238	TDD	HP	24B	AC068P	00 =			AC 06 - CLEAR
XA238	TDD	HP	23A	(45)	01		SPA056 50 23A	
XA238	TDD	HQ	23B	AC068Q	00 =			AC 06 - PRESET
XA238	TDD	HQ	22B	(43)	01		SPA055 41 22B	

DRAWING NUMBER 149012-860

TM 11-5895-856-34-6/EE640-CA-MMI-060/E154 CPU/TO 31W2-2T-122-6

UNIT ASSEMBLY NO. 149012 REV. E

INDEX AC061A

UNIT ASSEMBLY NAME CARD CAGE ASSY, CPU L.H.

LOGIC

FILE IDENT T3982CP1

DATE 09-03-82

PAGE

26

CONNECTOR	GROUP	TEST POINTS AND/OR	EQUATION	3 TEST	DESIGN	FACTOR	COMMENT
KA349	TT3	C3 19B	AC061A	00 =			
KA349	TT3	C3 16B	(39)	01		AC08C0 AM51CA DB06A0 33 16B 35 17B 37 18B	BUS TO AC REG. - 06
KA349	TT3	D1 23A	AC062A	00 =			
KA349	TT3	D1 26A	(50)	01		ACADCO AM71CA AD06B4 56 26A 54 25A 52 24A	ADDER TO AC REG. - 06
KA349	TT3	D2 23B	AC063A	00 =			
KA349	TT3	D2 22A	(43)	01		AM01C0 AC05BQ AM53CA 48 22A 46 21A 41 22B	AC RT. SHIFET 05 TO 06
KA349	TT3	D3 27B	AC064A	00 =			
KA349	TT3	D3 24B	(51)	01		AM03C0 AM21C0 AC07BQ 45 24B 47 25B 49 26B	AC LEFT SHIFET 07 TO 06
KA346	TS8	B1 11B	AC0690	00 =			
KA346	TS8	B1 14A	(23)	01		AC077A AC061A AC062A AC063A AC078A AC076A SPA074 AC064A 26 14A 24 13A 22 12A 20 11A 18 10A 14 09A 19 09B 25 12B	AC 06 INPUT DATA GATE
			AC078I	00 =			
KA238	T0D	J1 32A	()	01		AC0790 68 32A	
			AC078N	00 =			
KA238	T0D	JN 33A	()	01		ACCP08 70 33A	AC GATED CLOCK BUS - A
KA238	T0D	JP 31B	AC078P	00 =			
KA238	T0D	JP 31A	(59)	01		SPA056 66 31A	AC 07 - CLEAR
KA238	T0D	JQ 32B	AC078Q	00 =			
KA238	T0D	JQ 33B	(61)	01		SPA055 63 33B	AC 07 - PRESET
KA349	TT3	E1 30A	AC071A	00 =			
KA349	TT3	E1 33A	(64)	01		DB07A0 AM51CA AC08C0 70 33A 68 32A 66 31A	BUS TO AC REG. - 07
KA349	TT3	E2 29B	AC072A	00 =			
KA349	TT3	E2 29A	(55)	01		AD078I ACADCO AM71CA 62 29A 60 28A 53 28B	ADDER TO AC REG. - 07
KA349	TT3	E3 33B	AC073A	00 =			
KA349	TT3	E3 30B	(63)	01		AM01C0 AM53CA AC06BQ 57 30B 59 31B 61 32B	AC RT. SHIFET 06 TO 07

DRAWING NUMBER 149012-860

TM 11-5895-856-34-6/EE640-CA-MMI-060/E154 CPU/TO 31W2-2T-122-6

UNIT ASSEMBLY NO. 149012 REV. E INDEX AC084A

LOGIC

UNIT ASSEMBLY NAME CARD CAGE ASSY, CPU L.H.

FILE IDENT T3982CP1

DATE 09-03-82 PAGE

28

CONNECTOR	CIRCUIT TYPE	GROUP	TEST POINTS AND/OR	EQUATION	TERM	RELATION	FACTOR	COMMENT
KA348	TT3	A2	03A	AC084A	00	=		AC LEFT SHIFT 09 TO 08
KA348	TT3	A2	03B	(07)	01	=	AC0980 AM0300 AM2100 05 03B 01 02B 03 02A	
KA346	TS8	D1	25B	AC0890	00	=		AC 08 INPUT DATA GATE
KA346	TS8	D1	26A	(47)	01	=	AC176A AC082A AC158A AC081A AC083A AC084A SPA075 AC157A 56 26A 54 25A 52 24A 50 23A 48 22A 46 21A 43 23B 49 26B	
KA238	TDD	LI	38B	AC098I	00	=		
KA238	TDD	LI	38B	()	01	=	AC0990 77 38B	
KA238	TDD	LN	39B	AC098N	00	=		
KA238	TDD	LN	39B	()	01	=	ACCP08 79 39B	AC GATED CLOCK BUS - A
KA238	TDD	LP	37A	AC098P	00	=		AC 09 - CLEAR
KA238	TDD	LP	37B	(76)	01	=	SPA056 75 37B	
KA238	TDD	LQ	38A	AC098Q	00	=		AC 09 - PRESET
KA238	TDD	LQ	39A	(78)	01	=	SPA055 80 39A	
KA348	TT3	A3	07B	AC091A	00	=		BUS TO AC REG. - 09
KA348	TT3	A3	04B	(15)	01	=	AC0800 AM510A DB09A0 09 04B 11 05B 13 06B	
KA348	TT3	B1	11A	AC092A	00	=		ADDER TO AC REG. - 09
KA348	TT3	B1	14A	(20)	01	=	ACAD00 AM710A AD0984 26 14A 24 13A 22 12A	
KA348	TT3	B2	09B	AC093A	00	=		AC RT. SHIFT 08 TO 09
KA348	TT3	B2	10A	(19)	01	=	AM0100 AC0880 AM530A 18 10A 14 09A 17 08B	
KA348	TT3	B3	13B	AC094A	00	=		AC LEFT SHIFT 10 TO 09
KA348	TT3	B3	10B	(27)	01	=	AM0300 AM2100 AC1080 21 10B 23 11B 25 12B	
KA346	TS8	E1	31B	AC0990	00	=		AC 09 INPUT DATA GATE
KA346	TS8	E1	33A	(59)	01	=	AC157A SPA075 AC094A AC092A AC093A AC091A AC176A AC158A 70 33A 68 32A 66 31A 64 30A 62 29A 60 28A 55 29B 61 32B	
KA237	TDD	AI	06A	AC108I	00	=		
KA237	TDD	AI	06A	()	01	=	AC1090 08 06A	

DRAWING NUMBER 149012-860

UNIT ASSEMBLY NO. 149012 REV. E INDEX AC10BN

UNIT ASSEMBLY NAME CARD CAGE ASSY, CPU L.H.

LOGIC

FILE IDENT T3982CP1 DATE 09-03-82 PAGE 29

CONNECTOR	TEST POINT	GROUP	TEST POINTS AND/OR	EQUATION	TEST	DESIGNATOR	FACTOR	COMMENT
				AC10BN	00 =			
XA237	YDD	AN	07A	()	01		ACCP0B 10 07A	AC GATED CLOCK BUS - A
XA237	TDD	AP	05B		00 =			AC 10 - CLEAR
XA237	YDD	AP	05A	(11)	01		SPA052 06 05A	
XA237	TDD	AQ	06B		00 =			AC 10 - PRESET
XA237	YDD	AQ	07B	(13)	01		SPA051 15 07B	
XA348	TT3	C1	17A		00 =			BUS TO AC REG. - 10
XA348	YY3	C1	20A	(36)	01		ACD8D0 AM51DA DB10AO 42 20A 40 19A 38 18A	
XA348	TT3	C2	15B		00 =			ADDER TO AC REG. - 10
XA348	YY3	C2	16A	(31)	01		ACADD0 AD10B4 AM71DA 34 16A 30 15A 29 14B	
XA348	TT3	C3	19B		00 =			AC RT. SHIFT 09 TO 10
XA348	YY3	C3	16B	(39)	01		AM01D0 AM53DA AC09BQ 33 16B 35 17B 37 18B	
XA348	TT3	D1	23A		00 =			AC LEFT SHIFT 11 TO 10
XA348	YY3	D1	26A	(50)	01		AM03D0 AM21D0 AC11BQ 56 26A 54 25A 52 24A	
XA346	TS8	F1	37A		00 =			AC 10 INPUT DATA GATE
XA346	YS8	F1	39B	(76)	01		SPA075 AC104A AC103A AC101A AC102A AC158A AC157A AC176A 79 39B 77 38B 75 37B 73 36B 71 36A 72 34A 74 35B 78 38A	
				AC11BI	00 =			
XA237	YDD	BI	03B	()	01		AC1190 05 03B	
				AC11BN	00 =			
XA237	YDD	BN	02B	()	01		ACCP0B 01 02B	AC GATED CLOCK BUS - A
XA237	TDD	BP	04B		00 =			AC 11 - CLEAR
XA237	YDD	BP	04A	(09)	01		SPA052 04 04A	
XA237	TDD	BQ	03A		00 =			AC 11 - PRESET
XA237	YDD	BQ	02A	(07)	01		SPA051 03 02A	

DRAWING NUMBER 149012-860

TM 11-5895-856-34-6/EE640-CA-MMI-060/E154 CPU/TO 31W2-2T-122-6

UNIT ASSEMBLY NO. 149012 REV. E INDEX AC111A

UNIT ASSEMBLY NAME CARD CAGE ASSY, CPU L.H.

LOGIC

FILE IDENT T3982CP1 DATE 09-03-82 PAGE 30

CONNECTOR	CIRCUIT TYPE	GROUP	TEST POINTS AND OR	EQUATION	TEST	DESIGNATOR	FACTOR	COMMENT
KA348	TT3	D2	23B	AC111A	00	=		BUS TO AC REG. - 11
KA348	TT3	D2	22A	(43)	01		ACD8D0 DB11A0 AMS1DA 48 22A 46 21A 41 22B	
KA348	TT3	D3	27B	AC112A	00	=		ADDER TO AC REG. - 11
KA348	TT3	D3	24B	(51)	01		ACADD0 AM71DA AD11B1 45 24B 47 25B 49 26B	
KA348	TT3	E1	30A	AC113A	00	=		AC RT. SHIFT 10 TO 11
KA348	TT3	E1	33A	(64)	01		AM01D0 AM53DA AC10BQ 70 33A 68 32A 66 31A	
KA348	TT3	E2	29B	AC114A	00	=		AC LEFT SHIFT 12 TO 11
KA348	TT3	E2	29A	(55)	01		AM03D0 AC12BQ AM21D0 62 29A 60 28A 53 28B	
KA345	TSB	A1	05B	AC1190	00	=		AC 11 INPUT DATA GATE
KA345	TSB	A1	07A	(11)	01		AC158A AC176A AC113A AC112A AC111A SPA074 AC157A AC114A 10 07A 08 06A 06 05A 04 04A 05 03B 01 02B 07 03A 13 06B	
				AC12B1	00	=		
KA237	TDD	CI	13A	()	01		AC1290 24 13A	
				AC128N	00	=		
KA237	TDD	CN	14A	()	01		ACCP0B 26 14A	AC GATED CLOCK BUS - A
KA237	TDD	CP	11B	AC128P	00	=		AC 12 - CLEAR
KA237	TDD	CP	12A	(23)	01		SPA052 22 12A	
KA237	TDD	CQ	12B	AC128Q	00	=		AC 12 - PRESET
KA237	TDD	CQ	13B	(25)	01		SPA051 27 13B	
KA348	TT3	E3	33B	AC121A	00	=		BUS TO AC REG. - 12
KA348	TT3	E3	30B	(63)	01		ACD8D0 AMS1DA DB12A0 57 30B 59 31B 61 32B	
KA348	TT3	F1	36B	AC122A	00	=		ADDER TO AC REG. - 12
KA348	TT3	F1	39B	(73)	01		AD1284 AM71DA ACADD0 79 39B 77 38B 75 37B	
KA348	TT3	F2	35B	AC123A	00	=		AC RT. SHIFT 11 TO 12
KA348	TT3	F2	36A	(74)	01		AM53DA AM01D0 AC11BQ 71 36A 72 34A 65 34B	

DRAWING NUMBER 149012-860

LOGIC

UNIT ASSEMBLY NAME CARD CAGE ASSY, CPU L.H.

FILE IDENT T3982CP1

DATE 09-03-82 PAGE

31

CONNECTOR	TEST POINT	GROUP	TEST POINTS AND/OR	EQUATION	TEST	DESIGNATOR	FACTOR	COMMENT
XA348	TT3	F3	39A	AC124A	00	=		AC LEFT SHIFT 13 TO 12
XA348	TT3	F3	35A	(80)	01		AM03D0 AM21D0 AC138Q 69 35A 76 37A 78 38A	
XA345	TS8	B1	11B	AC1290	00	=		AC 12 INPUT DATA GATE
XA345	TS8	B1	14A	(23)	01		AC157A AC176A AC124A AC122A AC123A AC121A AC158A SPA074 26 14A 24 13A 22 12A 20 11A 18 10A 14 09A 19 09B 25 12B	
				AC138I	00	=		
XA237	TDD	O1	10A	()	01		AC1390 18 10A	
				AC138N	00	=		
XA237	TDD	DN	09A	()	01		ACCPDB 14 09A	AC GATED CLOCK BUS - A
XA237	TDD	DP	10B	AC13BP	00	=		AC 13 - CLEAR
XA237	TDD	DP	11A	(21)	01		SPA052 20 11A	
XA237	TDD	DQ	09B	AC13BQ	00	=		AC 13 - PRESET
XA237	TDD	DQ	08B	(19)	01		SPA051 17 08B	
XA344	TT3	A1	04A	AC131A	00	=		BUS TO AC REG. - 13
XA344	TT3	A1	07A	(04)	01		ACD8D0 AMS1DA D813A0 10 07A 08 06A 06 05A	
XA344	TT3	A2	03A	AC132A	00	=		ADDER TO AC REG. - 13
XA344	TT3	A2	03B	(07)	01		ACADD0 AD13B4 AM71DA 05 03B 01 02B 03 02A	
XA344	TT3	A3	07B	AC133A	00	=		AC RT. SHIFT 12 TO 13
XA344	TT3	A3	04B	(15)	01		AM53DA AM01D0 AC12BQ 09 04B 11 05B 13 06B	
XA344	TT3	B1	11A	AC134A	00	=		AC LEFT SHIFT 14 TO 13
XA344	TT3	B1	14A	(20)	01		AM03D0 AM21D0 AC148Q 26 14A 24 13A 22 12A	
XA345	TS8	C1	17B	AC1390	00	=		AC 13 INPUT DATA GATE
XA345	TS8	C1	20A	(35)	01		AC157A AC176A SPA074 AC134A AC131A AC133A AC158A AC132A 42 20A 40 19A 38 18A 36 17A 34 16A 30 15A 31 15B 37 18B	
				AC148I	00	=		
XA237	TDD	E1	19A	()	01		AC1490 40 19A	

DRAWING NUMBER 149012-860

LOGIC

UNIT ASSEMBLY NAME CARD CAGE ASSY, CPU L.H.

FILE IDENT T3982CP1

DATE 09-03-82 PAGE

32

CONNECTOR	CIRCUIT TYPE	GROUP	TEST POINTS AND OR	EQUATION	TERM	TESTING FACTOR	FACTOR	COMMENT
KA237	TDD	EN	20A	AC148N ()	00 01	=	ACCPDB 42 20A	AC GATED CLOCK BUS - A
KA237	TDD	EP	17B	AC148P (35)	00 01	=	SPA053 38 18A	AC 14 - CLEAR
KA237	TDD	EQ	18B	AC148C (37)	00 01	=	SPA054 39 19B	AC 14 - PRESET
KA344	TT3	B2	09B	AC141A (19)	00 01	=	AC08D0 DB14A0 AM510A 18 10A 14 09A 17 08B	BUS TO AC REG. - 14
KA344	TT3	B3	13B	AC142A (27)	00 01	=	ACAD00 AM710A AD14B4 21 10B 23 11B 25 12B	ADDER TO AC REG. - 14
KA344	TT3	C1	17A	AC143A (36)	00 01	=	AM01D0 AM530A AC138Q 42 20A 40 19A 38 18A	AC RI. SHIFT 13 TO 14
KA344	TT3	C2	15B	AC144A (31)	00 01	=	AM0300 AC15BQ AM21D0 34 16A 30 15A 29 14B	AC LEFT SHIFT 15 TO 14
KA345	TS8	D1	25B	AC1490 (47)	00 01	=	SPA074 AC143A AC144A AC176A AC158A AC157A AC141A AC142A 56 26A 54 25A 52 24A 50 23A 48 22A 46 21A 43 23B 49 26B	AC 14 INPUT DATA GATE
KA237	TDD	FI	16A	AC158I ()	00 01	=	AC1590 34 16A	
KA237	TDD	FN	15A	AC158N ()	00 01	=	ACCPDB 30 15A	AC GATED CLOCK BUS - A
KA237	TDD	FP	16B	AC158P (33)	00 01	=	SPA053 36 17A	AC 15 - CLEAR
KA237	TDD	FQ	15B	AC158Q (31)	00 01	=	SPA052 29 14B	AC 15 - PRESET

DRAWING NUMBER 149012-860

UNIT ASSEMBLY NO. 149012 REV. E INDEX AC151A

LOGIC

UNIT ASSEMBLY NAME CARD CAGE ASSY, CPU L.H.

FILE IDENT T3982CP1 DATE 09-03-82 PAGE 33

CONNECTOR	CIRCUIT TYPE	GROUP	TEST POINTS AND OR	EQUATION	TEST YEN	DESIG. NOTATION	FACTOR	COMMENT
XA344	TT3	C3	19B	AC151A	00	=		BUS TO AC REG. = 15
XA344	TT3	C3	16B	(39)	01		ACDBD0 AM51DA DB15A0 33 16B 35 17B 37 18B	
XA344	TT3	D1	23A	AC152A	00	=		ADDER TO AC REG. = 15
XA344	TT3	D1	26A	(50)	01		ACAD00 AM71DA AD15B1 56 26A 54 25A 52 24A	
XA344	TT3	D2	23B	AC153A	00	=		AC RT. SHIFET 16 TO 15
XA344	TT3	D2	22A	(43)	01		AC14BQ AM01D0 AM53DA 48 22A 46 21A 41 22B	
XA344	TT3	D3	27B	AC154A	00	=		AC LEFT SHIFET 16 TO 15
XA344	TT3	D3	24B	(51)	01		AM03D0 AM21D0 AC16BQ 45 24B 47 25B 49 26B	
XA344	TT3	F3	39A	AC157A	00	=		DB 16 TO AC 08 = 15
XA344	TT3	F3	35A	(80)	01		ACRHC0 DB16A0 CMA1BP 69 35A 76 37A 78 38A	
XA249	TT3	A3	07B	AC158A	00	=		AQ 00 TO AC 15 = 08
XA249	TT3	A3	04B	(15)	01		ACAQC0 AQ00C0 AM51DA 09 04B 11 05B 13 06B	
XA345	TS8	E1	31B	AC1590	00	=		AC 15 INPUT DATA GATE
XA345	TS8	E1	33A	(59)	01		AC176A SPA074 AC153A AC154A AC152A AC157A AC158A AC151A 70 33A 68 32A 66 31A 64 30A 62 29A 60 28A 55 29B 61 32B	
				AC168I	00	=		
XA237	TDD	G1	25A	()	01		AC1690 54 25A	
				AC168N	00	=		
XA237	TDD	GN	26A	()	01		ACCPGB 56 26A	AC GATED CLOCK BUS - A
XA237	TDD	GP	25B	AC168P	00	=		AC 16 - CLEAR
XA237	TDD	GP	24A	(47)	01		SPA053 52 24A	
XA237	TDD	GQ	26B	AC168Q	00	=		AC 16 - PRESET
XA237	TDD	GQ	27B	(49)	01		SPA054 51 27B	
XA344	TT3	E1	30A	AC161A	00	=		BUS TO AC REG. = 16
XA344	TT3	E1	33A	(64)	01		DB16A0 ACDBE0 AM51EA 70 33A 68 32A 66 31A	

DRAWING NUMBER 149012-860

LOGIC

UNIT ASSEMBLY NAME CARD CAGE ASSY, CPU L.H.

FILE IDENT T3982CP1

DATE 09-03-82

PAGE 34

CONNECTOR	CIRCUIT GROUP	TEST POINTS AND/OR	EQUATION	TERM	LOGIC STATE	FACTOR	COMMENT
KA344	TT3 E2	29B	AC162A	00	=		ADDER TO AC REG. - 16
KA344	TT3 E2	29A	(55)	01		AD1684 ACAD60 AM71EA 62 29A 60 28A 53 28B	
KA344	TT3 E3	33B	AC163A	00	=		AC RT. SHIFT 15 TO 16
KA344	TT3 E3	30B	(63)	01		AM01E0 AC158Q AM53EA 57 30B 59 31B 61 32B	
KA344	TT3 F1	36B	AC164A	00	=		AC LEFT SHIFT 17 TO 16
KA344	TT3 F1	39B	(73)	01		AM03E0 AC178Q AM21E0 79 39B 77 38B 75 37B	
KA345	TSB F1	37A	AC1690	00	=		AC 16 INPUT DATA GATE
KA345	TSB F1	39B	(76)	01		SPA075 AC164A AC161A SPA074 AC163A AC176A AC238A AC162A 79 39B 77 38B 75 37B 73 36B 71 36A 72 34A 74 35B 78 38A	
			AC178I	00	=		
KA237	TDD HI	22A	()	01		AC1790 48 22A	
			AC178N	00	=		
KA237	TDD HW	21A	()	01		ACCPG8 46 21A	AC GATED CLOCK BUS - A
KA237	TDD MP	24B	AC178P	00	=		AC 17 - CLEAR
KA237	TDD HP	23A	(45)	01		SPA053 50 23A	
KA237	TDD HQ	23B	AC178Q	00	=		AC 17 - PRESET
KA237	TDD HQ	22B	(43)	01		SPA054 41 22B	
KA249	TT3 B2	09B	AC171A	00	=		BUS TO AC REG. - 17
KA249	TT3 B2	10A	(19)	01		DB17A0 AM51EA AC08E0 18 10A 14 09A 17 08B	
KA249	TT3 B3	13B	AC172A	00	=		ADDER TO AC REG. - 17
KA249	TT3 B3	10B	(27)	01		AD17B4 AM71EA ACAD60 21 10B 23 11B 25 12B	
KA249	TT3 C1	17A	AC173A	00	=		AC RT. SHIFT 16 TO 17
KA249	TT3 C1	20A	(36)	01		AM01E0 AM53EA AC168Q 42 20A 40 19A 38 18A	
KA249	TT3 C2	15B	AC174A	00	=		AC LEFT SHIFT 19 TO 17
KA249	TT3 C2	16A	(31)	01		AC188Q AM21E0 AM03E0 34 16A 30 15A 29 14B	

DRAWING NUMBER 149012-860

LOGIC

UNIT ASSEMBLY NAME CARD CAGE ASSY, CPU L.H.

FILE IDENT T3982CP1

DATE 09-03-82

PAGE

35

CONNECTOR	CIRCUIT GROUP	TEST POINTS AND OR	EQUATION	TEST	DESIGNATOR	FACTOR	COMMENT
XA249	TT3	B1 11A	AC176A	00	=		
XA249	TY3	B1 14A	(20)	01		DB 28 TO AC OR - 17	
						AM71EA DB28A0 ACMTCO 26 14A 24 13A 22 12A	
XA241	TS8	A1 05B	AC1790	00	=		AC 17 INPUT DATA GATE
XA241	YS8	A1 07A	(11)	01		AC173A AC174A AC176A AC171A AC238A SPA058 SPA059 AC172A 10 07A 08 06A 06 05A 04 04A 05 03B 01 02B 07 03A 13 06B	
			AC188I	00	=		
XA237	YDD	J1 32A	()	01		AC1890 68 32A	
			AC188N	00	=		
XA237	YDD	JN 33A	()	01		ACCPG8 70 33A	AC GATED CLOCK BUS - A
XA237	TDD	JP 31B	AC188P	00	=		AC 18 - CLEAR
XA237	YDD	JP 31A	(59)	01		SPA053 66 31A	
XA237	TDD	JQ 32B	AC188Q	00	=		AC 18 - PRESET
XA237	YDD	JQ 33B	(61)	01		SPA054 63 33B	
XA249	TT3	C3 19B	AC181A	00	=		BUS TO AC REG. - 18
XA249	TY3	C3 16B	(39)	01		ACD8E0 AM51EA DB18A0 33 16B 35 17B 37 18B	
XA249	TT3	D1 23A	AC182A	00	=		ADDER TO AC REG. - 18
XA249	TY3	D1 26A	(50)	01		ACADE0 AM71EA AD18B4 56 26A 54 25A 52 24A	
XA249	TT3	D2 23B	AC183A	00	=		AC RT. SHIFT 17 TO 18
XA249	TY3	D2 22A	(43)	01		AM01E0 AC17BQ AM53EA 48 22A 46 21A 41 22B	
XA249	TT3	D3 27B	AC184A	00	=		AC LEFT SHIFT 19 TO 18
XA249	TY3	D3 24B	(51)	01		AM03E0 AM21E0 AC19BQ 45 24B 47 25B 49 26B	
XA241	TS8	B1 11B	AC1890	00	=		AC 18 INPUT DATA GATE
XA241	YS8	B1 14A	(23)	01		AC276A AC184A AC182A AC183A AC181A SPA058 AC238A SPA059 26 14A 24 13A 22 12A 20 11A 18 10A 14 09A 19 09B 25 12B	
			AC198I	00	=		
XA237	TDD	K1 29A	()	01		AC1990 62 29A	

DRAWING NUMBER 149012-860

TM 11-5895-856-34-6/EE640-CA-MMI-060/E154 CPU/TO 31W2-2T-122-6

UNIT ASSEMBLY NO. 149012 REV. E INDEX AC19BN

UNIT ASSEMBLY NAME CARD CAGE ASSY, CPU L.H.

LOGIC

FILE IDENT T3982CP1

DATE 09-03-82

PAGE

36

CONNECTOR	CIRCUIT TYPE	GROUP	TEST POINTS AND/OR	EQUATION	TERM	DESIGNATOR	FACTOR	COMMENT
				AC19BN	00 =			
KA237	TDD	KN	28A	()	01		ACCPGB 60 28A	AC GATED CLOCK BUS - A
KA237	TDD	KP	30B	AC198P	00 =			AC 19 - CLEAR
KA237	TDD	KP	30A	(57)	01		SPA053 64 30A	
KA237	TDD	KQ	29B	AC198Q	00 =			AC 19 - PRESET
KA237	TDD	KQ	28B	(55)	01		SPA054 53 28B	
KA249	TT3	E1	30A	AC191A	00 =			BUS TO AC REG. - 19
KA249	TT3	E1	33A	(64)	01		ACD8E0 AM51EA DB19A0 70 33A 68 32A 66 31A	
KA249	TT3	E2	29B	AC192A	00 =			ADDER TO AC REG. - 19
KA249	TT3	E2	29A	(55)	01		AD1981 ACAD80 AM71EA 62 29A 60 28A 53 28B	
KA249	TT3	E3	33B	AC193A	00 =			AC RT. SHIFT 18 TO 19
KA249	TT3	E3	30B	(63)	01		AM01E0 AM53EA AC188Q 57 30B 59 31B 61 32B	
KA249	TT3	F1	36B	AC194A	00 =			AC LEFT SHIFT 20 TO 19
KA249	TT3	F1	39B	(73)	01		AM03E0 AC208Q AM21E0 79 39B 77 38B 75 37B	
KA241	TS8	C1	17B	AC1990	00 =			AC 19 INPUT DATA GATE
KA241	TS8	C1	20A	(35)	01		AC194A AC193A AC191A AC192A AC238A SPA058 AC276A SPA059 42 20A 40 19A 38 18A 36 17A 34 16A 30 15A 31 15B 37 18B	
				AC208I	00 =			
KA237	TDD	LI	38B	()	01		AC209Q 77 38B	
				AC208N	00 =			
KA237	TDD	LN	39B	()	01		ACCPGB 79 39B	AC GATED CLOCK BUS - A
KA237	TDD	LP	37A	AC208P	00 =			AC 20 - CLEAR
KA237	TDD	LP	37B	(76)	01		SPA053 75 37B	
KA237	TDD	LQ	38A	AC208Q	00 =			AC 20 - PRESET
KA237	TDD	LQ	39A	(78)	01		SPA054 80 39A	

DRAWING NUMBER 149012-860

TM 11-5895-856-34-6/EE640-CA-MMI-060/E154 CPU/TO 31W2-2T-122-6

UNIT ASSEMBLY NO. 149012 REV. E INDEX AC20A1

UNIT ASSEMBLY NAME CARD CAGE ASSY, CPU L.H.

LOGIC

FILE IDENT T3982CP1

DATE 09-03-82

PAGE 37

CONNECTOR	CIRCUIT	GROUP	TEST POINTS AND/OR	EQUATION	TEST	DESIGNATOR	FACTOR	COMMENT
XA249	TT3	F2	35B	AC201A	00	=		BUS TO AC REG. - 20
XA249	YY3	F2	36A	(74)	01		DB20A0 ACDBE0 AM51EA 71 36A 72 34A 65 34B	
XA245	TD4	C2	16B	AC202A	00	=		ADDER TO AC REG. - 20
XA245	YD4	C2	17A	(33)	01		SPA065 ACADE0 AM71EA AD20B4 36 17A 34 16A 30 15A 31 15B	
XA248	TT3	A1	04A	AC203A	00	=		AC RT. SHIFT 19 TO 20
XA248	YY3	A1	07A	(04)	01		AM53EA AM01E0 AC19BQ 10 07A 08 06A 06 05A	
XA248	TT3	A2	03A	AC204A	00	=		AC LEFT SHIFT 21 TO 20
XA248	YY3	A2	03B	(07)	01		AM03E0 AM21E0 AC21BQ 05 03B 01 02B 03 02A	
XA240	TS8	A1	05B	AC2090	00	=		AC 20 INPUT DATA GATE
XA240	YS8	A1	07A	(11)	01		AC202A AC201A AC203A AC238A AC204A SPA057 SPA058 AC276A 10 07A 08 06A 06 05A 04 04A 05 03B 01 02B 07 03A 13 06B	
XA236	YD0	AI	06A	AC21B1	00	=		
				()	01		AC2190 08 06A	
XA236	YD0	AN	07A	AC21B1	00	=		AC GATED CLOCK BUS - A
				()	01		ACCPGB 10 07A	
XA236	TDD	AP	05B	AC21BP	00	=		AC 21 - CLEAR
XA236	YD0	AP	05A	(11)	01		SPA050 06 05A	
XA236	TDD	AQ	06B	AC21BQ	00	=		AC 21 - PRESET
XA236	YD0	AQ	07B	(13)	01		SPA049 15 07B	
XA248	TT3	A3	07B	AC211A	00	=		BUS TO AC REG. - 21
XA248	YY3	A3	04B	(15)	01		DB21A0 AM51EA ACDBE0 09 04B 11 05B 13 06B	
XA248	TT3	B1	11A	AC212A	00	=		ADDER TO AC REG. - 21
XA248	YY3	B1	14A	(20)	01		ACADE0 AM71EA AD21B4 26 14A 24 13A 22 12A	
XA248	TT3	B2	09B	AC213A	00	=		AC RT. SHIFT 20 TO 21
XA248	YY3	B2	10A	(19)	01		AM01E0 AC20BQ AM53EA 18 10A 14 09A 17 08B	

DRAWING NUMBER 149012-860

UNIT ASSEMBLY NO. 149012 REV. E INDEX AC214A

LOGIC

UNIT ASSEMBLY NAME CARD CAGE ASSY, CPU L.H.

FILE IDENT T3982CP1 DATE 09-03-82 PAGE 38

CONNECTOR	CIRCUIT TYPE	GROUP	TEST POINTS AND OR	EQUATION	TERMS	RELATION	FACTOR	COMMENT
KA248	TT3	B3	13B	AC214A	00	=		AC LEFT SHIFT 22 TO 21
KA248	TT3	B3	10B	(27)	01		AM03E0 AM21E0 AC22B0 21 10B 23 11B 25 12B	
KA240	TSB	B1	11B	AC2190	00	=		AC 21 INPUT DATA GATE
KA240	TSB	B1	14A	(23)	01		AC238A AC214A AC276A AC212A AC213A AC211A SPA057 SPA059 26 14A 24 13A 22 12A 20 11A 18 10A 14 09A 19 09B 25 12B	
				AC22B1	00	=		
KA236	TDD	B1	03B	()	01		AC2290 05 03B	
				AC22BN	00	=		
KA236	TDD	BN	02B	()	01		ACCPGB 01 02B	AC GATED CLOCK BUS - A
KA236	TDD	BP	04B	AC22BP	00	=		AC 22 - CLEAR
KA236	TDD	BP	04A	(09)	01		SPA050 04 04A	
KA236	TDD	BQ	03A	AC22BQ	00	=		AC 22 - PRESET
KA236	TDD	BQ	02A	(07)	01		SPA049 03 02A	
KA248	TT3	C1	17A	AC221A	00	=		BUS TO AC REG. - 22
KA248	TT3	C1	20A	(36)	01		ACD0E0 AM51E0 D022A0 42 20A 40 19A 38 18A	
KA248	TT3	C2	15B	AC222A	00	=		ADDER TO AC REG. - 22
KA248	TT3	C2	16A	(31)	01		ACADE0 AD22B4 AM71E0 34 16A 30 15A 29 14B	
KA248	TT3	C3	19B	AC223A	00	=		AC RT. SHIFT 21 TO 22
KA248	TT3	C3	18B	(39)	01		AM01E0 AM53E0 AC21B0 33 16B 35 17B 37 18B	
KA248	TT3	D1	23A	AC224A	00	=		AC LEFT SHIFT 23 TO 22
KA248	TT3	D1	26A	(50)	01		AM03E0 AM21E0 AC23B0 56 26A 54 25A 52 24A	
KA240	TSB	C1	17B	AC2290	00	=		AC 22 INPUT DATA GATE
KA240	TSB	C1	20A	(35)	01		AC238A AC276A SPA059 AC222A AC224A AC223A AC221A SPA057 42 20A 40 19A 38 18A 36 17A 34 16A 30 15A 31 15B 37 18B	
				AC23B1	00	=		
KA236	TDD	C1	15A	()	01		AC2390 24 13A	

DRAWING NUMBER 149012-860

LOGIC

UNIT ASSEMBLY NAME CARD CAGE ASSY, CPU L.H.

FILE IDENT T3982CP1

DATE 09-03-82 PAGE

39

CONNECTOR	GROUP	TEST POINTS AND OR	EQUATION	TEST	DESIGNATOR	FACTOR	COMMENT
			AC23BN	00 =			
XA236	TDD	CN 14A	()	01	ACCPGB 26 14A		AC GATED CLOCK BUS - A
XA236	TDD	CP 11B	AC23BP	00 =			AC 23 - CLEAR
XA236	TDD	CP 12A	(23)	01	SPA050 22 12A		
XA236	TDD	CQ 12B	AC23BQ	00 =			AC 23 - PRESET
XA236	TDD	CQ 13B	(25)	01	SPA049 27 13B		
XA248	TT3	D2 23B	AC231A	00 =			BUS TO AC REG. - 23
XA248	TT3	D2 22A	(43)	01	DB23A0 ACDBE0 AM51EA 48 22A 46 21A 41 22B		
XA248	TT3	D3 27B	AC232A	00 =			ADDER TO AC REG. - 23
XA248	TT3	D3 24B	(51)	01	ACADE0 AM71EA AD23B1 45 24B 47 25B 49 26B		
XA248	TT3	E1 30A	AC233A	00 =			AC RT. SHIFT 22 TO 23
XA248	TT3	E1 33A	(64)	01	AM53EA AC22BQ AM01E0 70 33A 68 32A 66 31A		
XA248	TT3	E2 29B	AC234A	00 =			AC LEFT SHIFT 24 TO 23
XA248	TT3	E2 29A	(55)	01	AC248Q AM03E0 AM21E0 62 29A 60 28A 53 28B		
XA247	TT3	A1 04A	AC238A	00 =			AQ 00 TO AC 23 - 16
XA247	TT3	A1 07A	(04)	01	AQ00C0 AM51EA AC AQCO 10 07A 08 06A 06 05A		
XA240	TSB	D1 25B	AC2390	00 =			AC 23 INPUT DATA GATE
XA240	TSB	D1 26A	(47)	01	AC233A AC234A AC232A AC276A AC231A AC238A SPA057 SPA058 56 26A 54 25A 52 24A 50 23A 48 22A 46 21A 43 23B 49 26B		
			AC24BI	00 =			
XA236	TDD	DI 10A	()	01	AC2490 18 10A		
			AC24BN	00 =			
XA236	TDD	DN 09A	()	01	ACCPGB 14 09A		AC GATED CLOCK BUS - A
XA236	TDD	DP 10B	AC24BP	00 =			AC 24 - CLEAR
XA236	TDD	DP 11A	(21)	01	SPA050 20 11A		

DRAWING NUMBER 149012-860

LOGIC

UNIT ASSEMBLY NAME CARD CAGE ASSY, CPU L.H.

FILE IDENT T3982CP1

DATE 09-03-82 PAGE

40

CONNECTOR	CIRCUIT TYPE	GROUP	TEST POINTS AND OR	EQUATION	TERM	ORIGINATOR	FACTOR	COMMENT
KA236	TDD	DQ	09B	AC248Q	00	=		AC 24 - PRESET
KA236	TDD	DQ	08B	(19)	01	=	SPA049 17 08B	
KA248	TY3	E3	33B	AC241A	00	=		BUS TO AC REG. - 24
KA248	TY3	E3	30B	(63)	01	=	AM51FA DB24A0 ACDBFO 57 30B 59 31B 61 32B	
KA248	TY3	F1	36B	AC242A	00	=		ADDER TO AC REG. - 24
KA248	TY3	F1	39B	(73)	01	=	ACADFO AM71FA AD24B4 79 39B 77 38B 75 37B	
KA248	TY3	F2	35B	AC243A	00	=		AC RT. SHIFT 23 TO 24
KA248	TY3	F2	36A	(74)	01	=	AC23B0 AM53FA AM01FO 71 36A 72 34A 65 34B	
KA248	TY3	F3	39A	AC244A	00	=		AC LEFT SHIFT 25 TO 24
KA248	TY3	F3	35A	(80)	01	=	AM03FO AM21FO AC25BQ 69 35A 76 37A 78 38A	
KA240	TS8	E1	31B	AC2490	00	=		AC 24 INPUT DATA GATE
KA240	TS8	E1	33A	(59)	01	=	AC276A AC242A AC244A AC243A AC241A SPA058 SPA057 AC318A 70 33A 68 32A 66 31A 64 30A 62 29A 60 28A 55 29B 61 32B	
				AC25BI	00	=		
KA236	TDD	E1	19A	()	01	=	AC2590 40 19A	
				AC25BN	00	=		
KA236	TDD	EN	20A	()	01	=	ACCPGB 42 20A	AC GATED CLOCK BUS - A
KA236	TDD	EP	17B	AC25BP	00	=		AC 25 - CLEAR
KA236	TDD	EP	18A	(35)	01	=	SPA050 38 18A	
KA236	TDD	EQ	18B	AC25BQ	00	=		AC 25 - PRESET
KA236	TDD	EQ	19B	(37)	01	=	SPA049 39 19B	
KA247	TY3	A2	03A	AC251A	00	=		BUS TO AC REG. - 25
KA247	TY3	A2	03B	(07)	01	=	ACDBFO DB25A0 AM51FA 05 03B 01 02B 03 02A	
KA247	TY3	A3	07B	AC252A	00	=		ADDER TO AC REG. - 25
KA247	TY3	A3	04B	(15)	01	=	AD25B4 AM71FA ACADFO 09 04B 11 05B 13 06B	

DRAWING NUMBER 149012-860

TM 11-5895-856-34-6/EE640-CA-MMI-060/E154 CPU/TO 31W2-2T-122-6

UNIT ASSEMBLY NO. 149012 REV. E INDEX AC235A

UNIT ASSEMBLY NAME CARD CAGE ASSY, CPU L.H.

LOGIC

FILE IDENT T3982CP1 DATE 09-03-82 PAGE

41

CONNECTOR	CIRCUIT TYPE	GROUP	TEST POINTS AND/OR	EQUATION	TEST	DESIGNATOR	FACTOR	COMMENT
XA247	TT3	B1	11A	AC253A	00	=		AC RT. SHIFT 24 TO 25
XA247	YT3	B1	14A	(20)	01		AM01FO AM53FA AC24BQ 26 14A 24 13A 22 12A	
XA247	TT3	B2	09B	AC254A	00	=		AC LEFT SHIFT 24 TO 25
XA247	YT3	B2	10A	(19)	01		AM21FO AC26BQ AM03FO 18 10A 14 09A 17 08B	
XA240	TS8	F1	37A	AC2590	00	=		AC 25 INPUT DATA GATE
XA240	YS8	F1	39B	(176)	01		SPA059 SPA058 AC253A AC254A AC252A AC276A AC251A AC318A 79 39B 77 38B 75 37B 73 36B 71 36A 72 36A 74 35B 78 38A	
				AC26BI	00	=		
XA236	YDD	FI	16A	()	01		AC2690 34 16A	
				AC26BN	00	=		
XA236	YDD	FN	15A	()	01		ACCPGB 30 15A	AC GATED CLOCK BUS - A
XA236	TDD	FP	16B	AC26BP	00	=		AC 26 - CLEAR
XA236	YDD	FP	17A	(133)	01		SPA050 36 17A	
XA236	TDD	FQ	15B	AC26BQ	00	=		AC 26 - PRESET
XA236	YDD	FQ	14B	(131)	01		SPA049 29 14B	
XA247	TT3	B3	13B	AC261A	00	=		BUS TO AC REG. - 26
XA247	YT3	B3	10B	(127)	01		ACD8FO DB26A0 AM51FA 21 10B 23 11B 25 12B	
XA247	TT3	C1	17A	AC262A	00	=		ADDER TO AC REG. - 26
XA247	YT3	C1	20A	(136)	01		ACADFO AM71FA AD26B4 42 20A 40 19A 38 18A	
XA247	TT3	C2	15B	AC263A	00	=		AC RT. SHIFT 25 TO 26
XA247	YT3	C2	16A	(131)	01		AC25BQ AM53FA AM01FO 34 16A 30 15A 29 14B	
XA247	TT3	C3	19B	AC264A	00	=		AC LEFT SHIFT 27 TO 26
XA247	YT3	C3	16B	(139)	01		AC27BQ AM03FO AM21FO 33 16B 35 17B 37 18B	
XA239	TS8	A1	05B	AC2690	00	=		AC 26 INPUT DATA GATE
XA239	YS8	A1	07A	(111)	01		AC276A AC262A AC263A SPA057 SPA058 AC264A AC261A AC318A 10 07A 08 06A 06 05A 04 06A 05 03B 01 02B 07 03A 13 04B	

DRAWING NUMBER 149012-860

LOGIC

UNIT ASSEMBLY NAME CARD CAGE ASSY, CPU L.H.

FILE IDENT T3982CP1

DATE 09-03-82 PAGE

42

CONNECTOR	CIRCUIT TYPE	GROUP	TEST POINTS AND/OR	EQUATION	TERM	DESIGNATOR	FACTOR	COMMENT
KA236	TDD	GI	25A	AC27B1 ()	00 =		AC2790 54 25A	
KA236	TDD	GN	26A	AC27BN ()	00 =		ACCPGB 56 26A	AC GATED CLOCK BUS - A
KA236	TDD	GP	25B	AC27BP ()	00 =			AC 27 - CLEAR
KA236	TDD	GP	24A	(47)	01		SPA052 52 24A	
KA236	TDD	GQ	26B	AC27BQ ()	00 =			AC 27 - PRESET
KA236	TDD	GQ	27B	(49)	01		SPA051 51 27B	
KA247	TT3	D1	23A	AC271A ()	00 =			BUS TO AC REG. - 27
KA247	TT3	D1	26A	(50)	01		AC08F0 AM51FA DB27A0 56 26A 54 25A 52 24A	
KA247	TT3	D2	23B	AC272A ()	00 =			ADDER TO AC REG. - 27
KA247	TT3	D2	22A	(43)	01		AD27B1 AM71FA ACADFO 48 22A 46 21A 41 22B	
KA247	TT3	D3	27B	AC273A ()	00 =			AC RT. SHIFT 26 TO 27
KA247	TT3	D3	24B	(51)	01		AC2680 AM53FA AM01FO 45 24B 47 25B 49 26B	
KA247	TT3	E1	30A	AC274A ()	00 =			AC LEFT SHIFT 28 TO 27
KA247	TT3	E1	33A	(64)	01		AM03FO AM21FO AC28BQ 70 33A 68 32A 66 31A	
KA246	TT3	F3	39A	AC276A ()	00 =			DB 28 TO AC 18 - 27
KA246	TT3	F3	35A	(80)	01		AM71FA DB28A0 ACMTCO 69 35A 76 37A 78 38A	
KA239	TS8	B1	11B	AC2790 ()	00 =			AC 27 INPUT DATA GATE
KA239	TS8	B1	14A	(23)	01		AC274A AC273A AC271A AC272A AC318A AC276A SPA055 SPA056 26 14A 24 13A 22 12A 20 11A 18 10A 14 09A 19 09B 25 12B	
KA236	TDD	HI	22A	AC28BI ()	00 =		AC2890 48 22A	
KA236	TDD	HN	21A	AC28BN ()	00 =		ACCPGB 46 21A	AC GATED CLOCK BUS - A

DRAWING NUMBER 149012-860

TM 11-5895-856-34-6/EE640-CA-MMI-060/E154 CPU/TO 31W2-2T-122-6

UNIT ASSEMBLY NO. 149012 REV. E INDEX AC28BP

UNIT ASSEMBLY NAME CARD CAGE ASSY, CPU L.H.

LOGIC

FILE IDENT T3982CP1 DATE 09-03-82 PAGE

43

CONNECTOR	CIRCUIT GROUP	TEST POINTS AND/OR	EQUATION	TERM	DESIGNATOR	FACTOR	COMMENT
XA236	TDD	HP 24B	AC288P	00	=		AC 28 - CLEAR
XA236	TDD	HP 23A	(45)	01		SPA050 50 23A	
XA236	TDD	HQ 23B	AC288Q	00	=		AC 28 - PRESET
XA236	TDD	HQ 22B	(43)	01		SPA051 41 22B	
XA247	TT3	E2 29B	AC281A	00	=		BUS TO AC REG. - 28
XA247	TT3	E2 29A	(55)	01		DB28A0 ACDBF0 AM51FA 62 29A 60 28A 53 28B	
XA247	TT3	E3 33B	AC282A	00	=		ADDER TO AC REG. - 28
XA247	TT3	E3 30B	(63)	01		AM71FA AD28B1 ACADFO 57 30B 59 31B 61 32B	
XA247	TT3	F1 36B	AC283A	00	=		AC RT. SMIEY 27 TO 28
XA247	TT3	F1 39B	(73)	01		AC27BQ AM53FA AM01FO 79 39B 77 38B 75 37B	
XA247	TT3	F2 35B	AC284A	00	=		AC LEFT SMIEY 29 TO 28
XA247	TT3	F2 36A	(74)	01		AC29BQ AM03FO AM21FO 71 36A 72 34A 65 34B	
XA239	TS8	C1 17B	AC2890	00	=		AC 28 INPUT DATA GATE
XA239	TS8	C1 20A	(35)	01		AC283A AC284A AC282A AC281A AC318A SPA057 SPA055 SPA056 42 20A 40 19A 38 18A 36 17A 34 16A 30 15A 31 15B 37 18B	
			AC298I	00	=		
XA236	TDD	J1 32A	()	01		AC2990 68 32A	
			AC298N	00	=		
XA236	TDD	JN 33A	()	01		ACCPGB 70 33A	AC GATED CLOCK BUS - A
XA236	TDD	JP 31B	AC298P	00	=		AC 29 - CLEAR
XA236	TDD	JP 31A	(59)	01		SPA052 66 31A	
XA236	TDD	JQ 32B	AC298Q	00	=		AC 29 - PRESET
XA236	TDD	JQ 33B	(61)	01		SPA051 63 33B	
XA246	TT3	A1 04A	AC291A	00	=		BUS TO AC REG. - 29
XA246	TT3	A1 07A	(04)	01		ACDBFO AM51FA DB29A0 10 07A 08 06A 06 05A	

DRAWING NUMBER 149012-860

UNIT ASSEMBLY NO. 149012 REV. E INDEX AC292A

LOGIC

UNIT ASSEMBLY NAME CARD CAGE ASSY, CPU L.H.

FILE IDENT T3982CP1 DATE 09-03-82 PAGE

CONNECTOR	GROUP	TEST POINTS AND/OR	EQUATION	TERMS	DESIGNATOR	FACTOR	COMMENT
KA246	TT3	A2 03A	AC292A	00	=		ADDER TO AC REG. - 29
KA246	TT3	A2 03B	(107)	01		ACADFO AM71FA AD2984 05 03B 01 02B 03 02A	
KA246	TT3	A3 07B	AC293A	00	=		AC RT. SHIFT 28 TO 29
KA246	TT3	A3 04B	(115)	01		AM01FO AC288Q AM53FA 09 04B 11 05B 13 06B	
KA246	TT3	B1 11A	AC294A	00	=		AC LEFT SHIFT 30 TO 29
KA246	TT3	B1 14A	(120)	01		AM03FO AM21FO AC30BQ 26 14A 24 13A 22 12A	
KA239	TS8	D1 25B	AC2990	00	=		AC 29 INPUT DATA GATE
KA239	TS8	D1 26A	(147)	01		AC318A SPA058 AC294A AC293A AC291A AC292A SPA057 SPA056 56 26A 54 25A 52 24A 50 23A 48 22A 46 21A 43 23B 49 26B	
			AC30BI	00	=		
KA236	TDD	KI 29A	()	01		AC3090 62 29A	
			AC30BN	00	=		
KA236	TDD	KN 28A	()	01		ACCPCA 60 28A	
KA236	TDD	KP 30B	AC30BP	00	=		AC 30 - CLEAR
KA236	TDD	KP 30A	(157)	01		SPA052 64 30A	
KA236	TDD	KQ 29B	AC30BQ	00	=		AC 30 - PRESET
KA236	TDD	KQ 28B	(155)	01		SPA051 53 28B	
KA246	TT3	B2 09B	AC301A	00	=		BUS TO AC REG. - 30
KA246	TT3	B2 10A	(119)	01		DB30A0 ACDBFO AM51FA 18 10A 14 09A 17 08B	
KA246	TT3	B3 13B	AC302A	00	=		ADDER TO AC REG. - 30
KA246	TT3	B3 10B	(127)	01		ACADFO AM71FA AD3084 21 10B 23 11B 25 12B	
KA246	TT3	C1 17A	AC303A	00	=		AC RT. SHIFT 29 TO 30
KA246	TT3	C1 20A	(136)	01		AM01FO AM53FA AC298Q 42 20A 40 19A 38 18A	
KA246	TT3	C2 15B	AC304A	00	=		AC LEFT SHIFT 31 TO 30
KA246	TT3	C2 16A	(131)	01		AC318Q AM03FO AM21FO 34 16A 30 15A 29 14B	

DRAWING NUMBER 149012-860

UNIT ASSEMBLY NO. 149012 REV. E INDEX AC3090

LOGIC

UNIT ASSEMBLY NAME CARD CAGE ASSY, CPU L.H.

FILE IDENT T39B2CP1 DATE 09-03-82 PAGE

CONNECTOR	CIRCUIT TYPE	GROUP	TEST POINTS AND/OR	EQUATION	TEST	DESIGNATOR	FACTOR	COMMENT
XA239	TS8	E1	31B	AC3090	00	=		AC 30 INPUT DATA GATE
XA239	YS8	E1	33A	(59)	01		AC304A SPA060 SPA059 AC303A AC302A AC318A AC301A SPA057 70 33A 68 32A 66 31A 64 30A 62 29A 60 28A 55 29B 61 32B	
				AC318I	00	=		
XA236	YDD	LI	38B	()	01		AC3190 77 38B	
				AC318N	00	=		
XA236	YDD	LN	39B	()	01		ACCPCA 79 39B	
XA236	TDD	LP	37A	AC318P	00	=		AC 31 - CLEAR
XA236	YDD	LP	37B	(76)	01		SPA052 75 37B	
XA236	TDD	LQ	38A	AC318Q	00	=		AC 31 - PRESET
XA236	YDD	LQ	39A	(78)	01		SPA051 80 39A	
XA246	TT3	C3	19B	AC311A	00	=		BUS TO AC REG. - 31
XA246	YT3	C3	16B	(39)	01		DB31A0 ACDBF0 AM51FA 33 16B 35 17B 37 18B	
XA246	TT3	D1	23A	AC312A	00	=		ADDER TO AC REG. - 31
XA246	YT3	D1	26A	(50)	01		ACADFO AM71FA AD31B1 56 26A 54 25A 52 24A	
XA246	TT3	D2	23B	AC313A	00	=		AC RT. SMILET 30 TO 31
XA246	YT3	D2	22A	(43)	01		AC308Q AM01FO AM53FA 48 22A 46 21A 41 22B	
XA245	TD4	D1	25B	AC314A	00	=		AQ 00 TO AC 31
XA245	YD4	D1	26A	(47)	01		AQ008Q AM03FO AC316A AM21FO 56 26A 54 25A 52 24A 49 26B	
XA242	TS8	F1	37A	AC315A	00	=		DB 00 TO AC 31
XA242	YS8	F1	39B	(76)	01		DB00A0 AM21FO AM03FO SPA060 CMA28P CMA48Q SPA061 SPA062 79 39B 77 38B 75 37B 73 36B 71 36A 72 36A 76 35B 78 38A	
XA244	TQ2	D3	24B	AC316A	00	=		AQ 00 TO AC 31 INHIBIT - A
XA244	YQ2	D3	22B	(45)	01		CMA48Q CMA28P 41 22B 43 23B	
XA246	TT3	D3	27B	AC318A	00	=		AQ 00 TO AC 24 - 31
XA246	YT3	D3	24B	(51)	01		AM51FA AQ00C0 ACAQC0 45 24B 47 25B 49 26B	

DRAWING NUMBER 149012-860

UNIT ASSEMBLY NO. 149012 REV. E INDEX AC3190

UNIT ASSEMBLY NAME CARD CAGE ASSY, CPU L.H.

LOGIC

FILE IDENT T39B2CP1 DATE 09-03-82 PAGE

CONNECTOR	CIRCUIT TYPE	GROUP	TEST POINTS AND/OR	EQUATION	TEST	ORIGINATOR	FACTOR	COMMENT
KA239	TSB	F1	37A	AC3190	00	=		AC 31 INPUT DATA GATE
KA239	YSB	F1	39B	(76)	01		SPA058 SPA057 AC315A AC313A AC318A AC311A AC312A AC314A 79 39B 77 38B 75 37B 73 36B 71 36A 72 34A 74 35B 78 38A	
KA130	TQ2	D1	24A	ADGR1A	00	=		ADDER LOGICAL GROUND
KA130	TQ2	D1	26A	(52)	01		SPA015 SPA014 56 26A 54 25A	
KA130	TQ2	D2	21A	ADGR2A	00	=		ADDER LOGICAL GROUND
KA130	TQ2	D2	23A	(46)	01		SPA015 SPA014 50 23A 48 22A	
KA130	TQ2	D3	24B	ADGR3A	00	=		ADDER LOGICAL GROUND
KA130	TQ2	D3	22B	(45)	01		SPA015 SPA014 41 22B 43 23B	
KA130	TQ2	D4	27B	ADGR4A	00	=		ADDER LOGICAL GROUND
KA130	TQ2	D4	25B	(51)	01		SPA014 SPA015 47 25B 49 26B	
KA221	TAD	A4	04A	ADSEB4	00	=		ADDER SM30 SUM - SE
KA221	TAD	A4	07A	(04)	01		AD01P0 DNV DNV 10 07A 08 06A 06 05A	
KA221	TAD	A5	03B	ADSEB5	00	=		ADDER SM30 PROP. - SE
KA221	TAD	A5	02A	(05)	01		ACSEB0 ABSEB8 AD00B3 03 02A 07 03A 09 04B	
KA221	TAD	A6	02B	ADSEB6	00	=		ADDER SM30 GEN. - SE
KA221	TAD	A6	05B	(01)	01		AD01L0 AD00B2 AD03B3 11 05B 13 06B 15 07B	
KA229	TQ2	A1	05A	ADSECA	00	=		ADDER SUM SE - A
KA229	TQ2	A1	07A	(06)	01		ADSEB4 SPA047 10 07A 08 06A	
KA225	TQ2	A1	05A	ADSETA	00	=		ADDER EXCL. OR - SE - A
KA225	TQ2	A1	07A	(06)	01		ADSEB5 SPA039 10 07A 08 06A	
KA221	TAD	B4	11A	ADSX84	00	=		AD SIGN COMPARE - OVERFLOW
KA221	TAD	B4	14A	(20)	01		AD01P0 DNV DNV 26 14A 24 13A 22 12A	
KA221	TAD	B5	10A	ADSX85	00	=		AD SIGN COMPARE-DU
KA221	TAD	B5	08B	(18)	01		AD00G0 ADSX20 ADSXC0 17 08B 19 09B 21 10B	

DRAWING NUMBER 149012-860

LOGIC

UNIT ASSEMBLY NAME CARD CAGE ASSY, CPU L.H.

FILE IDENT T39B2CP1

DATE 09-03-82

PAGE 47

CONNECTOR	CIRCUIT GROUP	TEST POINTS AND/OR	EQUATION	TEST DESIGNATION	FACTOR	COMMENT
XA221	TAD	B6 09A	ADSXB6	00 =		AD SIGN COMPARE-DU
XA221	TAD	B6 11B	(14)	01	AD0186 AD00TA AD0383 23 11B 25 12B 27 13B	
XA227	TD4	A2 04B	ADSXCA	00 =		SIGN COMPARE CARRY GATE - A
XA227	TD4	A2 04A	(09)	01	AC02BQ AD00TA AD0185 A80208 04 04A 05 03B 01 02B 07 03A	
XA226	TQ2	A2 02B	ADSXCO	00 =		SIGN COMPARE CARRY GATE - 0
XA226	TQ2	A2 04A	(01)	01	SPA043 ADSXCA 04 04A 05 03B	
XA225	TQ2	B1 12A	ADSX20	00 =		SIGN COMPARE EX OR GATE - 0
XA225	TQ2	B1 14A	(22)	01	ADSX3A ADSX4A 26 14A 24 13A	
XA224	TQ2	A1 05A	ADSX3A	00 =		SIGN COMPARE EX OR GATE - A
XA224	TQ2	A1 07A	(06)	01	AD00TA ADSEB5 10 07A 08 06A	
XA224	TQ2	A2 02B	ADSX4A	00 =		SIGN COMPARE EX OR GATE - A
XA224	TQ2	A2 04A	(01)	01	AD00B2 ADSETA 04 04A 05 03B	
XA230	TS8	A1 05B	ADZD1A	00 =		ADDER SUM ZERO DCD - SE-06
XA230	TS8	A1 07A	(11)	01	AD06CA AD02CA ADSECA AD05CA AD01CA AD00CA AD04CA AD03CA 10 07A 08 06A 06 05A 04 04A 05 03B 01 02B 07 03A 13 06B	
XA229	TQ2	E1 31A	ADZD10	00 =		ADDER SUM ZERO DCD - SE-06
XA229	TQ2	E1 33A	(66)	01	SPA048 ADZD1A 70 33A 68 32A	
XA230	TS8	B1 11B	ADZD2A	00 =		ADDER SUM ZERO DCD - 07-14
XA230	TS8	B1 14A	(23)	01	AD14CA AD10CA AD07CA AD13CA AD09CA AD08CA AD12CA AD11CA 26 14A 24 13A 22 12A 20 11A 18 10A 16 09A 19 09B 25 12B	
XA229	TQ2	E2 28A	ADZD20	00 =		ADDER SUM ZERO DCD - 07-14
XA229	TQ2	E2 30A	(60)	01	SPA048 ADZD2A 64 30A 62 29A	
XA230	TS8	C1 17B	ADZD3A	00 =		ADDER SUM ZERO DCD - 15-32
XA230	TS8	C1 20A	(35)	01	AD22CA AD18CA AD15CA AD21CA AD17CA AD16CA AD20CA AD19CA 42 20A 40 19A 38 18A 36 17A 34 16A 30 15A 31 15B 37 18B	
XA229	TQ2	E3 30B	ADZD30	00 =		ADDER SUM ZERO DCD - 15-32
XA229	TQ2	E3 28B	(57)	01	ADZD3A SPA048 53 28B 55 29B	

DRAWING NUMBER 149012-860

TM 11-5895-856-34-6/EE640-CA-MMI-060/E154 CPU/TO 31W2-2T-122-6

UNIT ASSEMBLY NO. 149012 REV. E INDEX AD00T0

UNIT ASSEMBLY NAME CARD CAGE ASSY, CPU L.H.

LOGIC

FILE IDENT T39B2CP1 DATE 09-03-82 PAGE

49

CONNECTOR	CIRCUIT GROUP	TEST POINTS AND/OR	EQUATION	TEST	DESIGNATOR	FACTOR	COMMENT
XA225	TQ2	A4 07B	AD00T0	00	=		AD 00 EXCL. OR UNLOAD - 0
XA225	TQ2	A4 05B	(15)	01		SPA039 AD00TA 11 05B 13 06B	
XA220	TAD	A4 04A	AD0184	00	=		ADDER SM30 SUM - 01
XA220	TAD	A4 07A	(04)	01		ADGR4A DNM DNM 10 07A 08 06A 06 05A	
XA220	TAD	A5 03B	AD0185	00	=		ADDER SM30 PROP. - 01
XA220	TAD	A5 02A	(05)	01		AC018Q A8010B AD0286 03 02A 07 03A 09 04B	
XA220	TAD	A6 02B	AD0186	00	=		ADDER SM30 GEN. - 01
XA220	TAD	A6 05B	(01)	01		AD0383 AD0285 SPA035 11 05B 13 06B 15 07B	
XA229	TQ2	A3 04B	AD01CA	00	=		ADDER SUM 01 - A
XA229	TQ2	A3 02A	(09)	01		AD0184 SPA047 03 02A 07 03A	
XA224	TQ2	A4 07B	AD01GA	00	=		BIT 01 GENERATE - A
XA224	TQ2	A4 05B	(15)	01		SPA037 AD0186 11 05B 13 06B	
XA225	TQ2	B2 09A	AD01LO	00	=		BIT 01 - 02 GENERATE - 0
XA225	TQ2	B2 11A	(14)	01		AD01GA AD01MA 20 11A 18 10A	
XA223	TQ2	A3 04B	AD01MA	00	=		BIT 01 - 02 GENERATE - A
XA223	TQ2	A3 02A	(09)	01		AD0286 AD0185 03 02A 07 03A	
XA223	TQ2	A4 07B	AD01PA	00	=		BIT 01 - 02 PROPOGATE - A
XA223	TQ2	A4 05B	(15)	01		AD0185 AD0285 11 05B 13 06B	
XA225	TQ2	B3 10B	AD01PO	00	=		BIT 01 - 02 PROPOGATE - 0
XA225	TQ2	B3 08B	(21)	01		AD01PA SPA040 17 08B 19 09B	
XA223	TQ2	A2 02B	AD01TA	00	=		AD 01 EXCL. OR UNLOAD - A
XA223	TQ2	A2 04A	(01)	01		SPA037 AD0185 04 04A 05 03B	
XA225	TQ2	B4 13B	AD01T0	00	=		AD 01 EXCL. OR UNLOAD - 0
XA225	TQ2	B4 11B	(27)	01		AD01TA SPA040 23 11B 25 12B	

DRAWING NUMBER 149012-860

LOGIC

UNIT ASSEMBLY NAME CARD CAGE ASSY, CPU L.H.

FILE IDENT T39B2CP1

DATE 09-03-82 PAGE

50

CONNECTOR	CIRCUIT TYPE	GROUP	TEST POINTS AND/OR	EQUATION	TEST	DESIGNATOR	FACTOR	COMMENT
KA221	TAD	C4	17A	AD0284	00	=		ADDER SM3D SUM - 02
KA221	TAD	C4	20A	(36)	01		SPA035 DNW DNW 42 20A 40 19A 38 18A	
KA221	TAD	C5	16A	AD0285	00	=		ADDER SM3D PROP. - 02
KA221	TAD	C5	14B	(34)	01		AC028Q AB020B AD03B3 29 14B 31 15B 33 16B	
KA221	TAD	C6	15A	AD0286	00	=		ADDER SM3D GEN. - 02
KA221	TAD	C6	17B	(30)	01		SPA037 ADGR4A SPA036 35 17B 37 18B 39 19B	
KA229	TQ2	A4	07B	AD02CA	00	=		ADDER SUM 02 - A
KA229	TQ2	A4	05B	(15)	01		SPA047 AD0284 11 05B 13 06B	
KA224	TQ2	C1	18A	AD02TA	00	=		AD 02 EXCL. OR UNLOAD - A
KA224	TQ2	C1	20A	(38)	01		SPA038 AD0285 42 20A 40 19A	
KA225	TQ2	C1	18A	AD02T0	00	=		AD 02 EXCL. OR UNLOAD - 0
KA225	TQ2	C1	20A	(38)	01		SPA040 AD02TA 42 20A 40 19A	
KA218	TAD	D1	23A	AD03B1	00	=		BIT 03 SM20 SUM
KA218	TAD	D1	26A	(50)	01		AD08P0 AD03E8 AD03E7 56 26A 54 25A 52 24A	
KA218	TAD	D2	22A	AD03B2	00	=		ADDER SM2D PROP. - 03
KA218	TAD	D2	22B	(48)	01		AC038Q AB03DB AD04L3 41 22B 43 23B 45 24B	
KA218	TAD	D3	21A	AD03B3	00	=		ADDER SM2D CARRY - 03
KA218	TAD	D3	25B	(46)	01		AD08L3 AD04P0 AD12L3 47 25B 49 26B 51 27B	
KA228	TQ2	A1	05A	AD03CA	00	=		ADDER SUM 03 - A
KA228	TQ2	A1	07A	(06)	01		AD03B1 SPA045 10 07A 08 06A	
KA220	TAD	F7	35A	AD03E7	00	=		ADDER SM4D CARRY DCDR - 03
KA220	TAD	F7	39B	(69)	01		AD12P0 AD24L3 AD20P0 AD24P0 AD28B3 79 39B 77 38B 75 37B 73 36B 71 36A	
KA220	TAD	F8	37A	AD03E8	00	=		ADDER SM4D CARRY DCDR - 03
KA220	TAD	F8	34A	(76)	01		AD16P0 AD08P0 AD20L3 AD16L3 AD04P0 72 34A 65 34B 74 35B 78 38A 80 39A	

DRAWING NUMBER 149012-860

LOGIC

UNIT ASSEMBLY NAME CARD CAGE ASSY, CPU L.H.

FILE IDENT T39B2CP1

DATE 09-03-82

PAGE

51

CONNECTOR	TEST POINT GROUP	TEST POINTS AND/OR	EQUATION	TEST POINT	DESIGNATOR	FACTOR	COMMENT
KA224	TQ2	C2 15A	AD03GA	00	=		RIT 03 GENERATE - A
KA224	TQ2	C2 17A	(30)	01		AC03BQ AB03DB 36 17A 34 16A	
KA225	TQ2	C2 15A	AD03G0	00	=		RIT 03 GENERATE - 0
KA225	TQ2	C2 17A	(30)	01		SPA040 AD03GA 36 17A 34 16A	
KA220	TAD	B4 11A	AD04B4	00	=		ADDER SM30 SUM - 04
KA220	TAD	B4 14A	(20)	01		AD06B5 DNM DNM 26 14A 24 13A 22 12A	
KA220	TAD	B5 10A	AD04B5	00	=		ADDER SM30 PROP. - 04
KA220	TAD	B5 08B	(18)	01		AC04BQ AB04DB AD05B6 17 08B 19 09B 21 10B	
KA220	TAD	B6 09A	AD04B6	00	=		ADDER SM30 GEN. - 04
KA220	TAD	B6 11B	(14)	01		AD06B6 AD05B5 AD07B3 23 11B 25 12B 27 13B	
KA228	TQ2	A2 02B	AD04CA	00	=		ADDER SUM 04 - A
KA228	TQ2	A2 04A	(01)	01		AD04B4 SPA045 04 04A 05 03B	
KA221	TAD	D1 23A	AD04L1	00	=		ADDER SM20 DUMMY-0
KA221	TAD	D1 26A	(50)	01		AD06B5 DNM DNM 56 26A 54 25A 52 24A	
KA221	TAD	D2 22A	AD04L2	00	=		ADDER SM20 PROP. - 04
KA221	TAD	D2 22B	(48)	01		AC04BQ AB04DB AD05B6 41 22B 43 23B 45 24B	
KA221	TAD	D3 21A	AD04L3	00	=		ADDER SM20 GEN. - 04-07
KA221	TAD	D3 25B	(46)	01		AD06B6 AD05B5 AD07G0 47 25B 49 26B 51 27B	
KA227	TD4	B1 11B	AD04PA	00	=		RIT 04-07 PROBOGATE - A
KA227	TD4	B1 14A	(23)	01		AD07B2 AD04L2 AD06B5 AD05B5 26 14A 24 13A 22 12A 25 12B	
KA225	TQ2	C3 16B	AD04P0	00	=		RIT 04-07 PROBOGATE - 0
KA225	TQ2	C3 14B	(33)	01		AD04PA SPA040 29 14B 31 15B	
KA219	TAD	A4 04A	AD05B4	00	=		ADDER SM30 SUM - 05
KA219	TAD	A4 07A	(04)	01		AD04A4 DNM DNM 10 07A 08 06A 06 05A	

DRAWING NUMBER 149012-860

LOGIC

UNIT ASSEMBLY NAME CARD CAGE ASSY, CPU L.H.

FILE IDENT T39B2CP1

DATE 09-03-82 PAGE

52

CONNECTOR	CIRCUIT TYPE	GROUP	TEST POINTS AND/OR	EQUATION	TERM	DESIGNATION	FACTOR	COMMENT
KA219	TAD	A5	03B	AD05B5	00	=		ADDER SM30 PROP. - 05
KA219	TAD	A5	02A	(05)	01		AC05BQ AB050B AD06B6 03 02A 07 03A 09 04B	
KA219	TAD	A6	02B	AD05B6	00	=		ADDER SM30 GEN. - 05
KA219	TAD	A6	05B	(01)	01		AD07B3 AD06B5 SPA035 11 05B 13 06B 15 07B	
KA228	TQ2	A3	04B	AD05CA	00	=		ADDER SUM 05 - A
KA228	TQ2	A3	02A	(09)	01		AD05B4 SPA045 03 02A 07 03A	
KA224	TQ2	C3	16B	AD05TA	00	=		AD 05 EXCL. OR UNLOAD - A
KA224	TQ2	C3	14B	(33)	01		AD05B5 SPA03B 29 14B 31 15B	
KA225	TQ2	C4	19B	AD05TO	00	=		AD 05 EXCL. OR UNLOAD - 0
KA225	TQ2	C4	17B	(39)	01		AD05TA SPA040 35 17B 37 18B	
KA218	TAD	A4	04A	AD06B4	00	=		ADDER SM30 SIM - 06
KA218	TAD	A4	07A	(04)	01		SPA034 DNW DNW 10 07A 08 06A 06 05A	
KA218	TAD	A5	03B	AD06B5	00	=		ADDER SM30 PROP. - 06
KA218	TAD	A5	02A	(05)	01		AC06BQ AB060B AD07B3 03 02A 07 03A 09 04B	
KA218	TAD	A6	02B	AD06B6	00	=		ADDER SM30 GEN. - 06
KA218	TAD	A6	05B	(01)	01		SPA034 ADGR4A SPA033 11 05B 13 06B 15 07B	
KA228	TQ2	A4	07B	AD06CA	00	=		ADDER SUM 06 - A
KA228	TQ2	A4	05B	(15)	01		AD06B4 SPA045 11 05B 13 06B	
KA224	TQ2	C4	19B	AD06TA	00	=		AD 06 EXCL. OR UNLOAD - A
KA224	TQ2	C4	17B	(39)	01		SPA03B AD06B5 35 17B 37 18B	
KA225	TQ2	D1	24A	AD06TO	00	=		AD 06 EXCL. OR UNLOAD - 0
KA225	TQ2	D1	26A	(52)	01		SPA043 AD06TA 56 26A 54 25A	
KA217	TAD	D1	23A	AD07B1	00	=		ADDER SM20 SIM - 07
KA217	TAD	D1	26A	(50)	01		AD12P0 AD07E8 AD07E7 56 26A 54 25A 52 24A	

DRAWING NUMBER 149012-860

UNIT ASSEMBLY NO. 149012 REV. E INDEX AD07B2

LOGIC

UNIT ASSEMBLY NAME CARD CAGE ASSY, CPU L.H.

FILE IDENT T39B2CP1 DATE 09-03-82 PAGE

53

CONNECTOR	CIRCUIT TYPE	GROUP	TEST POINTS AND OR	EQUATION	TERM	RELATION	FACTOR	COMMENT
XA217	TAD	D2	22A	AD07B2	00	=		ADDER SM20 PROP. - 07
XA217	YAD	D2	22B	(48)	01		AC07BQ AB07DB AD08L3 41 22B 43 23B 45 24B	
XA217	TAD	D3	21A	AD07B3	00	=		ADDER SM20 CARRY - 07
XA217	YAD	D3	25B	(46)	01		AD12L3 AD08P0 AD16L3 47 25B 49 26B 51 27B	
XA229	TQ2	B1	12A	AD07CA	00	=		ADDER SUM 07 - A
XA229	TQ2	B1	14A	(22)	01		SPA047 AD07B1 26 14A 24 13A	
XA219	TAD	F7	35A	AD07E7	00	=		ADDER SM40 CARRY DCDR - 07
XA219	YAD	F7	39B	(69)	01		AD08P0 AD28B3 AD24P0 ADGR4A SPA035 79 39B 77 38B 75 37B 73 36B 71 36A	
XA219	TAD	F8	37A	AD07E8	00	=		ADDER SM40 CARRY DCDR - 07
XA219	YAD	F8	34A	(76)	01		AD20P0 AD12P0 AD24L3 AD20L3 AD16P0 72 34A 65 34B 74 35B 78 38A 80 39A	
XA223	TQ2	C1	18A	AD07GA	00	=		BIT 07 GENERATE - A
XA223	TQ2	C1	20A	(38)	01		AC07BQ AB07DB 42 20A 40 19A	
XA225	TQ2	D2	21A	AD07G0	00	=		BIT 07 GENERATE - 0
XA225	TQ2	D2	23A	(46)	01		SPA040 AD07GA 50 23A 48 22A	
XA220	TAD	C4	17A	AD08B4	00	=		ADDER SM20 SUM - 01
XA220	YAD	C4	20A	(36)	01		AD10B5 DNM DNM 42 20A 40 19A 38 18A	
XA220	TAD	C5	16A	AD08B5	00	=		ADDER SM30 PROP. - 08
XA220	YAD	C5	14B	(34)	01		AC08BQ AB08DB AD09B6 29 14B 31 15B 33 16B	
XA220	TAD	C6	15A	AD08B6	00	=		ADDER SM30 GEN. - 08
XA220	YAD	C6	17B	(30)	01		AD10B6 AD09B5 AD11B3 35 17B 37 18B 39 19B	
XA229	TQ2	B2	09A	AD08CA	00	=		ADDER SUM 08 - A
XA229	TQ2	B2	11A	(14)	01		AD08B4 SPA047 20 11A 18 10A	
XA221	TAD	E1	30A	AD08L1	00	=		ADDER SM20 DUMMY-0
XA221	YAD	E1	33A	(64)	01		AD10B5 DNM DNM 70 33A 68 32A 66 31A	

DRAWING NUMBER 149012-860

LOGIC

UNIT ASSEMBLY NAME CARD CAGE ASSY, CPU L.H.

FILE IDENT T39B2CP1

DATE 09-03-82 PAGE

CONNECTOR	CIRCUIT TYPE	GROUP	TEST POINTS AND/OR	EQUATION	TEST	DESIGNATION	FACTOR	COMMENT
KA221	TAD	E2	29A	AD08L2	00	=		ADDER SM2D PROP. - 08
KA221	TAD	E2	28B	(62)	01		AC0880 AB0808 AD0986 53 288 55 298 57 308	
KA221	TAD	E3	28A	AD08L3	00	=		ADDER SM2D GEN. - 08-11
KA221	TAD	E3	31B	(60)	01		AD1086 AD0985 AD1160 59 318 61 328 63 338	
KA227	TD4	B2	10B	AD08PA	00	=		BIT 08-11 PROPOGATE - A
KA227	TD4	B2	11A	(21)	01		AD08L2 AD1182 AD0985 AD1085 20 11A 18 10A 14 09A 19 09B	
KA225	TQ2	D3	24B	AD08P0	00	=		BIT 08-11 PROPOGATE - 0
KA225	TQ2	D3	22B	(45)	01		AD08PA SPA040 41 228 43 238	
KA219	TAD	B4	11A	AD09B4	00	=		ADDER SM3D SUM - 09
KA219	TAD	B4	14A	(20)	01		AD083A DNW DNW 26 14A 24 13A 22 12A	
KA219	TAD	B5	10A	AD09B5	00	=		ADDER SM3D PROP. - 09
KA219	TAD	B5	08B	(18)	01		AC0980 AB0908 AD1086 17 088 19 098 21 108	
KA219	TAD	B6	09A	AD09B6	00	=		ADDER SM3D GEN. - 09
KA219	TAD	B6	11B	(14)	01		AD1183 AD1085 SPA035 23 118 25 128 27 138	
KA229	TQ2	B3	10B	AD09CA	00	=		ADDER SUM 09 - A
KA229	TQ2	B3	08B	(21)	01		SPA047 AD0984 17 088 19 098	
KA223	TQ2	C2	15A	AD09TA	00	=		AD 09 EXCL. OR UNLOAD - A
KA223	TQ2	C2	17A	(30)	01		SPA036 AD0985 36 17A 34 16A	
KA225	TQ2	D4	27B	AD09T0	00	=		AD 09 EXCL. OR UNLOAD - 0
KA225	TQ2	D4	25B	(51)	01		AD09TA SPA040 47 258 49 268	
KA218	TAD	B4	11A	AD1084	00	=		ADDER SM3D SUM - 10
KA218	TAD	B4	14A	(20)	01		SPA034 DNW DNW 26 14A 24 13A 22 12A	
KA218	TAD	B5	10A	AD1085	00	=		ADDER SM3D PROP. - 10
KA218	TAD	B5	08B	(18)	01		AC1080 AB1008 AD1183 17 088 19 098 21 108	

DRAWING NUMBER 149012-860

UNIT ASSEMBLY NO. 149012

REV. E

INDEX

AD10B6

UNIT ASSEMBLY NAME CARD CAGE ASSY, CPU L.H.

LOGIC

FILE IDENT T39B2CP1

DATE 09-03-82

PAGE

55

CONNECTOR	TEST POINT GROUP	TEST POINTS AND/OR	EQUATION	TEST POINT GROUP	OPERATOR	FACTOR	COMMENT
XA218	TAD B6	09A	AD10B6	00	=		ADDER SM30 GEN. - 10
XA218	TAD B6	11B	(14)	01		SPA034 ADGR3A SPA035 23 11B 25 12B 27 13B	
XA229	TQ2 B4	13B	AD10CA	00	=		ADDER SUM 10 = A
XA229	TQ2 B4	11B	(27)	01		SPA047 AD10B4 23 11B 25 12B	
XA223	TQ2 C3	16B	AD10TA	00	=		AD 10 EXCL. OR UNLOAD = A
XA223	TQ2 C3	14B	(33)	01		SPA036 AD10B5 29 14B 31 15B	
XA225	TQ2 E1	31A	AD10T0	00	=		AD 10 EXCL. OR UNLOAD = 0
XA225	TQ2 E1	33A	(66)	01		SPA043 AD10TA 70 33A 68 32A	
XA217	TAD E1	30A	AD11B1	00	=		ADDER SM20 SUM = 11
XA217	TAD E1	33A	(64)	01		AD16P0 AD11E8 AD11E7 70 33A 68 32A 66 31A	
XA217	TAD E2	29A	AD11B2	00	=		ADDER SM20 PROP. = 11
XA217	TAD E2	28B	(62)	01		AC11B0 AB11D8 AD12L3 53 28B 55 29B 57 30B	
XA217	TAD E3	28A	AD11B3	00	=		ADDER SM20 CARRY = 11
XA217	TAD E3	31B	(60)	01		AD16L3 AD12P0 AD20L3 59 31B 61 32B 63 33B	
XA228	TQ2 B1	12A	AD11CA	00	=		ADDER SUM 11 = A
XA228	TQ2 B1	14A	(22)	01		AD11B1 SPA045 26 14A 24 13A	
XA215	TAD F7	35A	AD11E7	00	=		ADDER SM40 CARRY DCDR = 11
XA215	TAD F7	39B	(69)	01		AD12P0 SPA034 ADGR3A SPA033 SPA031 79 39B 77 38B 75 37B 73 36B 71 36A	
XA215	TAD F8	37A	AD11E8	00	=		ADDER SM40 CARRY DCDR = 11
XA215	TAD F8	34A	(76)	01		AD24P0 AD16P0 AD28B3 AD24L3 AD20P0 72 34A 65 34B 74 35B 78 38A 80 39A	
XA223	TQ2 C4	19B	AD11GA	00	=		BIT 11 GENERATE = A
XA223	TQ2 C4	17B	(39)	01		AC11B0 AB11D8 35 17B 37 18B	
XA225	TQ2 E2	28A	AD11G0	00	=		BIT 11 GENERATE = 0
XA225	TQ2 E2	30A	(60)	01		SPA043 AD11GA 64 30A 62 29A	

DRAWING NUMBER 149012-860

UNIT ASSEMBLY NO. 149012

REV. E

INDEX

AD12B4

UNIT ASSEMBLY NAME CARD CAGE ASSY, CPU L.H.

LOGIC

FILE IDENT T39B2CP1

DATE 09-03-82

PAGE

56

CONNECTOR	CIRCUIT TYPE	GROUP	TEST POINTS AND/OR	EQUATION	TERMS	DESIGNATOR	FACTOR	COMMENT
KA219	TAD	C4	17A	AD12B4	00	=		ADDER SM30 SUM - 12
KA219	TAD	C4	20A	(36)	01		AD1485 DNW DNW 42 20A 40 19A 38 18A	
KA219	TAD	C5	16A	AD12B5	00	=		ADDER SM30 PROP. - 12
KA219	TAD	C5	14B	(34)	01		AC12B0 AB1208 AD1386 29 14B 31 15B 33 16B	
KA219	TAD	C6	15A	AD12B6	00	=		ADDER SM30 GEN. - 12
KA219	TAD	C6	17B	(30)	01		AD1486 AD1385 AD1583 35 17B 37 18B 39 19B	
KA228	TQ2	B2	09A	AD12CA	00	=		ADDER SUM 12 - A
KA228	TQ2	B2	11A	(14)	01		AD12B4 SPA045 20 11A 18 10A	
KA220	TAD	D1	23A	AD12L1	00	=		ADDER SM20 DUMMY-1
KA220	TAD	D1	26A	(50)	01		AD1485 DNW DNW 56 26A 54 25A 52 24A	
KA220	TAD	D2	22A	AD12L2	00	=		ADDER SM20 PROP. - 12
KA220	TAD	D2	22B	(48)	01		AC12B0 AB1208 AD1386 41 22B 43 23B 45 24B	
KA220	TAD	D3	21A	AD12L3	00	=		ADDER SM20 GEN. - 12-15
KA220	TAD	D3	25B	(46)	01		AD1486 AD1385 AD15G0 47 25B 49 26B 51 27B	
KA227	TD4	C1	17B	AD12PA	00	=		BIT 12-15 PROPOGATE - A
KA227	TD4	C1	20A	(35)	01		AD1582 AD1485 AD1385 AD12L2 42 20A 40 19A 38 18A 37 18B	
KA225	TQ2	E3	30B	AD12P0	00	=		BIT 12-15 PROPOGATE - 0
KA225	TQ2	E3	28B	(57)	01		AD12PA SPA040 53 28B 55 29B	
KA218	TAD	C4	17A	AD1384	00	=		ADDER SM30 SUM - 13
KA218	TAD	C4	20A	(36)	01		ADGR3A DNW DNW 42 20A 40 19A 38 18A	
KA218	TAD	C5	16A	AD1385	00	=		ADDER SM30 PROP. - 13
KA218	TAD	C5	14B	(34)	01		AC1380 AB1308 AD1486 29 14B 31 15B 33 16B	
KA218	TAD	C6	15A	AD1386	00	=		ADDER SM30 GEN. - 13
KA218	TAD	C6	17B	(30)	01		AD1583 AD1485 SPA034 35 17B 37 18B 39 19B	

DRAWING NUMBER 149012-860

UNIT ASSEMBLY NO. 149012

REV. E

INDEX AD13CA

UNIT ASSEMBLY NAME CARD CAGE ASSY, CPU L.H.

LOGIC

FILE IDENT T39B2CP1

DATE 09-03-82

PAGE 57

CONNECTOR	CIRCUIT TYPE	GROUP	TEST POINTS AND OR	EQUATION	TEST POINT	LOGIC	FACTOR	COMMENT
XA228	TQ2	B3	10B	AD13CA	00	=		ADDER SUM 13 - A
XA228	TQ2	B3	08B	(21)	01		SPA045 AD13B4 17 08B 19 09B	
XA224	TQ2	E1	31A	AD13TA	00	=		AD 13 EXCL. OR UNLOAD - A
XA224	TQ2	E1	33A	(66)	01		SPA039 AD13B5 70 33A 68 32A	
XA225	TQ2	E4	33B	AD13TO	00	=		AD 13 EXCL. OR UNLOAD - 0
XA225	TQ2	E4	31B	(63)	01		SPA043 AD13TA 59 31B 61 32B	
XA217	TAD	C4	17A	AD14B4	00	=		ADDER SM30 SUM - 14
XA217	TAD	C4	20A	(36)	01		SPA034 DNW DNW 42 20A 40 19A 38 18A	
XA217	TAD	C5	16A	AD14B5	00	=		ADDER SM30 PROP. - 14
XA217	TAD	C5	14B	(34)	01		AC14BQ AB14DB AD15B3 29 14B 31 15B 33 16B	
XA217	TAD	C6	15A	AD14B6	00	=		ADDER SM30 GEN. - 14
XA217	TAD	C6	17B	(30)	01		SPA034 ADGR3A SPA033 35 17B 37 18B 39 19B	
XA228	TQ2	B4	13B	AD14CA	00	=		ADDER SUM 14 - A
XA228	TQ2	B4	11B	(27)	01		SPA045 AD14B4 23 11B 25 12B	
XA223	TQ2	E1	31A	AD14TA	00	=		AD 14 EXCL. OR UNLOAD - A
XA223	TQ2	E1	33A	(66)	01		SPA037 AD14B5 70 33A 68 32A	
XA225	TQ2	F1	37B	AD14TO	00	=		AD 14 EXCL. OR UNLOAD - 0
XA225	TQ2	F1	39B	(75)	01		SPA043 AD14TA 79 39B 77 38B	
XA220	TAD	E1	30A	AD15B1	00	=		ADDER SM20 SUM - 15
XA220	TAD	E1	33A	(64)	01		AD20P0 AD15E8 AD15E7 70 33A 69 32A 66 31A	
XA220	TAD	E2	29A	AD15B2	00	=		ADDER SM20 PROP. - 15
XA220	TAD	E2	28B	(62)	01		AC15BQ AB15DB AD16L3 53 28B 55 29B 57 30B	
XA220	TAD	E3	28A	AD15B3	00	=		ADDER SM20 CARRY - 15
XA220	TAD	E3	31B	(60)	01		AD20L3 AD16Q0 AD24L3 59 31B 61 32B 63 33B	

DRAWING NUMBER 149012-860

UNIT ASSEMBLY NO. 149012

REV. E

INDEX AD15CA

UNIT ASSEMBLY NAME CARD CAGE ASSY, CPU L.H.

LOGIC

FILE IDENT T39B2CP1

DATE 09-03-82

PAGE 58

CONNECTOR	POINT	GROUP	TEST POINTS AND/OR	EQUATION	TERMS	DESIGN FACTOR	FACTOR	COMMENT
KA229	TQ2	C1	18A	AD15CA	00 =			ADDER SUM 15 - A
KA229	TQ2	C1	20A	(38)	01		AD15B1 SPA048 42 20A 40 19A	
KA221	TAD	F7	35A	AD15E7	00 =			ADDER SM40 CARRY DCDR - 15
KA221	TAD	F7	39B	(69)	01		AD16Q0 SPA038 SPA037 SPA036 SPA035 79 39B 77 39B 75 37B 73 36B 71 36A	
KA221	TAD	F8	37A	AD15E8	00 =			ADDER SM40 CARRY DCDR - 15
KA221	TAD	F8	34A	(76)	01		ADGR3A AD20P0 SPA035 AD28B3 AD24P0 72 34A 65 36B 74 35B 78 38A 80 39A	
KA224	TQ2	E2	28A	AD15GA	00 =			BIT 15 GENERATE - A
KA224	TQ2	E2	30A	(60)	01		AB15B8 AC15B0 64 30A 62 29A	ADDER AB INPUT - 15 - 0
KA225	TQ2	F2	34A	AD15G0	00 =			BIT 15 GENERATE - 0
KA225	TQ2	F2	36B	(72)	01		SPA043 AD15GA 73 36B 71 36A	
KA217	TAD	A4	04A	AD16B4	00 =			ADDER SM30 SUM - 16
KA217	TAD	A4	07A	(04)	01		AD18B5 DNW DNW 10 07A 08 06A 06 05A	
KA217	TAD	A5	03B	AD16B5	00 =			ADDER SM30 PROP. - 16
KA217	TAD	A5	02A	(05)	01		AC16B0 AB16D8 AD17B6 03 02A 07 03A 09 04B	
KA217	TAD	A6	02B	AD16B6	00 =			ADDER SM30 GEN. - 16
KA217	TAD	A6	05B	(01)	01		AD18B6 AD17B5 AD19B3 11 05B 13 06B 15 07B	
KA229	TQ2	C2	15A	AD16CA	00 =			ADDER SUM 16 - A
KA229	TQ2	C2	17A	(30)	01		AD16B4 SPA047 36 17A 34 16A	
KA215	TAD	E1	30A	AD16L1	00 =			ADDER SM20 DUMMY-1
KA215	TAD	E1	33A	(64)	01		AD18B5 DNW DNW 70 33A 68 32A 66 31A	
KA215	TAD	E2	29A	AD16L2	00 =			ADDER SM20 PROP. - 16
KA215	TAD	E2	28B	(62)	01		AC16B0 AB16D8 AD17B6 53 28B 55 29B 57 30B	
KA215	TAD	E3	28A	AD16L3	00 =			ADDER SM20 GEN. - 16-19
KA215	TAD	E3	31B	(60)	01		AD18B6 AD17B5 AD19G0 59 31B 61 32B 63 33B	

DRAWING NUMBER 149012-860

UNIT ASSEMBLY NO. 149012

REV. E

INDEX

AD16PA

UNIT ASSEMBLY NAME CARD CAGE ASSY, CPU L.H.

LOGIC

FILE IDENT T39B2CP1

DATE 09-03-82

PAGE

59

CONNECTOR	TEST POINT	GROUP	TEST POINTS AND/OR	EQUATION	TEST	DESIG.	FACTOR	COMMENT
XA227	TD4	C2	16B	AD16PA	00	=		RIT 16-19 PROBOGATE - A
XA227	TD4	C2	17A	(33)	01		AD1982 AD1785 AD1885 AD16L2 36 17A 34 16A 30 15A 31 15B	
XA225	TQ2	F3	35A	AD16P0	00	=		RIT 16-19 PROBOGATE - 0
XA225	TQ2	F3	34B	(69)	01		AD16PA SPA043 65 34B 74 35B	
XA225	TQ2	F4	39A	AD16Q0	00	=		RIT 16-19 PROBOGATE UNLD-0
XA225	TQ2	F4	37A	(80)	01		AD16PA SPA043 76 37A 78 38A	
XA216	ADD	A4	04A	AD17B4	00	=		ADDER SM30 SUM - 17
XA216	ADD	A4	07A	(04)	01		ADGR2A DNW DNW 10 07A 08 06	
XA216	ADD	A5	03B	AD17B5	00	=		ADDER SM30 PROP. - 17
XA216	ADD	A5	02A	(05)	01		AC17BQ AB17DB AD1886 03 02A 07 03A 09 04B	
XA216	ADD	A6	02B	AD17B6	00	=		ADDER SM30 GEN. - 17
XA216	ADD	A6	05B	(01)	01		AD1983 AD1885 SPA033 11 05B 13 06B 15 07B	
XA229	TQ2	C3	16B	AD17CA	00	=		ADDER SUM 17 - A
XA229	TQ2	C3	14B	(33)	01		SPA047 AD17B4 29 14B 31 15B	
XA223	TQ2	B1	12A	AD17TA	00	=		AD 17 EXCL. OR UNLOAD - A
XA223	TQ2	B1	14A	(22)	01		SPA036 AD17B5 26 14A 24 13A	
XA224	TQ2	B1	12A	AD17T0	00	=		AD 17 EXCL. OR UNLOAD - 0
XA224	TQ2	B1	14A	(22)	01		SPA038 AD17TA 26 14A 24 13A	
XA214	ADD	A4	04A	AD18B4	00	=		ADDER SM30 SUM - 18
XA214	ADD	A4	07A	(04)	01		SPA030 DNW DNW 10 07A 08 06	
XA214	ADD	A5	03B	AD18B5	00	=		ADDER SM30 PROP. - 18
XA214	ADD	A5	02A	(05)	01		AC18BQ AB18DB AD1983 03 02A 07 03A 09 04B	
XA214	ADD	A6	02B	AD18B6	00	=		ADDER SM30 GEN. - 18
XA214	ADD	A6	05B	(01)	01		SPA031 ADGR2A SPA032 11 05B 13 06B 15 07B	

DRAWING NUMBER 149012-860

UNIT ASSEMBLY NO. 149012

REV. E

INDEX AD18CA

UNIT ASSEMBLY NAME CARD CAGE ASSY, CPU L.H.

LOGIC

FILE IDENT T39B2CP1

DATE 09-03-82

PAGE 60

CONNECTOR	CIRCUIT TYPE	GROUP	TEST POINTS AND OR	EQUATION	TERM	LOGIC	FACTOR	COMMENT
KA229	TQ2	C4	19B	AD18CA	00	=		
KA229	TQ2	C4	17B	(39)	01		SPA048 AD1884 35 17B 37 18B	ADDER SUM 18 - A
KA223	TQ2	B2	09A	AD18TA	00	=		
KA223	TQ2	B2	11A	(14)	01		AD1885 SPA036 20 11A 18 10A	AD 18 EXCL. OR UNLOAD - A
KA224	TQ2	B2	09A	AD18TO	00	=		
KA224	TQ2	B2	11A	(14)	01		SPA038 AD18TA 20 11A 18 10A	AD 18 EXCL. OR UNLOAD - 0
KA215	TAD	D1	23A	AD19B1	00	=		
KA215	TAD	D1	26A	(50)	01		AD24P0 DNM AD19E7 56 26A 54 25A 52 24A	ADDER SM20 SUM - 19
KA215	TAD	D2	22A	AD19B2	00	=		
KA215	TAD	D2	22B	(48)	01		AC1980 AB190B AD20L3 41 22B 43 23B 45 24B	ADDER SM20 PROP. - 19
KA215	TAD	D3	21A	AD19B3	00	=		
KA215	TAD	D3	25B	(46)	01		AD24L3 AD20P0 AD28B3 47 25B 49 26B 51 27B	ADDER SM20 CARRY - 19
KA228	TQ2	C1	18A	AD19CA	00	=		
KA228	TQ2	C1	20A	(38)	01		AD19B1 SPA046 42 20A 40 19A	ADDER SUM 19 - A
KA214	ADD			AD19E7	00	=		
KA214	ADD			(69)	01		AKYCEQ AQ248P AQ258P AQ268P AQ278P 79 77 75 73 71	UNUSED OUTPUT DUMMY XPNDR
KA214	ADD			AD19E8	00	=		
KA214	ADD			(76)	01		SPO AQ288P AQ298P AQ308P AKDV8P AKYNEQ 72 65 74 78 80	UNUSED OUTPUT DUMMY XPNDR
KA223	TQ2	B3	10B	AD19GA	00	=		
KA223	TQ2	B3	08B	(21)	01		AB190B AC198Q 17 08B 19 09B	BIT 19 GENERATE - A ADDER AB INPUT - 19 - 0
KA224	TQ2	B3	10B	AD19G0	00	=		
KA224	TQ2	B3	08B	(21)	01		SPA037 AD19CA 17 08B 19 09B	BIT 19 GENERATE - 0
KA217	TAD	B4	11A	AD20B4	00	=		
KA217	TAD	B4	14A	(20)	01		AD22B5 DNM DNM 26 14A 24 13A 22 12A	ADDER SM30 SUM - 20

DRAWING NUMBER 149012-860

UNIT ASSEMBLY NO. 149012

REV. E

INDEX

AD20B5

UNIT ASSEMBLY NAME CARD CAGE ASSY, CPU L.H.

LOGIC

FILE IDENT T39B2CP1

DATE 09-03-82

PAGE

61

CONNECTOR	LOGIC	S GOOD	TEST POINTS AND/OR	EQUATION	TEST	DESIG. NAME	FACTOR	COMMENT
XA217	TAD	B5	10A	AD20B5	00 =			ADDER SM30 PROP. - 20
XA217	TAD	B5	08B	(18)	01		AC208Q AB200B AD2186 17 08B 19 09B 21 10B	
XA217	TAD	B6	09A	AD20B6	00 =			ADDER SM30 GEN. - 20
XA217	TAD	B6	11B	(14)	01		AD2286 AD2185 AD2383 23 11B 25 12B 27 13B	
XA228	TQ2	C2	15A	AD20CA	00 =			ADDER SUM 20 - A
XA228	TQ2	C2	17A	(30)	01		AD2084 SPA046 36 17A 34 16A	
XA214	ADD	D1	23A	AD20L1	00 =			ADDER SM20 DUMMY-2
XA214	ADD	D1	26A	(50)	01		AD2285 DNM DNM 56 26A 54 52	
XA214	ADD	D2	22A	AD20L2	00 =			ADDER SM20 PROP. - 20
XA214	ADD	D2	22B	(48)	01		AC208Q AB200B AD2186 41 22B 43 23B 45 24B	
XA214	ADD	D3	21A	AD20L3	00 =			ADDER SM20 GEN. - 20-23
XA214	ADD	D3	25B	(46)	01		AD2286 AD2185 AD2380 47 25B 49 26B 51 27B	
XA227	TD4	D1	25B	AD20PA	00 =			BIT 20-23 PROPOGATE - A
XA227	TD4	D1	26A	(47)	01		AD2382 AD2185 AD2285 AD20L2 56 26A 54 25A 52 24A 49 26B	
XA224	TQ2	B4	13B	AD20PO	00 =			BIT 20-23 PROPOGATE - 0
XA224	TQ2	B4	11B	(27)	01		SPA038 AD20PA 23 11B 25 12B	
XA216	ADD	B4	11A	AD2184	00 =			ADDER SM30 SIM - 21
XA216	ADD	B4	14A	(20)	01		ADGR2A DNM DNM 26 14A 24 22	
XA216	ADD	B5	10A	AD2185	00 =			ADDER SM30 PROP. - 21
XA216	ADD	B5	08B	(18)	01		AC218Q AB210B AD2286 17 08B 19 09B 21 10B	
XA216	ADD	B6	09A	AD2186	00 =			ADDER SM30 GEN. - 21
XA216	ADD	B6	11B	(14)	01		AD2383 AD2285 SPA033 23 11B 25 12B 27 13B	
XA228	TQ2	C3	16B	AD21CA	00 =			ADDER SUM 21 - A
XA228	TQ2	C3	14B	(33)	01		SPA046 AD2184 29 14B 31 15B	

DRAWING NUMBER 149012-860

UNIT ASSEMBLY NO. 149012

REV. E

INDEX

AD21TA

UNIT ASSEMBLY NAME CARD CAGE ASSY, CPU L.H.

LOGIC

FILE IDENT T39B2CP1

DATE 09-03-82

PAGE

62

CONNECTOR	CIRCUIT POINT	GROUP	TEST POINTS		EQUATION	TEST	DESIG. FACTOR	FACTOR	COMMENT
			AND	OR					
KA223	TQ2	D1	24A		AD21TA	00	=		AD 21 EXCL. OR UNLOAD - A
KA223	TQ2	D1	26A		(52)	01		SPA037 AD21B5 56 26A 54 25A	
KA224	TQ2	D1	24A		AD21T0	00	=		AD 21 EXCL. OR UNLOAD - 0
KA224	TQ2	D1	26A		(52)	01		SPA039 AD21TA 56 26A 54 25A	
KA215	TAD	B4	11A		AD22B4	00	=		ADDER SM30 SUM - 22
KA215	TAD	B4	14A		(20)	01		SPA031 DNW DNW 26 14A 24 13A 22 12A	
KA215	TAD	B5	10A		AD22B5	00	=		ADDER SM30 PROP. - 22
KA215	TAD	B5	08B		(18)	01		AC22B0 AB22B8 AD23B3 17 08B 19 09B 21 10B	
KA215	TAD	B6	09A		AD22B6	00	=		ADDER SM30 GEN. - 22
KA215	TAD	B6	11B		(14)	01		SPA031 ADGR2A SPA032 23 11B 25 12B 27 13B	
KA228	TQ2	C4	19B		AD22CA	00	=		ADDER SUM 22 - A
KA228	TQ2	C4	17B		(39)	01		SPA046 AD22B4 35 17B 37 18B	
KA223	TQ2	D2	21A		AD22TA	00	=		AD 22 EXCL. OR UNLOAD - A
KA223	TQ2	D2	23A		(46)	01		AD22B5 SPA036 50 23A 48 22A	
KA224	TQ2	D2	21A		AD22T0	00	=		AD 22 EXCL. OR UNLOAD - 0
KA224	TQ2	D2	23A		(46)	01		SPA038 AD22TA 50 23A 48 22A	
KA214	ADD	E1	30A		AD23B1	00	=		ADDER SM20 SUM - 23
KA214	ADD	E1	33A		(64)	01		ADGR2A AD23E8 AD23E7 70 33A 68 66	
KA214	ADD	E2	29A		AD23B2	00	=		ADDER SM20 PROP. - 23
KA214	ADD	E2	28B		(62)	01		AC23B0 AB23B8 AD24L3 53 28B 55 29B 57 30B	
KA214	ADD	E3	28A		AD23B3	00	=		ADDER SM20 CARRY - 23
KA214	ADD	E3	31B		(60)	01		AD28B3 AD24P0 SPA032 59 31B 61 32B 63 33B	
KA229	TQ2	D1	24A		AD23CA	00	=		ADDER SUM 23 - A
KA229	TQ2	D1	26A		(52)	01		AD23B1 SPA048 56 26A 54 25A	

DRAWING NUMBER 149012-860

UNIT ASSEMBLY NO. 149012

REV. E

INDEX

AD23E7

UNIT ASSEMBLY NAME CARD CAGE ASSY, CPU L.H.

LOGIC

FILE IDENT T39B2CP1

DATE 09-03-82

PAGE

63

CONNECTOR	TEST POINT	GROUP	TEST POINTS AND/OR	EQUATION	TEST	DESIGNATOR	FACTOR	COMMENT
XA216	ADD			AD23E7	00	=		UNUSED OUTPUT DUMMY XPNDR
XA216	ADD			(69)	01		AKYCDQ 79 AKYCFQ 77 AKYNFQ 75 AKDTBP 73 AQ18BP 71	
XA216	ADD			AD23E8	00	=		UNUSED OUTPUT DUMMY XPNDR
XA216	ADD			(76)	01		AQ20BP 72 AQ21BP 65 AQ22BP 74 AQ23BP 78 AKYNDQ 80	
XA223	TQ2	D3	24B	AD23GA	00	=		BIT 23 GENERATE - A
XA223	TQ2	D3	22B	(45)	01		AC23BQ 41 AB23OB 22B 43 23B	
XA224	TQ2	D3	24B	AD23G0	00	=		BIT 23 GENERATE - 0
XA224	TQ2	D3	22B	(45)	01		SPA03B 41 AD23GA 22B 43 23B	
XA216	ADD	C4	17A	AD24B4	00	=		ADDER SM30 SUM - 24
XA216	ADD	C4	20A	(36)	01		AD26B5 42 DNW 20A 40 DNW 38	
XA216	ADD	C5	16A	AD24B5	00	=		ADDER SM30 PROP. - 24
XA216	ADD	C5	14B	(34)	01		AC24BQ 29 AB24DB 31 AD25B6 15B 33 16B	
XA216	ADD	C6	15A	AD24B6	00	=		ADDER SM30 GEN. - 24
XA216	ADD	C6	17B	(30)	01		AD26B6 35 AD25B5 17B 37 AD27B3 18B 39 19B	
XA229	TQ2	D2	21A	AD24CA	00	=		ADDER SUM 24 - A
XA229	TQ2	D2	23A	(46)	01		AD24B4 50 SPA04B 23A 48 22A	
XA216	ADD	D1	23A	AD24L1	00	=		ADDER SM20 DUMMY-2
XA216	ADD	D1	26A	(50)	01		AD26B5 56 DNW 26A 54 DNW 52	
XA216	ADD	D2	22A	AD24L2	00	=		ADDER SM 20 PROP. - 24
XA216	ADD	D2	22B	(48)	01		AC24BQ 41 AB24DB 22B 43 AD25B6 23B 45 24B	
XA216	ADD	D3	21A	AD24L3	00	=		ADDER SM20 GEN. - 24-27
XA216	ADD	D3	25B	(46)	01		AD26B6 47 AD25B5 25B 49 AD27G0 26B 51 27B	
XA227	TD4	D2	24B	AD24PA	00	=		BIT 24-27 PROPOGATE - A
XA227	TD4	D2	23A	(45)	01		AD27B2 50 AD26B5 23A 48 AD25B5 22A 46 21A 43 AD24L2 23B	

DRAWING NUMBER 149012-860 UNIT ASSEMBLY NO. 149012 REV. E INDEX AD24PO
 LOGIC
 UNIT ASSEMBLY NAME CARD CAGE ASSY, CPU L.H. FILE IDENT T39B2CP1 DATE 09-03-82 PAGE 64

CONNECTOR	CIRCUIT TYPE	GROUP	TEST POINTS AND/OR	EQUATION	TEST	DESIGNATOR	FACTOR	COMMENT
KA223	TQ2	B4	13B	AD24P0	00	=		BIT 24-27 PROPOGATE - 0
KA223	TQ2	B4	11B	(27)	01		SPA036 AD24PA 23 11B 25 12B	
KA215	TAD	C4	17A	AD25B4	00	=		ADDER SM3D SUM - 25
KA215	TAD	C4	20A	(36)	01		ADGR1A DNW DNW 42 20A 40 19A 38 18A	
KA215	TAD	C5	16A	AD25B5	00	=		ADDER SM3D PROP. - 25
KA215	TAD	C5	14B	(34)	01		AC25BQ AB25DB AD26B6 29 14B 31 15B 33 16B	
KA215	TAD	C6	15A	AD25B6	00	=		ADDER SM3D GEN. - 25
KA215	TAD	C6	17B	(30)	01		AD27B3 AD26B5 SPA032 35 17B 37 18B 39 19B	
KA229	TQ2	D3	24B	AD25CA	00	=		ADDER SUM 25 - A
KA229	TQ2	D3	22B	(45)	01		SPA048 AD25B4 41 22B 43 23B	
KA223	TQ2	D4	27B	AD25TA	00	=		AD 25 EXCL. OR UNLOAD - A
KA223	TQ2	D4	25B	(51)	01		AD25B5 SPA037 47 25B 49 26B	
KA224	TQ2	D4	27B	AD25T0	00	=		AD 25 EXCL. OR UNLOAD - 0
KA224	TQ2	D4	25B	(51)	01		SPA038 AD25TA 47 25B 49 26B	
KA214	ADD	C4	17A	AD26B4	00	=		ADDER SM3D SUM - 26
KA214	ADD	C4	20A	(36)	01		SPA031 DNW DNW 42 20A 40 38	
KA214	ADD	C5	16A	AD26B5	00	=		ADDER SM3D PROP. - 26
KA214	ADD	C5	14B	(34)	01		AC26BQ AB26DB AD27B3 29 14B 31 15B 33 16B	
KA214	ADD	C6	15A	AD26B6	00	=		ADDER SM3D GEN. - 26
KA214	ADD	C6	17B	(30)	01		SPA033 ADGR1A SPA032 35 17B 37 18B 39 19B	
KA229	TQ2	D4	27B	AD26CA	00	=		ADDER SUM 26 - A
KA229	TQ2	D4	25B	(51)	01		SPA048 AD26B4 47 25B 49 26B	
KA223	TQ2	E2	28A	AD26TA	00	=		AD 26 EXCL. OR UNLOAD - A
KA223	TQ2	E2	30A	(60)	01		SPA037 AD26B5 64 30A 62 29A	

DRAWING NUMBER 149012-860 UNIT ASSEMBLY NO. 149012 REV. E INDEX AD26TO
 UNIT ASSEMBLY NAME CARD CAGE ASSY, CPU L.H. LOGIC FILE IDENT T39B2CP1 DATE 09-03-82 PAGE 65

CONNECTOR	TEST POINT AND/OR	GROUP	EQUATION	TERM	ORIG. PART	FACTOR	COMMENT
XA224	TQ2	E3 30B	AD26T0	00 =			AD 26 EXCL. OR UNLOAD - 0
XA224	TQ2	E3 28B	(57)	01		AD26TA SPA039 53 28B 55 29B	
XA219	TAD	E1 30A	AD27B1	00 =			ADDER SM20 SUM - 27
XA219	TAD	E1 33A	(64)	01		SPA034 AD27E8 AD27E7 70 33A 68 32A 66 31A	
XA219	TAD	E2 29A	AD27B2	00 =			ADDER SM20 PROP. - 27
XA219	TAD	E2 28B	(62)	01		AC27BQ AB27DB AD28B3 53 28B 55 29B 57 30B	
XA219	TAD	E3 28A	AD27B3	00 =			ADDER SM20 CARRY - 27
XA219	TAD	E3 31B	(60)	01		SPA036 ADGR1A SPA035 59 31B 61 32B 63 33B	
XA228	TQ2	D1 24A	AD27CA	00 =			ADDER SUM 27 - A
XA228	TQ2	D1 26A	(52)	01		AD27B1 SPA046 56 26A 54 25A	
XA218	TAD	F7 35A	AD27E7	00 =			UNUSED OUTPUT DUMMY XPNDR
XA218	TAD	F7 39B	(69)	01		AKYCCQ AQ08BP AQ09BP AQ10BP AQ11BP 79 39B 77 38B 75 37B 73 36B 71 36A	
XA218	TAD	F8 37A	AD27E8	00 =			UNUSED OUTPUT DUMMY XPNDR
XA218	TAD	F8 34A	(76)	01		AQ12BP AQ13BP AQ14BP AQ15BP AKYNCO 72 34A 65 34B 74 35B 78 38A 80 39A	
XA223	TQ2	E3 30B	AD27GA	00 =			BIT 27 GENERATE-A
XA223	TQ2	E3 28B	(57)	01		AB27DB AC27BQ 53 28B 55 29B	ADDER AB INPUT - 27 - 0
XA224	TQ2	E4 33B	AD27G0	00 =			BIT 27 GENERATE-0
XA224	TQ2	E4 31B	(63)	01		AD27GA SPA039 59 31B 61 32B	
XA218	TAD	E1 30A	AD28B1	00 =			ADDER SM20 SUM - 28
XA218	TAD	E1 33A	(64)	01		AD30B5 DNW DNW 70 33A 68 32A 66 31A	
XA218	TAD	E2 29A	AD28B2	00 =			ADDER SM20 PROP. - 28
XA218	TAD	E2 28B	(62)	01		AC28BQ AB28DB AD29B6 53 28B 55 29B 57 30B	
XA218	TAD	E3 28A	AD28B3	00 =			ADDER SM20 CARRY - 28
XA218	TAD	E3 31B	(60)	01		AD30B6 AD29B5 AD31B3 59 31B 61 32B 63 33B	

DRAWING NUMBER 149012-860

UNIT ASSEMBLY NO. 149012

REV. E

INDEX

AD28CA

UNIT ASSEMBLY NAME CARD CAGE ASSY, CPU L.H.

LOGIC

FILE IDENT T39B2CP1

DATE 09-03-82

PAGE

66

CONNECTOR	CIRCUIT TYPE	GROUP	TEST POINTS AND/OR	EQUATION	TEST POINT	LOGIC STATE	FACTOR	COMMENT
XA228	TQ2	D2	21A	AD28CA	00	=		ADDER SUM 28 - A
XA228	TQ2	D2	23A	(66)	01		AD28B1 SPA046 50 23A 48 22A	
XA223	TQ2	E4	33B	AD28GA	00	=		BIT 28 GENERATE-A
XA223	TQ2	E4	31B	(63)	01		AB280B AC28BQ 59 31B 61 32B	ADDER AB INPUT - 2A - 0
XA224	TQ2	F1	37B	AD28G0	00	=		BIT 28 GENERATE-0
XA224	TQ2	F1	39B	(75)	01		SPA039 AD28GA 79 39B 77 38B	
XA215	TAD	A4	04A	AD29B4	00	=		ADDER SM3D SUM - 29
XA215	TAD	A4	07A	(04)	01		ADGRIA DNW DNW 10 07A 08 06A 06 05A	
XA215	TAD	A5	03B	AD29B5	00	=		ADDER SM3D PROP. - 29
XA215	TAD	A5	02A	(05)	01		AC29BQ AB29DB AD30B6 03 02A 07 03A 09 04B	
XA215	TAD	A6	02B	AD29B6	00	=		ADDER SM3D GEN. - 29
XA215	TAD	A6	05B	(01)	01		AD31B3 AD30B5 SPA032 11 05B 13 06B 15 07B	
XA228	TQ2	03	24B	AD29CA	00	=		ADDER SUM 29 - A
XA228	TQ2	03	22B	(45)	01		SPA046 AD29B4 41 22B 43 23B	
XA214	ADD	B4	11A	AD30B4	00	=		ADDER SM3D SUM - 30
XA214	ADD	B4	14A	(20)	01		SPA033 DNW DNW 26 14A 24 22	
XA214	ADD	B5	10A	AD30B5	00	=		ADDER SM3D PROP. - 30
XA214	ADD	B5	08B	(18)	01		AC30BQ AB30DB AD31B3 17 08B 19 09B 21 10B	
XA214	ADD	B6	09A	AD30B6	00	=		ADDER SM3D GEN. - 30
XA214	ADD	B6	11B	(14)	01		SPA031 ADGRIA SPA032 23 11B 25 12B 27 13B	
XA228	TQ2	D4	27B	AD30CA	00	=		ADDER SUM 30 - A
XA228	TQ2	D4	25B	(51)	01		SPA046 AD30B4 47 25B 49 26B	
XA216	ADD	E1	30A	AD31B1	00	=		ADDER SM2D SUM - 31
XA216	ADD	E1	33A	(64)	01		AKYCHQ AD31E8 AD31E7 70 33A 68 66	

DRAWING NUMBER 149012-860

UNIT ASSEMBLY NO. 149012

REV. E

INDEX

AD31B2

UNIT ASSEMBLY NAME CARD CAGE ASSY, CPU L.H.

LOGIC

FILE IDENT T39B2CP1

DATE 09-03-82

PAGE

67

CONNECTOR	UNIT	POINT	TEST POINTS AND/OR	EQUATION	TERM	DESIGNATOR	FACTOR	COMMENT
XA216	ADD	E2	29A	AD31B2	00	=		ADDER SM20 PROP. - 31
XA216	ADD	E2	28B	(62)	01		AC31BQ AB31DB AL32BQ 53 28B 55 29B 57 30B	
XA216	ADD	E3	28A	AD31B3	00	=		ADDER SM20 CARRY - 31
XA216	ADD	E3	31B	(60)	01		AKYNGQ AKYCGQ AKYNHQ 59 31B 61 32B 63 33B	
XA228	TQ2	E1	31A	AD31CA	00	=		ADDER SUM 31 - A
XA228	TQ2	E1	33A	(66)	01		AD31B1 SPA046 70 33A 68 32A	
XA217	TAD	F7	35A	AD31E7	00	=		UNUSED OUTPUT DUMMY XOROR
XA217	TAD	F7	39B	(69)	01		AKYCBQ AKCBBP AQQ1BP AQQ2BP AQQ3BP 79 39B 77 38B 75 37B 73 36B 71 36A	
XA217	TAD	F8	37A	AD31E8	00	=		UNUSED OUTPUT DUMMY XOROR
XA217	TAD	F8	34A	(76)	01		AQQ4BP AQQ5BP AQQ6BP AQQ7BP AKYNBQ 72 34A 65 34B 74 35B 78 38A 80 39A	
XA223	TQ2	F1	37B	AD31GA	00	=		BIT 31 GENERATE=A
XA223	TQ2	F1	39B	(75)	01		AB31DB AC31BQ 79 39B 77 38B	ADDER AB INPUT - 31 - 0
XA224	TQ2	F2	34A	AD31G0	00	=		BIT 31 GENERATE=0
XA224	TQ2	F2	36B	(72)	01		AD31GA SPA039 73 36B 71 36A	
				AKC8BI	00	=		
XA116	YDD	NI	36A	()	01		AKC890 71 36A	
				AKC8BN	00	=		
XA116	YDD	NI	34A	()	01		AKCPEA 72 34A	
				AKC8BP	00	=		AKCB - CLEAR
XA116	TDD	MP	36B	(69)	01		SPA009 73 36B	
				AKC8BQ	00	=		AKCB - PRESET
XA116	TDD	MQ	34B	(74)	01		SPA008 65 34B	
				AKCB1A	00	=		ADDER CARRY OUT TO AKCB
XA212	TT3	E2	29B	(55)	01		CM84BP ALOOC0 CM83BP 62 29A 60 28A 53 28B	

DRAWING NUMBER 149012-860

UNIT ASSEMBLY NO. 149012

REV. E

INDEX

AKCB2A

UNIT ASSEMBLY NAME CARD CAGE ASSY, CPU L.H.

LOGIC

FILE IDENT T39B2CP1

DATE 09-03-82

PAGE

68

CONNECTOR	CIRCUIT TYPE	GROUP	TEST POINTS AND OR	EQUATION	TEST	DESIGNATOR	FACTOR	COMMENT
KA213	TQ2	E2	28A	AKCB2A	00	=		RECIRCULATE AKCB
KA213	TQ2	E2	30A	(160)	01		AKCB8Q AKK1CA 64 30A 62 29A	
KA113	TQ2	C4	19B	AKCB90	00	=		AKCB DATA GATE
KA113	TQ2	C4	17B	(139)	01		AKCB2A AKCB1A 35 17B 37 18B	
KA213	TQ2	A1	05A	AKCPCA	00	=		AKYN CLOCK INPUT GATE
KA213	TQ2	A1	07A	(106)	01		CHB48Q CLOCKS 10 07A 08 06A	
KA213	TQ2	A2	02B	AKCPDA	00	=		GATED CONTROL CLOCK
KA213	TQ2	A2	04A	(101)	01		CHB48Q CLOCKS 04 04A 05 03B	
KA213	TQ2	A3	04B	AKCPEA	00	=		GATED CONTROL CLOCK
KA213	TQ2	A3	02A	(109)	01		CLOCKS AKCP1A 03 02A 07 03A	
KA212	TT3	C3	19B	AKCP1A	00	=		CONTROL CLOCK DISABLE
KA212	TT3	C3	16B	(139)	01		CHB58P CHB38P CHB48P 33 16B 35 17B 37 18B	
KA211	TDD	KI	29A	AKDMB1	00	=		
KA211	TDD	KI		()	01		AKDM90 62 29A	
KA211	TDD	KN	28A	AKDMBN	00	=		
KA211	TDD	KN		()	01		AKCPEA 60 28A	
KA211	TDD	KP	30B	AKDMBP	00	=		AKDM - CLEAR
KA211	TDD	KP	30A	(157)	01		SPA030 64 30A	
KA211	TDD	KQ	29B	AKDMBQ	00	=		AKDM - PRESET
KA211	TDD	KQ	28B	(155)	01		SPA029 53 28B	
KA111	TD4	C1	17B	AKDM1A	00	=		SET AKDM (DIV F4)
KA111	TD4	C1	20A	(135)	01		CHB58Q AKK5C0 AKDM40 SPA110 42 20A 40 19A 38 18A 37 18B	
KA111	TD4	C2	16B	AKDM2A	00	=		RECIRC. AKDM (DIV F5)
KA111	TD4	C2	17A	(133)	01		AKDMBQ AKK1CA AQ00BP CHB58P 36 17A 34 16A 30 15A 31 15B	

DRAWING NUMBER 149012-860 UNIT ASSEMBLY NO. 149012 REV. E INDEX AKDM3A
 LOGIC
 UNIT ASSEMBLY NAME CARD CAGE ASSY, CPU L.H. FILE IDENT T39B2CP1 DATE 09-03-82 PAGE 69

CONNECTOR	CONNECTOR TYPE	A GOOD	TEST POINTS AND/OR	EQUATION	TERM	DESIGNATOR	FACTOR	COMMENT
XA213	TQ2	E3	30B	AKDM3A	00	=		RECIRCULATE AKDM
XA213	TQ2	E3	28B	(57)	01		AKDMBQ CMB4BQ 53 28B 55 29B	
XA212	TT3	C1	17A	AKDM40	00	=		
XA212	TT3	C1	20A	(36)	01		AKDMBP AKDM5A SPA131 42 20A 40 19A 38 18A	
XA223	TQ2	F2	34A	AKDM5A	00	=		
XA223	TQ2	F2	36B	(72)	01		AKDTBQ ADZRCO 73 36B 71 36A	
XA212	TT3	E3	33B	AKDM90	00	=		AKDM DATA GATE
XA212	TT3	E3	30B	(63)	01		AKDM2A AKDM1A AKDM3A 57 30B 59 31B 61 32B	
				AKDTBI	00	=		
XA211	TDD	L1	38B	()	01		AKDT90 77 38B	
				AKDTBN	00	=		
XA211	TDD	LN	39B	()	01		AKCPEA 79 39B	
XA211	TDD	LP	37A	AKDTBP	00	=		AKDT - CLEAR
XA211	TDD	LP	37B	(76)	01		SPA030 75 37B	
XA211	TDD	LQ	38A	AKDTBQ	00	=		AKDT - PRESET
XA211	TDD	LQ	39A	(78)	01		SPA031 80 39A	
XA113	TQ2	F2	34A	AKDT1A	00	=		RECIRCULATE AKDT
XA113	TQ2	F2	36B	(72)	01		CMB4BQ AKDTBQ 73 36B 71 36A	
XA213	TQ2	F4	39A	AKDT90	00	=		AKDT DATA GATE - 0
XA213	TQ2	F4	37A	(80)	01		AKDT1A AKK1CA 76 37A 78 38A	
				AKDVBI	00	=		
XA211	TDD	M1	36A	()	01		AKDV90 71 36A	
				AKDVBN	00	=		
XA211	TDD	MN	34A	()	01		AKCPEA 72 34A	

DRAWING NUMBER 149012-860 UNIT ASSEMBLY NO. 149012 REV. E INDEX AKDVBP
 LOGIC
 UNIT ASSEMBLY NAME CARD CAGE ASSY, CPU L.H. FILE IDENT T39B2CP1 DATE 09-03-82 PAGE 70

CONNECTOR	CIRCUIT TYPE	GROUP	TEST POINTS AND/OR	EQUATION	TEST POINT	DESIGNATOR	FACTOR	COMMENT
XA211	TDD	MP	35A	AKDVBP	00	=		AKDV - CLEAR
XA211	TDD	MP	36B	(69)	01		SPA030 73 36B	
XA211	TDD	HQ	35B	AKDVBQ	00	=		AKDV - PRESET
XA211	TDD	HQ	34B	(74)	01		SPA031 65 34B	
XA111	T04	D1	25B	AKDV1A	00	=		SET AKDV IF ABSE = AL00
XA111	T04	D1	26A	(47)	01		AKK5C0 ABSE0B CMB5BQ ALO0C0 56 26A 54 25A 52 24A 49 26B	
XA111	T04	D2	24B	AKDV2A	00	=		SET AKDV IF ABSE = AL00
XA111	T04	D2	23A	(45)	01		AKK5C0 ADO0LA ABSECA CMB5BQ 50 23A 48 22A 46 21A 43 23B	
XA213	TQ2	F3	35A	AKDV3A	00	=		RECIRCULATE AKDV
XA213	TQ2	F3	34B	(69)	01		AKK5CA AKDVBQ 65 34B 74 35B	
XA212	TT3	F3	39A	AKDV90	00	=		AKDV DATA GATE
XA212	TT3	F3	35A	(80)	01		AKDV2A AKDV1A AKDV3A 69 35A 76 37A 78 38A	
XA113	TQ2	F1	37B	AKK1CA	00	=		CONTROL CODE 0/1 - A
XA113	TQ2	F1	39B	(75)	01		CMB38P CMB48P 79 39B 77 38B	
XA212	TT3	E1	30A	AKK5CA	00	=		CONTROL CODE 5 - A
XA212	TT3	E1	33A	(64)	01		CMB48P CMB5BQ CMB3BQ 70 33A 68 32A 66 31A	
XA213	TQ2	E1	31A	AKK5C0	00	=		CONTROL CODE 5 - 0
XA213	TQ2	E1	33A	(66)	01		AKK5CA SPA030 70 33A 68 32A	
				AKYCB1	00	=		
XA112	TDD	BI	03B	()	01		AKYC90 05 03B	
				AKYCBN	00	=		
XA112	TDD	BN	02B	()	01		AKCPDA 01 02B	
XA112	TDD	BP	04B	AKYCBP	00	=		AKYC - CLEAR
XA112	TDD	BP	04A	(09)	01		SPA002 04 04A	

DRAWING NUMBER 149012-860

UNIT ASSEMBLY NO. 149012

REV. E

INDEX

AKYCBQ

UNIT ASSEMBLY NAME CARD CAGE ASSY, CPU L.H.

LOGIC

FILE IDENT T39B2CP1

DATE 09-03-82

PAGE

71

CONNECTOR	GROUP TYPE	GROUP	TEST POINTS AND/OR	EQUATION	TEST TYPE	DESIG- NATOR	FACTOR	COMMENT
XA112	TDD	BQ	03A	AKYCBQ	00	=		AKYC - PRESET
XA112	TDD	BQ	02A	(07)	01		SPA001 03 02A	
				AKYCCI	00	=		
XA112	TDD	DI	10A	()	01		AKYC90 18 10A	
				AKYCCN	00	=		
XA112	TDD	DN	09A	()	01		AKCPDA 14 09A	
XA112	TDD	DP	10B	AKYCCP	00	=		AKYC UNLOAD - CLEAR
XA112	TDD	DP	11A	(21)	01		SPA002 20 11A	
XA112	TDD	DQ	09B	AKYCCQ	00	=		AKYC UNLOAD - PRESET
XA112	TDD	DQ	08B	(19)	01		SPA001 17 08B	
				AKYCDI	00	=		
XA112	TDD	FI	16A	()	01		AKYC90 34 16A	
				AKYCDN	00	=		
XA112	TDD	FN	15A	()	01		AKCPDA 30 15A	
XA112	TDD	FP	16B	AKYCDP	00	=		AKYC UNLOAD - CLEAR
XA112	TDD	FP	17A	(33)	01		SPA002 36 17A	
XA112	TDD	FQ	15B	AKYCDQ	00	=		AKYC UNLOAD - PRESET
XA112	TDD	FQ	14B	(31)	01		SPA001 29 14B	
				AKYCEI	00	=		
XA112	TDD	HI	22A	()	01		AKYC90 48 22A	
				AKYCEN	00	=		
XA112	TDD	HN	21A	()	01		AKCPDA 46 21A	
XA112	TDD	HP	24B	AKYCEP	00	=		AKYC UNLOAD - CLEAR
XA112	TDD	HP	23A	(45)	01		SPA002 50 23A	

DRAWING NUMBER 149012-860

UNIT ASSEMBLY NO. 149012

REV. E

INDEX

AKYCEQ

UNIT ASSEMBLY NAME CARD CAGE ASSY, CPU L.H.

LOGIC

FILE IDENT T39B2CP1

DATE 09-03-82

PAGE

72

CONNECTOR	CIRCUIT TYPE	GROUP	TEST POINTS AND/OR	EQUATION	TERM	DESIGNATION	FACTOR	COMMENT
XA112	TDD	HQ	23B	AKYCEQ	00 =			
XA112	TDD	HQ	22B	(43)	01	SPA001 41 22B		AKYC UNLOAD - PRESET
				AKYCFI	00 =			
XA112	TDD	KI	29A	()	01	AKYC90 62 29A		
				AKYCFN	00 =			
XA112	TDD	KN	28A	()	01	AKCPDA 60 28A		
XA112	TDD	KP	30B	AKYCFP	00 =			AKYC UNLOAD - CLEAR
XA112	TDD	KP	30A	(57)	01	SPA002 64 30A		
XA112	TDD	KQ	29B	AKYCFQ	00 =			AKYC UNLOAD - PRESET
XA112	TDD	KQ	28B	(55)	01	SPA001 53 28B		
				AKYCGI	00 =			
XA112	TDD	MI	36A	()	01	AKYC90 71 36A		
				AKYCGN	00 =			
XA112	TDD	MW	34A	()	01	AKCPDA 72 34A		
XA112	TDD	MP	35A	AKYCGP	00 =			AKYC UNLOAD - CLEAR
XA112	TDD	MP	36B	(69)	01	SPA004 73 36B		
XA112	TDD	HQ	35B	AKYCGQ	00 =			AKYC UNLOAD - PRESET
XA112	TDD	HQ	34B	(74)	01	SPA003 65 34B		
				AKYCHI	00 =			
XA116	TDD	KI	29A	()	01	AKYC90 62 29A		
				AKYCHN	00 =			
XA116	TDD	KN	28A	()	01	AKCPDA 60 28A		
XA116	TDD	KP	30B	AKYCHP	00 =			AKYC UNLOAD - CLEAR
XA116	TDD	KP	30A	(57)	01	SPA007 64 30A		

DRAWING NUMBER 149012-860

UNIT ASSEMBLY NO. 149012

REV. E

INDEX AKYCHQ

UNIT ASSEMBLY NAME CARD CAGE ASSY, CPU L.H.

LOGIC

FILE IDENT T39B2CP1

DATE 09-03-82

PAGE 73

CONNECTOR	CIRCUIT TYPE	GROUP	TEST POINTS AND/OR	EQUATION	TERM	LOGIC STATE	FACTOR	COMMENT
XA116	TDD	KQ	29B	AKYCHQ	00	=		AKYC UNLOAD - PRESET
XA116	TDD	KQ	28B	(55)	01		SPA008 53 28B	
XA115	TT3	A1	04A	AKYC1A	00	=		INITIALIZE SUB (CODE 2)
XA115	TY3	A1	07A	(04)	01		CMB38P AM15C0 CMB48Q 10 07A 08 06A 06 05A	
XA115	TT3	A2	03A	AKYC2A	00	=		CGE/CGH SUB (ADSE = 1)
XA115	TY3	A2	03B	(07)	01		ADSETA ALOOC0 AKYOC0 05 03B 01 02B 03 02A	
XA115	TT3	A3	07B	AKYC3A	00	=		CGE/CGH SUB (ADSE = 1)
XA115	TY3	A3	04B	(15)	01		AD00LA ADSEB5 AKYOC0 09 04B 11 05B 13 06B	
XA113	TQ2	F3	35A	AKYC4A	00	=		CD 6/7 SUB (MRY/DVD/XDO/XDT)
XA113	TQ2	F3	34B	(69)	01		CMB38Q AKY3C0 65 34B 74 35B	
XA111	TD4	A2	04B	AKYC90	00	=		AKYC DATA INPUT GATE
XA111	TD4	A2	04A	(09)	01		AKYC1A AKYC3A AKYC2A AKYC4A 04 04A 05 03B 01 02B 07 03A	
				AKYNBI	00	=		
XA112	TDD	AI	06A	()	01		AKYN90 08 06A	
				AKYNBN	00	=		
XA112	TDD	AN	07A	()	01		AKCPCA 10 07A	
XA112	TDD	AP	05B	AKYNBP	00	=		AKYN - CLEAR
XA112	TDD	AP	05A	(11)	01		SPA002 06 05A	
XA112	TDD	AQ	06B	AKYNBQ	00	=		AKYN - PRESET
XA112	TDD	AQ	07B	(13)	01		SPA001 15 07B	
				AKYNCI	00	=		
XA112	TDD	CI	13A	()	01		AKYN90 24 13A	
				AKYN CN	00	=		
XA112	TDD	CN	14A	()	01		AKCPCA 26 14A	

DRAWING NUMBER 149012-860

UNIT ASSEMBLY NO. 149012

REV. E

INDEX

AKYNCP

UNIT ASSEMBLY NAME CARD CAGE ASSY, CPU L.H.

LOGIC

FILE IDENT T39B2CP1

DATE 09-03-82

PAGE

74

CONNECTOR	CIRCUIT TYPE	GROUP	TEST POINTS AND/OR	EQUATION	TEST	DESIGNATOR	FACTOR	COMMENT
XA112	TDD	CP	11B	AKYNCP	00	=		AKYN UNLOAD - CLEAR
XA112	TDD	CP	12A	(23)	01		SPA002 22 12A	
XA112	TDD	CQ	12B	AKYNCQ	00	=		AKYN UNLOAD - PRESET
XA112	TDD	CQ	13B	(25)	01		SPA001 27 13B	
				AKYNDI	00	=		
XA112	TDD	EI	19A	()	01		AKYN90 40 19A	
				AKYNDM	00	=		
XA112	TDD	EN	20A	()	01		AKCPCA 42 20A	
XA112	TDD	EP	17B	AKYNDP	00	=		AKYN UNLOAD - CLOCK
XA112	TDD	EP	18A	(35)	01		SPA002 38 18A	
XA112	TDD	EQ	18B	AKYNDQ	00	=		AKYN UNLOAD - CLEAR
XA112	TDD	EQ	19B	(37)	01		SPA001 39 19B	
				AKYNEI	00	=		
XA112	TDD	GI	25A	()	01		AKYN90 54 25A	
				AKYNEN	00	=		
XA112	TDD	GN	26A	()	01		AKCPCA 56 26A	
XA112	TDD	GP	25B	AKYNEP	00	=		AKYN UNLOAD - CLEAR
XA112	TDD	GP	24A	(47)	01		SPA002 52 24A	
XA112	TDD	GQ	26B	AKYNEQ	00	=		AKYN UNLOAD - PRESET
XA112	TDD	GQ	27B	(49)	01		SPA001 51 27B	
				AKYNFI	00	=		
XA112	TDD	JI	32A	()	01		AKYN90 68 32A	
				AKYNFN	00	=		
XA112	TDD	JN	33A	()	01		AKCPCA 70 33A	

DRAWING NUMBER 149012-860

UNIT ASSEMBLY NO. 149012

REV. E

INDEX

AKYNFP

UNIT ASSEMBLY NAME CARD CAGE ASSY, CPU L.H.

LOGIC

FILE IDENT

T39B2CP1

DATE 09-03-82

PAGE

75

CONNECTOR	CIRCUIT GROUP	TEST POINTS AND/OR	EQUATION	J TEST	DESIGNATION	FACTOR	COMMENT
XA112	TDD JP 31B		AKYNFP	00 =			AKYN UNLOAD - CLEAR
XA112	YDD JP 31A		(59)	01		SPA002 66 31A	
XA112	TDD JQ 32B		AKYNFQ	00 =			AKYN UNLOAD - PRESET
XA112	YDD JQ 33B		(61)	01		SPA001 63 33B	
XA112	YDD LY 38B		AKYNGI	00 =			
			()	01		AKYN90 77 38B	
XA112	YDD LN 39B		AKYNGN	00 =			
			()	01		AKCPCA 79 39B	
XA112	TDD LP 37A		AKYNGP	00 =			AKYN UNLOAD - CLEAR
XA112	YDD LP 37B		(76)	01		SPA004 75 37B	
XA112	TDD LQ 38A		AKYNGQ	00 =			AKYN UNLOAD - PRESET
XA112	YDD LQ 39A		(78)	01		SPA003 80 39A	
XA116	YDD JI 32A		AKYNHI	00 =			
			()	01		AKYN90 68 32A	
XA116	YDD JN 33A		AKYNHN	00 =			
			()	01		AKCPCA 70 33A	
XA116	TDD JP 31B		AKYNHP	00 =			AKYN UNLOAD - CLEAR
XA116	YDD JP 31A		(59)	01		SPA007 66 31A	
XA116	TDD JQ 32B		AKYNHQ	00 =			AKYN UNLOAD - PRESET
XA116	YDD JQ 33B		(61)	01		SPA008 63 33B	
XA213	TQ2 C1 18A		AKYN1A	00 =			INITIALIZE ADD (CODES 0/2)
XA213	YQ2 C1 20A		(38)	01		AM65CA CMB3BP 42 20A 40 19A	
XA115	TT3 B3 13B		AKYN2A	00 =			CGE/CGH ADD (ADSE = 0)
XA115	YT3 B3 10B		(27)	01		ADSEB5 AKYOCO AL00CO 21 10B 23 11B 25 12B	

DRAWING NUMBER 149012-860

UNIT ASSEMBLY NO. 149012

REV. E

INDEX

AKYN3A

UNIT ASSEMBLY NAME CARD CAGE ASSY, CPU L.H.

LOGIC

FILE IDENT T39B2CP1

DATE 09-03-82

PAGE

76

CONNECTOR	CIRCUIT TYPE	GROUP	TEST POINTS AND/OR	EQUATION	TERM	DESIGNATOR	FACTOR	COMMENT
KA115	TT3	C1	17A	AKYN3A	00	=		CGF/CGH ADD (ADSE = 0)
KA115	TT3	C1	20A	(36)	01		ADSEYA ADOOLA AKYOCO 42 20A 40 19A 38 18A	
KA213	TQ2	C2	15A	AKYN4A	00	=		CODE 6/7 ADD (MPY/DVD/XI)
KA213	TQ2	C2	17A	(30)	01		AKY1C0 CMB3BQ 36 17A 34 16A	
KA111	TD4	A1	05B	AKYN90	00	=		AKYN DATA INPUT GATE
KA111	TD4	A1	07A	(11)	01		AKYN3A AKYN4A AKYN2A AKYN1A 10 07A 08 06A 06 05A 13 06B	
KA111	TD4	B1	11B	AKYOCA	00	=		CODE 6 ADD (CGF/CGH) - A
KA111	TD4	B1	14A	(23)	01		CMB4BQ AM65CA CQA5C0 CMB3BQ 26 14A 24 13A 22 12A 25 12B	
KA213	TQ2	D4	27B	AKYOCO	00	=		CODE 6 ADD (CGF/CGH) - 0
KA213	TQ2	D4	25B	(51)	01		AKYOCA SPA030 47 25B 49 26B	
KA114	TQ2	F4	39A	AKY1C0	00	=		MPY/DVD/XI0/XI1 ADD - 0
KA114	TQ2	F4	37A	(80)	01		AKY11A AKY12A 76 37A 78 38A	
KA213	TQ2	C3	16B	AKY11A	00	=		CODE 6 ADD (MPY/DVD/XI0/XI1)
KA213	TQ2	C3	14B	(33)	01		AKY2C0 AM65CA 29 14B 31 15B	
KA213	TQ2	C4	19B	AKY12A	00	=		CODE 7 ADD - DVD
KA213	TQ2	C4	17B	(39)	01		AM15C0 CQA3D0 35 17B 37 18B	
KA115	TT3	B1	11A	AKY2C0	00	=		MPY/DVD/XI0/XI1 ADD - 0
KA115	TT3	B1	14A	(20)	01		AKY21A AKY22A CQA6CA 26 14A 24 13A 22 12A	
KA213	TQ2	D1	24A	AKY21A	00	=		MPY ADD (AQ31 = 1) - A
KA213	TQ2	D1	26A	(52)	01		CQA4C0 AQ31BQ 56 26A 54 25A	
KA212	TT3	D2	23B	AKY22A	00	=		DVD ADD (ACSE = AYSE) - A
KA212	TT3	D2	22A	(43)	01		CQA3D0 AKY24A AKY23A 48 22A 46 21A 41 22B	
KA213	TQ2	D2	21A	AKY23A	00	=		(ACSE = AYSE) - A
KA213	TQ2	D2	23A	(46)	01		AY5EBP AC5EBP 50 23A 48 22A	

DRAWING NUMBER 149012-860

UNIT ASSEMBLY NO. 149012

REV. E

INDEX

AKY24A

UNIT ASSEMBLY NAME CARD CAGE ASSY, CPU L.H.

LOGIC

FILE IDENT T39B2CP1

DATE 09-03-82

PAGE

77

CONNECTOR	CIRCUIT TYPE	GROUP	TEST POINTS AND/OR	EQUATION	TEST	DESIGNATOR	FACTOR	COMMENT
XA213	TQ2	D3	24B	AKY24A	00	=		(ACSE = AYSE)*-A
XA213	TQ2	D3	22B	(45)	01		ACSEBQ AYSEBQ 41 22B 43 23B	
XA213	TQ2	E4	33B	AKY3C0	00	=		MPY/DVD/XDD/XDT SUB = 0
XA213	TQ2	E4	31B	(63)	01		AKY31A AKY32A 59 31B 61 32B	
XA111	TD4	B2	10B	AKY31A	00	=		CODE 6 SUB (MPY/DVD) = A
XA111	TD4	B2	11A	(21)	01		AKY21A AKY22A CQB2C0 AM65CA 20 11A 18 10A 14 09A 19 09B	
XA114	TQ2	F2	34A	AKY32A	00	=		CODE 7 SUB (XDD/XDT) = A
XA114	TQ2	F2	36B	(72)	01		CQA6C0 AM15C0 73 36B 71 36A	
XA131	TD4	E1	31B	AKY4C0	00	=		CODES 6/7 CARRY IN = 0
XA131	TD4	E1	33A	(59)	01		AKY41A AKY43A AKY31A AKY42A 70 33A 68 32A 66 31A 61 32B	
XA213	TQ2	F1	37B	AKY41A	00	=		CODE 6 CARRY IN (X10/X11)
XA213	TQ2	F1	39B	(75)	01		CQA6C0 AM65CA 79 39B 77 38B	
XA213	TQ2	F2	34A	AKY42A	00	=		CODE 7 CARRY IN (MPY/SHTET)
XA213	TQ2	F2	36B	(72)	01		AM15C0 CQB3C0 73 36B 71 36A	
XA212	TT3	D1	23A	AKY43A	00	=		CODE 7 CARRY IN (DIVIDE)
XA212	TT3	D1	26A	(50)	01		AM15C0 CQA3D0 AKY5C0 56 26A 54 25A 52 24A	
XA115	TT3	B2	09B	AKY5C0	00	=		DIVIDE QUOTIENT CORRECT = 0
XA115	TT3	B2	10A	(19)	01		AKY51A AKY53A AKY52A 18 10A 14 09A 17 08B	
XA212	TT3	F1	36B	AKY51A	00	=		DIVIDE QUOTIENT CORRECT = A
XA212	TT3	F1	39B	(73)	01		ACSEBQ AYSEBQ ADZRCO 79 39B 77 38B 75 37B	
XA212	TT3	F2	35B	AKY52A	00	=		DIVIDE QUOTIENT CORRECT = A
XA212	TT3	F2	36A	(74)	01		ACSEBQ AYSEBP ADZRCA 71 36A 72 34A 65 34B	
XA212	TT3	C2	15B	AKY53A	00	=		
XA212	TT3	C2	16A	(31)	01		ACSEBP AYSEBQ SPA131 34 16A 30 15A 29 14B	

DRAWING NUMBER 149012-860

UNIT ASSEMBLY NO. 149012

REV. E

INDEX

AL00C0

LOGIC

UNIT ASSEMBLY NAME CARD CAGE ASSY, CPU L.H.

FILE IDENT T39B2CP1

DATE 09-03-82

PAGE

78

CONNECTOR	CIRCUIT GROUP	TEST POINTS AND/OR	EQUATION	TEST	DESIGNATOR	FACTOR	COMMENT
KA235	TD4	E2 30B	AL00C0	00	=		AL 00 CARRY OUT - A
KA235	TD4	E2 30A	(57)	01		AL002A AL003A AL001A ADO0GA 64 30A 62 29A 60 28A 55 29B	
KA231	TT3	B3 13B	AL001A	00	=		AL 00 CARRY FROM BIT 01 - A
KA231	TT3	B3 10B	(27)	01		AC01BQ ABO1DB ADO0TO 21 10B 23 11B 25 12B	
KA227	TD4	E1 31B	AL002A	00	=		AL 00 CARRY FROM BIT 02 - A
KA227	TD4	E1 33A	(59)	01		ADO1TO ADO0TO AC02BQ ABO2DB 70 33A 68 32A 66 31A 61 32B	
KA227	TD4	E2 30B	AL003A	00	=		AL 00 CARRY FROM BIT 03 - A
KA227	TD4	E2 30A	(57)	01		ADO2TO ADO0TO ADO3B3 ADO1TO 64 30A 62 29A 60 28A 55 29B	
			AL32BI	00	=		
KA116	TDD	LI 38B	()	01		AL3290 77 38B	
			AL32BN	00	=		
KA116	TDD	LN 39B	()	01		AKCPEA 79 39B	
KA116	TDD	LP 37A	AL32BP	00	=		AL 32 - CLEAR
KA116	TDD	LP 37B	(78)	01		SPA009 75 37B	
KA116	TDD	LQ 38A	AL32BQ	00	=		AL 32 - PRESET
KA116	TDD	LQ 39A	(78)	01		SPA008 80 39A	
KA212	TT3	D3 27B	AL321A	00	=		CODES 6/7 CARRY IN - A
KA212	TT3	D3 24B	(51)	01		CMB3BQ AKY4C0 CMB4BQ 45 24B 47 25B 49 26B	
KA114	TQ2	F1 37B	AL322A	00	=		AL 32 RECIRCULATE
KA114	TQ2	F1 39B	(75)	01		AL32BQ CMB4BP 79 39B 77 38B	
KA122	T58	C1 17B	AL3290	00	=		AL 32 DATA INPUT GATE
KA122	T58	C1 20A	(35)	01		AL322A AL321A SPA021 SPA020 AKYC1A SPA019 AKYC2A AKYC3A 42 20A 40 19A 38 18A 36 17A 34 16A 30 15A 31 15B 37 18B	
KA228	TQ2	F3 35A	AMFMLA	00	=		FORMAT LEFT - A
KA228	TQ2	F3 34B	(69)	01		AY24BQ COA1C0 65 34B 74 33B	

DRAWING NUMBER 149012-860

UNIT ASSEMBLY NO. 149012

REV. E

INDEX

AMSNLO

UNIT ASSEMBLY NAME CARD CAGE ASSY, CPU L.H.

LOGIC

FILE IDENT T39B2CP1

DATE 09-03-82

PAGE

80

CONNECTOR	CIRCUIT TYPE	GROUP	TEST POINTS AND/OR	EQUATION	TERM	ORIGINATOR	FACTOR	COMMENT
XA130	TQ2	C2	15A	AMSNLO	00	=		SHIFT NORMAL LEFT - 0
XA130	TQ2	C2	17A	(30)	01		AMSNLA SPA013 36 17A 34 16A	
XA231	TT3	B1	11A	AMSNRA	00	=		SHIFT NORMAL RIGHT - A
XA231	TT3	B1	14A	(20)	01		AY248P AY218P CQA200 26 14A 24 13A 22 12A	
XA130	TQ2	C3	16B	AMSNRO	00	=		SHIFT NORMAL RIGHT - 0
XA130	TQ2	C3	14B	(33)	01		SPA013 AMSNRA 29 14B 31 15B	
XA244	TQ2	E1	31A	AM01C0	00	=		ARITH. CNTRL 01 UNLOAD - 0
XA244	TQ2	E1	33A	(66)	01		CMA18P SPA064 70 33A 68 32A	
XA244	TQ2	E2	28A	AM01D0	00	=		ARITH. CNTRL 01 UNLOAD - 0
XA244	TQ2	E2	30A	(80)	01		SPA064 CMA18P 64 30A 62 29A	
XA244	TQ2	E3	30B	AM01E0	00	=		ARITH. CNTRL 01 UNLOAD - 0
XA244	TQ2	E3	28B	(57)	01		SPA064 CMA18P 53 28B 55 29B	
XA244	TQ2	E4	33B	AM01F0	00	=		ARITH. CNTRL 01 UNLOAD - 0
XA244	TQ2	E4	31B	(63)	01		SPA064 CMA18P 59 31B 61 32B	
XA244	TQ2	D4	27B	AM02C0	00	=		ARITH. CNTRL 02 UNLOAD - 0
XA244	TQ2	D4	25B	(51)	01		SPA064 CMA28P 47 25B 49 26B	
XA243	TQ2	A1	05A	AM03C0	00	=		ARITH. CNTRL 03 UNLOAD - 0
XA243	TQ2	A1	07A	(06)	01		CMA38P SPA060 10 07A 08 06A	
XA243	TQ2	A2	02B	AM03D0	00	=		ARITH. CNTRL 03 UNLOAD - 0
XA243	TQ2	A2	04A	(01)	01		SPA060 CMA38P 04 04A 05 03B	
XA243	TQ2	A3	04B	AM03E0	00	=		ARITH. CNTRL 03 UNLOAD - 0
XA243	TQ2	A3	02A	(09)	01		SPA060 CMA38P 03 02A 07 03A	
XA243	TQ2	A4	07B	AM03F0	00	=		ARITH. CNTRL 03 UNLOAD - 0
XA243	TQ2	A4	05B	(15)	01		SPA060 CMA38P 11 05B 13 06B	

DRAWING NUMBER 149012-860 UNIT ASSEMBLY NO. 149012 REV. E INDEX AM10C0
 LOGIC
 UNIT ASSEMBLY NAME CARD CAGE ASSY, CPU L.H. FILE IDENT T39B2CP1 DATE 09-03-82 PAGE 81

CONNECTOR	CIRCUIT TYPE	GROUP	TEST POINTS AND/OR	EQUATION	TEST	DESIGNATOR	FACTOR	COMMENT
XA114	TQ2	C1	18A	AM10C0	00	=		ARITH. CNTL 10 UNLOAD - 0
XA114	TQ2	C1	20A	(38)	01		CMB0BP SPA005 42 20A 40 19A	
XA114	TQ2	C2	15A	AM10D0	00	=		ARITH. CNTL 10 UNLOAD - 0
XA114	TQ2	C2	17A	(30)	01		SPA005 CMB0BP 36 17A 34 16A	
XA114	TQ2	C3	16B	AM10E0	00	=		ARITH. CNTL 10 UNLOAD - 0
XA114	TQ2	C3	14B	(33)	01		SPA005 CMB0BP 29 14B 31 15B	
XA114	TQ2	C4	19B	AM10F0	00	=		ARITH. CNTL 10 UNLOAD - 0
XA114	TQ2	C4	17B	(39)	01		SPA005 CMB0BP 35 17B 37 18B	
XA114	TQ2	D1	24A	AM12C0	00	=		ARITH. CNTL 12 UNLOAD - 0
XA114	TQ2	D1	26A	(52)	01		CMB2BP SPA005 56 26A 54 25A	
XA114	TQ2	D2	21A	AM12D0	00	=		ARITH. CNTL 12 UNLOAD - 0
XA114	TQ2	D2	23A	(46)	01		SPA005 CMB2BP 50 23A 48 22A	
XA114	TQ2	D3	24B	AM12E0	00	=		ARITH. CNTL 12 UNLOAD - 0
XA114	TQ2	D3	22B	(45)	01		SPA005 CMB2BP 41 22B 43 23B	
XA114	TQ2	D4	27B	AM12F0	00	=		ARITH. CNTL 12 UNLOAD - 0
XA114	TQ2	D4	25B	(51)	01		SPA005 CMB2BP 47 25B 49 26B	
XA113	TQ2	F4	39A	AM15C0	00	=		ARITH. CNTL 15 UNLOAD - 0
XA113	TQ2	F4	37A	(80)	01		SPA004 CMB5BP 76 37A 78 38A	
XA244	TQ2	F1	37B	AM21C0	00	=		ARITH. CNTL 01 UNLOAD - 0
XA244	TQ2	F1	39B	(75)	01		CMA1CP SPA065 79 39B 77 38B	
XA244	TQ2	F2	34A	AM21D0	00	=		ARITH. CNTL 01 UNLOAD - 0
XA244	TQ2	F2	36B	(72)	01		SPA064 CMA1CP 73 36B 71 36A	
XA244	TQ2	F3	35A	AM21E0	00	=		ARITH. CNTL 01 UNLOAD - 0
XA244	TQ2	F3	34B	(69)	01		SPA064 CMA1CP 65 34B 74 35B	

DRAWING NUMBER 149012-860

UNIT ASSEMBLY NO. 149012

REV. E

INDEX

AM21F0

UNIT ASSEMBLY NAME CARD CAGE ASSY, CPU L.H.

LOGIC

FILE IDENT T39B2CP1

DATE 09-03-82

PAGE

82

CONNECTOR	CIRCUIT TYPE	GROUP	TEST POINTS		EQUATION	TEST POINT	DESIGNATION	FACTOR	COMMENT
			AND	OR					
XA244	TQ2	F4	39A		AM21F0	00	=		ARITH. CNTRL 01 UNLOAD - 0
XA244	TQ2	F4	37A		(80)	01		SPA065 CMA1CP 76 37A 78 38A	
XA113	TQ2	D1	24A		AM30C0	00	=		ARITH. CNTRL 10 UNLOAD - 0
XA113	TQ2	D1	26A		(52)	01		CM80CP SPA003 56 26A 54 25A	
XA113	TQ2	D2	21A		AM30D0	00	=		ARITH. CNTRL 10 UNLOAD - 0
XA113	TQ2	D2	23A		(46)	01		SPA003 CM80CP 50 23A 48 22A	
XA113	TQ2	D3	24B		AM30E0	00	=		ARITH. CNTRL 10 UNLOAD - 0
XA113	TQ2	D3	22B		(45)	01		SPA003 CM80CP 41 22B 43 23B	
XA113	TQ2	D4	27B		AM30F0	00	=		ARITH. CNTRL 10 UNLOAD - 0
XA113	TQ2	D4	25B		(51)	01		SPA003 CM80CP 47 25B 49 26B	
XA243	TQ2	E1	31A		AM51CA	00	=		ARITH. CNTRL 01 UNLOAD - A
XA243	TQ2	E1	33A		(66)	01		SPA062 CMA1BQ 70 33A 68 32A	
XA243	TQ2	E2	28A		AM51DA	00	=		ARITH. CNTRL 01 UNLOAD - A
XA243	TQ2	E2	30A		(60)	01		SPA062 CMA1BQ 64 30A 62 29A	
XA243	TQ2	E3	30B		AM51EA	00	=		ARITH. CNTRL 01 UNLOAD - A
XA243	TQ2	E3	28B		(57)	01		SPA062 CMA1BQ 53 28B 55 29B	
XA243	TQ2	E4	33B		AM51FA	00	=		ARITH. CNTRL 01 UNLOAD - A
XA243	TQ2	E4	31B		(63)	01		SPA062 CMA1BQ 59 31B 61 32B	
XA243	TQ2	B1	12A		AM53CA	00	=		ARITH. CNTRL 03 UNLOAD - A
XA243	TQ2	B1	14A		(22)	01		CMA3BQ SPA061 26 14A 24 13A	
XA243	TQ2	B2	09A		AM53DA	00	=		ARITH. CNTRL 03 UNLOAD - A
XA243	TQ2	B2	11A		(14)	01		SPA061 CMA3BQ 20 11A 18 10A	
XA243	TQ2	B3	10B		AM53EA	00	=		ARITH. CNTRL 03 UNLOAD - A
XA243	TQ2	B3	08B		(21)	01		SPA060 CMA3BQ 17 08B 19 09B	

DRAWING NUMBER 149012-860

UNIT ASSEMBLY NO. 149012

REV. E

INDEX

AM53FA

UNIT ASSEMBLY NAME CARD CAGE ASSY, CPU L.H.

LOGIC

FILE IDENT T39B2CP1

DATE 09-03-82

PAGE

83

CONNECTOR	CIRCUIT TYPE	GROUP	TEST POINTS		EQUATION	TEST	DESIGNATOR	FACTOR	COMMENT
			AND	OR					
KA243	TQ2	B4	19B		AM53FA	00	=		ARITH. CNTRL 03 UNLOAD - A
KA243	TQ2	B4	11B		(27)	01		SPA061 CMA38Q 23 11B 25 12B	
KA114	TQ2	E1	31A		AM60CA	00	=		ARITH. CNTRL 10 UNLOAD - A
KA114	TQ2	E1	33A		(66)	01		SPA006 CMB0BQ 70 33A 68 32A	
KA114	TQ2	E2	28A		AM60DA	00	=		ARITH. CNTRL 10 UNLOAD - A
KA114	TQ2	E2	30A		(60)	01		SPA006 CMB0BQ 64 30A 62 29A	
KA114	TQ2	E3	30B		AM60EA	00	=		ARITH. CNTRL 10 UNLOAD - A
KA114	TQ2	E3	28B		(57)	01		SPA005 CMB0BQ 53 28B 55 29B	
KA114	TQ2	E4	33B		AM60FA	00	=		ARITH. CNTRL 10 UNLOAD - A
KA114	TQ2	E4	31B		(63)	01		SPA006 CMB0BQ 59 31B 61 32B	
KA113	TQ2	E1	31A		AM62CA	00	=		ARITH. CNTRL 12 UNLOAD - A
KA113	TQ2	E1	33A		(66)	01		CMB2BQ SPA003 70 33A 68 32A	
KA113	TQ2	E2	28A		AM62DA	00	=		ARITH. CNTRL 12 UNLOAD - A
KA113	TQ2	E2	30A		(60)	01		SPA003 CMB2BQ 64 30A 62 29A	
KA113	TQ2	E3	30B		AM62EA	00	=		ARITH. CNTRL 12 UNLOAD - A
KA113	TQ2	E3	28B		(57)	01		SPA003 CMB2BQ 53 28B 55 29B	
KA113	TQ2	E4	33B		AM62FA	00	=		ARITH. CNTRL 12 UNLOAD - A
KA113	TQ2	E4	31B		(63)	01		SPA003 CMB2BQ 59 31B 61 32B	
KA114	TQ2	F3	35A		AM65CA	00	=		ARITH. CNTRL 15 UNLOAD - A
KA114	TQ2	F3	34B		(69)	01		SPA006 CMB5BQ 65 34B 74 35B	
KA243	TQ2	F1	37B		AM71CA	00	=		ARITH. CNTRL 01 UNLOAD - A
KA243	TQ2	F1	39B		(75)	01		SPA063 CMA1CQ 79 39B 77 38B	
KA243	TQ2	F2	34A		AM71DA	00	=		ARITH. CNTRL 01 UNLOAD - A
KA243	TQ2	F2	36B		(72)	01		SPA062 CMA1CQ 73 36B 71 36A	

DRAWING NUMBER 149012-860 UNIT ASSEMBLY NO. 149012 REV. E INDEX AM71EA
 LOGIC
 UNIT ASSEMBLY NAME CARD CAGE ASSY, CPU L.H. FILE IDENT T39B2CP1 DATE 09-03-82 PAGE 84

CONNECTOR	CIRCUIT TYPE	GROUP	TEST POINTS AND/OR	EQUATION	TEST POINT	ORIGINATOR	FACTOR	COMMENT
KA243	TQ2	F3	35A	AM71EA	00	=		
KA243	TQ2	F3	34B	(69)	01		SPA062 CMA1CQ 65 34B 74 35B	ARITH. CNTRL 01 UNLOAD - A
KA243	TQ2	F4	39A	AM71FA	00	=		
KA243	TQ2	F4	37A	(80)	01		SPA063 CMA1CQ 76 37A 78 38A	ARITH. CNTRL 01 UNLOAD - A
				AQCPCB	00	=		
KA115	TT3	E1	30A	()	01		AQCPDA 64 30A	AO GATED CLOCK GATE - A
KA115	TT3	E2	29B	()	02	+	AQCPDA 55 29B	AO GATED CLOCK GATE - A
KA115	TT3	E3	33B	()	03	+	AQCPDA 63 33B	AO GATED CLOCK GATE - A
KA115	TT3	E1	30A	AQCPDA	00	=		AQCPCB BUSS
KA115	TT3	E1	33A	(64)	01		AQCP1A AQCP2A CLOCKB 70 33A 68 32A 66 31A	
KA115	TT3	E2	29B	AQCPDA	00	=		AQCPCB BUSS
KA115	TT3	E2	29A	(55)	01		CLOCKB AQCP1A AQCP2A 62 29A 60 28A 53 28B	
KA115	TT3	E3	33B	AQCPDA	00	=		AQCPCB BUSS
KA115	TT3	E3	30B	(63)	01		AQCP1A AQCP2A CLOCKB 57 30B 59 31B 61 32B	
				AQCPGB	00	=		
KA115	TT3	F1	36B	()	01		AQCPHA 73 36B	AO GATED CLOCK GATE - A
KA115	TT3	F2	35B	()	02	+	AQCPJA 74 35B	AO GATED CLOCK GATE - A
KA115	TT3	F1	36B	AQCPHA	00	=		AQCPGB BUSS
KA115	TT3	F1	39B	(73)	01		AQCP1A AQCP2A CLOCKB 79 39B 77 38B 75 37B	
KA115	TT3	F2	35B	AQCPJA	00	=		AQCPGB BUSS
KA115	TT3	F2	36A	(74)	01		AQCP1A CLOCKB AQCP2A 71 36A 72 34A 65 34B	
KA124	TT3	D2	23B	AQCP1A	00	=		DISABLE AO CLOCK - A
KA124	TT3	D2	22A	(63)	01		CMB1BP CMB0BP CMB2BP 48 22A 46 21A 41 22B	
KA123	TT3	F3	39A	AQCP2A	00	=		CNDTNLY DISABLE AO CLOCK - A
KA123	TT3	F3	35A	(80)	01		CMB1BQ CQA3CA AQCP4O 69 35A 76 37A 78 38A	

DRAWING NUMBER 149012-860

UNIT ASSEMBLY NO. 149012

REV. E

INDEX AQCP40

UNIT ASSEMBLY NAME CARD CAGE ASSY, CPU L.H.

LOGIC

FILE IDENT T39B2CP1

DATE 09-03-82

PAGE

85

CONNECTOR	TEST POINT AND/OR	TEST POINTS AND/OR	EQUATION	TEST POINTS AND/OR	TEST POINTS AND/OR	FACTOR	COMMENT
XA126	TT3	C3 19B	AQCP40	00 =			
XA126	TT3	C3 18B	(139)	01	AQC30A AQC60A AQC20A 33 16B 35 17B 37 18B	CNDITLY DTSABLE AQ CLOCK - 0	
XA131	TD4	A1 05B	AQC20A	00 =			
XA131	TD4	A1 07A	(111)	01	CMB2BP CMB0CP CQA2C0 AQC40A 10 07A 08 06A 06 05A 13 06B	AQ CLOCK CODE 2 DTSABLE - A	
XA122	TS8	A1 05B	AQC30A	00 =			
XA122	TS8	A1 07A	(111)	01	CMB0CP AQC40A CQA2C0 CMB2BQ SPA014 SPA013 SPA015 AY22CA 10 07A 08 06A 06 05A 06 04A 05 03B 01 02B 07 03A 13 04B	AQ CLOCK CODE 3 DTSABLE - A	
XA115	TT3	C2 15B	AQC40A	00 =			
XA115	TT3	C2 16A	(131)	01	AY25BP AMSMDA AY22CA 24 16A 30 15A 29 14B	(SHIFT SINGLE LINEAR) - (SNCL)	
XA115	TT3	C3 19B	AQC60A	00 =			
XA115	TT3	C3 18B	(139)	01	AQC610 CMB0CQ CMB2BP 33 16B 35 17B 37 18B	AQ CLOCK CODE 4 DTSABLE - A	
XA113	TQ2	A1 05A	AQC610	00 =			
XA113	TQ2	A1 07A	(106)	01	AQC65A AQC62A 10 07A 08 06A	AQ CLOCK CODE 4 DTSABLE - 0	
XA131	TD4	A2 04B	AQC62A	00 =			
XA131	TD4	A2 04A	(109)	01	CQA0CA AMNRZO AQC63A AQC64A 04 04A 05 03B 01 02B 07 03A	NORMALIZE FULL COMPLETE - A	
XA113	TQ2	A2 02B	AQC63A	00 =			
XA113	TQ2	A2 04A	(101)	01	AC00C0 AC01BQ 04 04A 05 03B	AC NOT NORMALIZED - A	
XA113	TQ2	A3 04B	AQC64A	00 =			
XA113	TQ2	A3 02A	(109)	01	AC01BP AC00CA 03 02A 07 03A	AC NOT NORMALIZED - A	
XA131	TD4	B1 11B	AQC65A	00 =			
XA131	TD4	B1 14A	(123)	01	CQA0C0 AQC67A AQC66A AMNRZO 26 14A 24 13A 22 12A 25 12B	NORMALIZE HALF COMPLETE - A	
XA113	TQ2	A4 07B	AQC66A	00 =			
XA113	TQ2	A4 05B	(115)	01	AQ17BQ AQ16BQ 11 05B 13 06B	AQ NOT NORMALIZED - A	
XA113	TQ2	B1 12A	AQC67A	00 =			
XA113	TQ2	B1 14A	(122)	01	AQ17BP AQ16BP 26 14A 24 13A	AQ NOT NORMALIZED - A	

DRAWING NUMBER 149012-860

UNIT ASSEMBLY NO. 149012

REV. E

INDEX AQBCO

UNIT ASSEMBLY NAME CARD CAGE ASSY, CPU L.H.

LOGIC

FILE IDENT T39B2CP1

DATE 09-03-82

PAGE

86

CONNECTOR	CIRCUIT TYPE	GROUP	TEST POINTS AND/OR	EQUATION	TEST POINT	TEST POINT	FACTOR	COMMENT
XA114	TQ2	A1	05A	AQD8C0	00	=		DATA BUS TO AQ 00 - 07
XA114	TQ2	A1	07A	(06)	01		AQD80A SPA004 10 07A 08 06A	
XA114	TQ2	A2	02B	AQD8D0	00	=		DATA BUS TO AQ 08 - 15
XA114	TQ2	A2	04A	(01)	01		SPA004 AQD80A 04 04A 05 03B	
XA114	TQ2	A3	04B	AQD8E0	00	=		DATA BUS TO AQ 16 - 23
XA114	TQ2	A3	02A	(09)	01		SPA004 AQD80A 03 02A 07 03A	
XA114	TQ2	A4	07B	AQD8F0	00	=		DATA BUS TO AQ 24 - 31
XA114	TQ2	A4	05B	(15)	01		SPA004 AQD80A 11 05B 13 06B	
XA115	TT3	D1	23A	AQD80A	00	=		DATA BUS TO AQ CONTROL - A
XA115	TT3	D1	26A	(50)	01		AQD81A CMB0BP CMB2BQ 56 26A 54 25A 52 24A	
XA124	TT3	D3	27B	AQD81A	00	=		DATA BUS TO AQ CODE 3 DSAL
XA124	TT3	D3	24B	(51)	01		CQA2C0 AY22CA CMB1BQ 45 24B 47 25B 49 26B	
XA115	TT3	D2	23B	AQLS1A	00	=		AC 00 TO AQ 31
XA115	TT3	D2	22A	(43)	01		AC00BP AMSNLO CQA0CA 48 22A 46 21A 41 22B	
XA113	TQ2	B2	09A	AQLS2A	00	=		AC 31 TO AQ 31
XA113	TQ2	B2	11A	(14)	01		AMRFT0 AC31BP 20 11A 18 10A	
XA131	TD4	B2	10B	AQLS3A	00	=		AQ 00 TO AQ 31
XA131	TD4	B2	11A	(21)	01		AQ00BP CQA0CA AMSNLA AMRFTA 20 11A 18 10A 14 09A 19 09B	
XA113	TQ2	B3	10B	AQLS4A	00	=		AQ 16 TO AQ 31
XA113	TQ2	B3	08B	(21)	01		AQ16BP CQA0C0 17 08B 19 09B	
XA113	TQ2	B4	13B	AQLS5A	00	=		SHIFT AQ FULL CIRCULAR - A
XA113	TQ2	B4	11B	(27)	01		AY25C0 CQB4C0 23 11B 25 12B	
XA114	TQ2	B1	12A	AQLS50	00	=		SHIFT AQ FULL CIRCULAR - 0
XA114	TQ2	B1	14A	(22)	01		SPA005 AQL55A 26 14A 24 13A	

DRAWING NUMBER 149012-860

UNIT ASSEMBLY NO. 149012

REV. E

INDEX

AQ00B1

UNIT ASSEMBLY NAME CARD CAGE ASSY, CPU L.H.

LOGIC

FILE IDENT

T39B2CP1

DATE 09-03-82

PAGE

87

CONNECTOR	CIRCUIT TYPE	GROUP	TEST POINTS AND OR	EQUATION	TERM	DESIG. FACTOR	FACTOR	COMMENT
XA118	YDD	AI	06A	AQ00BI ()	00 = 01		AQ0090 08 06A	
XA118	YDD	AN	07A	AQ00BN ()	00 = 01		AQCPCB 10 07A	AO GATED CLOCK BUS - A
XA118	TDD	AP	05B	AQ00BP (11)	00 = 01		SPA011 06 05A	AQ00 - CLEAR
XA118	TDD	AQ	06B	AQ00BQ (13)	00 = 01		SPA010 15 07B	AQ 00 - PRESET
XA114	TQ2	B2	09A	AQ00CO (14)	00 = 01		AQ00BP SPA004 20 11A 18 10A	AQ 00 UNLOAD GATE - A
XA129	TT3	A1	04A	AQ001A (04)	00 = 01		AM60CA AQ0BC0 DB00A0 10 07A 08 06A 06 05A	BUS TO AQ REG. - 00
XA132	TS8	A1	05B	AQ002A (11)	00 = 01		AM10C0 AMSNDA CQB5CA CQB3C0 AC31B0 SPA016 SPA015 AM12C0 10 07A 08 06A 06 05A 04 04A 05 03B 01 02B 07 03A 13 06B	AC 31 TO AQ 00
XA129	TT3	A2	03A	AQ003A (07)	00 = 01		AQ01B0 AM62CA AM30C0 05 03B 01 02B 03 02A	AQ LEFT SHIFT 01 TO 00
XA132	TS8	B1	11B	AQ004A (23)	00 = 01		AY25C0 AQ31C0 SPA018 SPA017 AM12C0 AM10C0 CQB5CA CQA1C0 26 14A 24 13A 22 12A 20 11A 18 10A 16 09A 19 09B 25 12B	AQ 31 TO AQ 00
XA131	TD4	C1	17B	AQ0090 (35)	00 = 01		AQ004A AQ002A AQ001A AQ003A 42 20A 40 19A 38 18A 37 18B	AQ 00 DATA INPUT GATE
XA118	YDD	BI	03B	AQ01BI ()	00 = 01		AQ0190 05 03B	
XA118	YDD	BN	02B	AQ01BN ()	00 = 01		AQCPCB 01 02B	AO GATED CLOCK BUS - A

DRAWING NUMBER 149012-860

UNIT ASSEMBLY NO. 149012

REV. E

INDEX

AQ01BP

UNIT ASSEMBLY NAME CARD CAGE ASSY, CPU L.H.

LOGIC

FILE IDENT

T39B2CP1

DATE 09-03-82

PAGE

88

CONNECTOR	CIRCUIT TYPE	GROUP	TEST POINTS AND/OR	EQUATION	TERM	LOGIC STATE	FACTOR	COMMENT
XA118	TDD	BP	04B	AQ01BP	00	=		AQ 01 - CLEAR
XA118	TDD	BP	04A	(09)	01		SPA011 04 04A	
XA118	TDD	BQ	03A	AQ01BQ	00	=		AQ 01 - PRESET
XA118	TDD	BQ	02A	(07)	01		SPA010 03 02A	
XA129	TT3	B1	11A	AQ011A	00	=		BUS TO AQ REG. - 01
XA129	TT3	B1	14A	(20)	01		DB01A0 AQ08C0 AM60CA 26 14A 24 13A 22 12A	
XA129	TT3	B2	09B	AQ012A	00	=		AQ RIGHT SHIFT 00 TO 01
XA129	TT3	B2	10A	(19)	01		AM10C0 AQ00BQ AM12C0 18 10A 14 09A 17 08B	
XA129	TT3	B3	13B	AQ013A	00	=		AQ LEFT SHIFT 02 TO 01
XA129	TT3	B3	10B	(27)	01		AQ02BQ AM62CA AM30C0 21 10B 23 11B 25 12B	
XA128	TT3	E1	30A	AQ0190	00	=		AQ 01 DATA INPUT GATE
XA128	TT3	E1	33A	(64)	01		AQ013A AQ011A AQ012A 70 33A 68 32A 66 31A	
				AQ02BI	00	=		
XA118	TDD	CI	13A	()	01		AQ0290 24 13A	
				AQ02BN	00	=		
XA118	TDD	CN	14A	()	01		AQCPCB 26 14A	AQ GATED CLOCK BUS - A
XA118	TDD	CP	11B	AQ02BP	00	=		AQ 02 - CLEAR
XA118	TDD	CP	12A	(23)	01		SPA011 22 12A	
XA118	TDD	CQ	12B	AQ02BQ	00	=		AQ 02 - PRESET
XA118	TDD	CQ	13B	(25)	01		SPA012 27 13B	
XA129	TT3	C1	17A	AQ021A	00	=		BUS TO AQ REG. - 02
XA129	TT3	C1	20A	(36)	01		AM60CA AQ08C0 DB02A0 42 20A 40 19A 38 18A	
XA129	TT3	C2	15B	AQ022A	00	=		AQ RIGHT SHIFT 01 TO 02
XA129	TT3	C2	12A	(31)	01		AM10C0 AQ01BQ AM12C0 34 16A 30 15A 29 14B	

DRAWING NUMBER 149012-860

UNIT ASSEMBLY NO. 149012 REV. E INDEX AQ023A

UNIT ASSEMBLY NAME CARD CAGE ASSY, CPU L.H.

LOGIC

FILE IDENT T39B2CP1

DATE 09-03-82

PAGE

89

CONNECTOR	UNIT ASSEMBLY NAME	TEST POINTS AND/OR	EQUATION	TEST POINTS	LOGIC	FUNCTION	FACTOR	COMMENT
XA129	TT3	C3 19B	AQ023A	00 =				
XA129	TT3	C3 16B	(39)	01		AM30C0 AM62CA AQ03BQ 33 16B 35 17B 37 18B	AQ LEFT SHIFT 03 TO 02	
XA128	TT3	E2 29B	AQ0290	00 =				
XA128	TT3	E2 29A	(55)	01		AQ021A AQ022A AQ023A 62 29A 60 28A 53 28B	AQ 02 DATA INPUT GATE	
			AQ03BI	00 =				
XA118	YDD	DY 10A	()	01		AQ0390 18 10A		
			AQ03BN	00 =				
XA118	YDD	DN 09A	()	01		AQCPGB 14 09A		AQ GATED CLOCK BUS - A
XA118	YDD	DP 10B	AQ03BP	00 =				
XA118	YDD	DP 11A	(21)	01		SPA011 20 11A		AQ 03 - CLEAR
XA118	YDD	DQ 09B	AQ03BQ	00 =				
XA118	YDD	DQ 08B	(19)	01		SPA012 17 08B		AQ 03 - PRESET
XA129	TT3	D1 23A	AQ031A	00 =				
XA129	TT3	D1 26A	(50)	01		AM60CA AQ0BC0 DB03A0 56 26A 54 25A 52 24A		BUS TO AQ REG. - 03
XA129	TT3	D2 23B	AQ032A	00 =				
XA129	TT3	D2 22A	(43)	01		AM10C0 AQ02BQ AM12C0 48 22A 46 21A 41 22B		AQ RIGHT SHIFT 02 TO 03
XA129	TT3	D3 27B	AQ033A	00 =				
XA129	TT3	D3 24B	(51)	01		AM30C0 AM62CA AQ04B0 45 24B 47 25B 49 26B		AQ LEFT SHIFT 04 TO 03
XA128	TT3	E3 33B	AQ0390	00 =				
XA128	TT3	E3 30B	(63)	01		AQ032A AQ031A AQ033A 57 30B 59 31B 61 32B		AQ 03 DATA INPUT GATE
			AQ04BI	00 =				
XA118	YDD	E1 19A	()	01		AQ0490 40 19A		
			AQ04BN	00 =				
XA118	YDD	EN 20A	()	01		AQCPGB 42 20A		AQ GATED CLOCK BUS - A

DRAWING NUMBER 149012-860

UNIT ASSEMBLY NO. 149012 REV. E INDEX AQ04BP

UNIT ASSEMBLY NAME CARD CAGE ASSY, CPU L.H.

LOGIC

FILE IDENT T39B2CP1 DATE 09-03-82 PAGE

90

CONNECTOR	CIRCUIT TYPE	GROUP	TEST POINTS AND/OR	EQUATION	TERM.	DESIGNATOR	FACTOR	COMMENT
XA118	TDD	EP	17B	AQ04BP	00	=		AQ 04 - CLEAR
XA118	TDD	EP	18A	(35)	01		SPA011 38 18A	
XA118	TDD	EQ	18B	AQ04BQ	00	=		AQ 04 - PRESET
XA118	TDD	EQ	19B	(37)	01		SPA012 39 19B	
XA129	TT3	E1	30A	AQ041A	00	=		BUS TO AQ REG. - 04
XA129	TT3	E1	33A	(64)	01		AM60CA AQ08C0 DB04A0 70 33A 68 32A 66 31A	
XA129	TT3	E2	29B	AQ042A	00	=		AQ RIGHT SHIFT 03 TO 04
XA129	TT3	E2	29A	(55)	01		AM10C0 AQ03BQ AM12C0 62 29A 60 28A 53 28B	
XA129	TT3	E3	33B	AQ043A	00	=		AQ LEFT SHIFT 05 TO 06
XA129	TT3	E3	30B	(63)	01		AM30C0 AM62CA AQ05BQ 57 30B 59 31B 61 32B	
XA127	TT3	E1	30A	AQ0490	00	=		AQ 04 DATA INPUT GATE
XA127	TT3	E1	33A	(64)	01		AQ043A AQ041A AQ042A 70 33A 68 32A 66 31A	
XA118	TDD	FI	16A	AQ05BI	00	=		
				()	01		AQ0590 34 16A	
XA118	TDD	FN	15A	AQ05BN	00	=		AQ GATED CLOCK BUS - A
				()	01		AQCPCB 30 15A	
XA118	TDD	FP	16B	AQ05BP	00	=		AQ 05 - CLEAR
XA118	TDD	FP	17A	(33)	01		SPA011 36 17A	
XA118	TDD	FQ	15B	AQ05BQ	00	=		AQ 05 - PRESET
XA118	TDD	FQ	14B	(31)	01		SPA012 29 14B	
XA129	TT3	F1	36B	AQ051A	00	=		BUS TO AQ REG. - 05
XA129	TT3	F1	39B	(73)	01		DB05A0 AM60CA AQ08C0 79 39B 77 38B 75 37B	
XA129	TT3	F2	35B	AQ052A	00	=		AQ RIGHT SHIFT 04 TO 05
XA129	TT3	F2	36A	(74)	01		AM12C0 AQ04BQ AM10C0 71 36A 72 34A 65 34B	

DRAWING NUMBER 149012-860

UNIT ASSEMBLY NO. 149012

REV. E

INDEX

AQ053A

UNIT ASSEMBLY NAME CARD CAGE ASSY, CPU L.H.

LOGIC

FILE IDENT

T39B2CP1

DATE 09-03-82

PAGE

91

CONNECTOR	GROUP	TEST POINTS AND OR	EQUATION	TEST	DESIGNATOR	FACTOR	COMMENT
XA129	TT3	F3 39A	AQ053A	00	=		AQ LEFT SHIFT 06 TO 05
XA129	YY3	F3 39A	(80)	01		AM30C0 AM62CA AQ06BQ 69 35A 76 37A 78 38A	
XA127	TT3	E2 29B	AQ0590	00	=		AQ 05 DATA INPUT GATE
XA127	YY3	E2 29A	(55)	01		AQ053A AQ051A AQ052A 62 29A 60 28A 53 28B	
XA118	YDD	GI 29A	AQ06BI	00	=		
			()	01		AQ0690 54 25A	
XA118	YDD	GN 26A	AQ06BN	00	=		
			()	01		AQCPGB 56 26A	AQ GATED CLOCK BUS - A
XA118	TDD	GP 25B	AQ06BP	00	=		AQ 06 - CLEAR
XA118	YDD	GP 24A	(47)	01		SPA013 52 24A	
XA118	TDD	GQ 26B	AQ06BQ	00	=		AQ 06 - PRESET
XA118	YDD	GQ 27B	(49)	01		SPA012 51 27B	
XA128	TT3	A1 04A	AQ061A	00	=		BUS TO AQ REG. - 06
XA128	YY3	A1 07A	(04)	01		AM60CA AQ08C0 D806A0 10 07A 08 06A 06 05A	
XA128	TT3	A2 03A	AQ062A	00	=		AQ RIGHT SHIFT 05 TO 06
XA128	YY3	A2 03B	(07)	01		AM10C0 AM12C0 AQ05BQ 05 03B 01 02B 03 02A	
XA128	TT3	A3 07B	AQ063A	00	=		AQ LEFT SHIFT 07 TO 06
XA128	YY3	A3 04B	(15)	01		AQ07BQ AM62CA AM30C0 09 04B 11 05B 13 06B	
XA127	TT3	E3 33B	AQ0690	00	=		AQ 06 DATA INPUT GATE
XA127	YY3	E3 30B	(63)	01		AQ062A AQ061A AQ063A 57 30B 59 31B 61 32B	
XA118	YDD	HI 22A	AQ07BI	00	=		
			()	01		AQ0790 48 22A	
XA118	YDD	HN 21A	AQ07BN	00	=		
			()	01		AQCPGB 46 21A	AQ GATED CLOCK BUS - A

DRAWING NUMBER 149012-860

UNIT ASSEMBLY NO. 149012

REV. E

INDEX

AQ07BP

UNIT ASSEMBLY NAME CARD CAGE ASSY, CPU L.H.

LOGIC

FILE IDENT

T39B2CP1

DATE 09-03-82

PAGE

92

CONNECTOR	CIRCUIT TYPE	GROUP	TEST POINTS		EQUATION	TERM	DESIGNATOR	FACTOR	COMMENT
			AND	OR					
XA118	TDD	HP	24B		AQ078P	00	=		AQ 07 - CLEAR
XA118	TDD	HP	23A		(45)	01		SPA013 50 23A	
XA118	TDD	HQ	23B		AQ078Q	00	=		AQ 07 - PRESET
XA118	TDD	HQ	22B		(43)	01		SPA012 41 22B	
XA128	TT3	B1	11A		AQ071A	00	=		BUS TO AQ REG. - 07
XA128	TT3	B1	14A		(20)	01		AM60CA AQ08C0 DB07A0 26 14A 24 13A 22 12A	
XA128	TT3	B2	09B		AQ072A	00	=		AQ RIGHT SHIFT 06 TO 07
XA128	TT3	B2	10A		(19)	01		AQ06B0 AM10C0 AM12C0 18 10A 14 09A 17 08B	
XA128	TT3	B3	13B		AQ073A	00	=		AQ LEFT SHIFT 08 TO 07
XA128	TT3	B3	10B		(27)	01		AQ08B0 AM52CA AM30C0 21 10B 23 11B 25 12B	
XA127	TT3	F1	36B		AQ0790	00	=		AQ 07 DATA INPUT GATE
XA127	TT3	F1	39B		(73)	01		AQ073A AQ071A AQ072A 79 39B 77 38B 75 37B	
					AQ088I	00	=		
XA118	TDD	J1	32A		()	01		AQ0890 68 32A	
					AQ088N	00	=		
XA118	TDD	JN	33A		()	01		AQ08C8 70 33A	AQ GATED CLOCK BUS - A
XA118	TDD	JP	31B		AQ088P	00	=		AQ 08 - CLEAR
XA118	TDD	JP	31A		(59)	01		SPA013 66 31A	
XA118	TDD	JQ	32B		AQ088Q	00	=		AQ 08 - PRESET
XA118	TDD	JQ	33B		(61)	01		SPA012 63 33B	
XA128	TT3	C1	17A		AQ081A	00	=		BUS TO AQ REG. - 08
XA128	TT3	C1	20A		(36)	01		AM60DA AQ08D0 DB08A0 42 20A 40 19A 38 18A	
XA128	TT3	C2	15B		AQ082A	00	=		AQ RIGHT SHIFT 07 TO 08
XA128	TT3	C2	16A		(31)	01		AM10D0 AQ07B0 AM12D0 34 16A 30 15A 29 14B	

DRAWING NUMBER 149012-860

UNIT ASSEMBLY NO. 149012 REV. E INDEX AQ083A

UNIT ASSEMBLY NAME CARD CAGE ASSY, CPU L.H.

LOGIC

FILE IDENT T39B2CP1 DATE 09-03-82 PAGE

93

CONNECTOR	CIRCUIT TYPE	GROUP	TEST POINTS AND OR	EQUATION	TEST	DESIGNATOR	FACTOR	COMMENT
XA128	TT3	C3	19B	AQ083A	00	=		AQ LEFT SHIFT 09 TO 08
XA128	YY3	C3	16B	(39)	01		AQ098Q AM62DA AM300D 33 16B 35 17B 37 18B	
XA127	TT3	F2	35B	AQ0890	00	=		AQ 08 DATA INPUT GATE
XA127	YY3	F2	36A	(74)	01		AQ081A AQ082A AQ083A 71 36A 72 34A 65 34B	
				AQ098I	00	=		
XA118	YDD	KI	29A	()	01		AQ0990 62 29A	
				AQ098N	00	=		
XA118	YDD	KN	28A	()	01		AQCPCB 60 28A	AQ GATED CLOCK BUS - A
XA118	YDD	KP	30B	AQ098P	00	=		AQ 09 - CLEAR
XA118	YDD	KP	30A	(57)	01		SPA013 64 30A	
XA118	YDD	KQ	29B	AQ098Q	00	=		AQ 09 - PRESET
XA118	YDD	KQ	28B	(55)	01		SPA012 53 28B	
XA128	TT3	D1	23A	AQ091A	00	=		BUS TO AQ REG. - 09
XA128	YY3	D1	26A	(50)	01		DB09A0 AQDB00 AM60DA 56 26A 54 25A 52 24A	
XA128	TT3	D2	23B	AQ092A	00	=		AQ RIGHT SHIFT 08 TO 09
XA128	YY3	D2	22A	(43)	01		AQ088Q AM1200 AM1000 48 22A 46 21A 41 22B	
XA128	TT3	D3	27B	AQ093A	00	=		AQ LEFT SHIFT 10 TO 09
XA128	YY3	D3	24B	(51)	01		AM300D AM62DA AQ108Q 45 24B 47 25B 49 26B	
XA127	TT3	F3	39A	AQ0990	00	=		AQ 09 DATA INPUT GATE
XA127	YY3	F3	35A	(80)	01		AQ092A AQ091A AQ093A 69 35A 76 37A 78 38A	
				AQ108I	00	=		
XA118	YDD	LI	38B	()	01		AQ1090 77 38B	
				AQ108N	00	=		
XA118	YDD	LN	39B	()	01		AQCPCB 79 39B	AQ GATED CLOCK BUS - A

DRAWING NUMBER 149012-860

UNIT ASSEMBLY NO. 149012

REV. E

INDEX

AQ10BP

UNIT ASSEMBLY NAME CARD CAGE ASSY, CPU L.H.

LOGIC

FILE IDENT T39B2CP1

DATE 09-03-82

PAGE

94

CONNECTOR	TEST POINT AND OR	GROUP	TEST POINTS AND OR	EQUATION	2 T E S T P O I N T S	LOGIC STATE	FACTOR	COMMENT
XA118	TDD LP	37A	AQ108P	00 =				AQ 10 - CLEAR
XA118	TDD LP	37B	(76)	01			SPA013 75 37B	
XA118	TDD LQ	38A	AQ108Q	00 =				AQ 10 - PRESET
XA118	TDD LQ	39A	(78)	01			SPA012 80 39A	
XA127	TT3 A1	04A	AQ101A	00 =				BUS TO AQ REG. - 10
XA127	TT3 A1	07A	(04)	01			AM600A AQ0800 DB10A0 10 07A 08 06A 06 05A	
XA127	TT3 A2	03A	AQ102A	00 =				AQ RIGHT SHIFT 09 TO 10
XA127	TT3 A2	03B	(07)	01			AM1200 AQ098Q AM1000 05 03B 01 02B 03 02A	
XA127	TT3 A3	07B	AQ103A	00 =				AQ LEFT SHIFT 11 TO 10
XA127	TT3 A3	04B	(15)	01			AQ118Q AM3000 AM620A 09 04B 11 05B 13 06B	
XA128	TT3 F1	36B	AQ1090	00 =				AQ 10 DATA INPUT GATE
XA128	TT3 F1	39B	(13)	01			AQ103A AQ101A AQ102A 79 39B 77 38B 75 37B	
			AQ118I	00 =				
XA118	TDD MI	36A	()	01			AQ1190 71 36A	
			AQ118M	00 =				
XA118	TDD MW	34A	()	01			AQCPCB 72 34A	AQ GATED CLOCK BUS - A
XA118	TDD MP	35A	AQ118P	00 =				AQ 11 - CLEAR
XA118	TDD MP	36B	(69)	01			SPA013 73 36B	
XA118	TDD MQ	35B	AQ118Q	00 =				AQ 11 - PRESET
XA118	TDD MQ	34B	(74)	01			SPA012 65 34B	
XA127	TT3 B1	11A	AQ111A	00 =				BUS TO AQ REG. - 11
XA127	TT3 B1	14A	(20)	01			DB11A0 AQ0800 AM600A 26 14A 24 13A 22 12A	
XA127	TT3 B2	09B	AQ112A	00 =				AQ RIGHT SHIFT 10 TO 11
XA127	TT3 B2	10A	(19)	01			AM1000 AQ108Q AM1200 18 10A 14 09A 17 08B	

DRAWING NUMBER 149012-860

UNIT ASSEMBLY NO. 149012

REV. E

INDEX AQ113A

UNIT ASSEMBLY NAME CARD CAGE ASSY, CPU L.H.

LOGIC

FILE IDENT T39B2CP1

DATE 09-03-82

PAGE 95

CONNECTOR	UNIT	TEST POINTS AND OR	EQUATION	TRN	LOGIC	FACTOR	COMMENT
XA127	TT3	B3 13B	AQ113A	00	=		
XA127	TT3	B3 10B	(27)	01		AQ128Q AM3000 AM62DA 21 10B 23 11B 25 12B	AQ LEFT SHIFT 12 TO 11
XA128	TT3	F2 35B	AQ1190	00	=		
XA128	TT3	F2 36A	(74)	01		AQ113A AQ111A AQ112A 71 36A 72 34A 65 34B	AQ 11 DATA INPUT GATE
XA117	TDD	AI 06A	AQ128I	00	=		
			()	01		AQ1290 08 06A	
XA117	TDD	AN 07A	AQ128N	00	=		
			()	01		AQCPGB 10 07A	AQ GATED CLOCK BUS - A
XA117	TDD	AP 05B	AQ128P	00	=		
XA117	TDD	AP 05A	(11)	01		SPA009 06 05A	AQ 12 - CLEAR
XA117	TDD	AQ 06B	AQ128Q	00	=		
XA117	TDD	AQ 07B	(13)	01		SPA008 15 07B	AQ 12 - PRESET
XA127	TT3	C1 17A	AQ121A	00	=		
XA127	TT3	C1 20A	(36)	01		DB12A0 AQDBD0 AM60DA 42 20A 40 19A 38 18A	BUS TO AQ REG. - 12
XA127	TT3	C2 15B	AQ122A	00	=		
XA127	TT3	C2 16A	(31)	01		AQ119Q AM1200 AM1000 34 16A 30 15A 29 14B	AQ RIGHT SHIFT 11 TO 12
XA127	TT3	C3 19B	AQ123A	00	=		
XA127	TT3	C3 16B	(39)	01		AM3000 AM62DA AQ13BQ 33 16B 35 17B 37 18B	AQ LEFT SHIFT 13 TO 12
XA128	TT3	F3 39A	AQ1290	00	=		
XA128	TT3	F3 35A	(80)	01		AQ122A AQ121A AQ123A 69 35A 76 37A 78 38A	AQ 12 DATA INPUT GATE
XA117	TDD	BI 03B	AQ138I	00	=		
			()	01		AQ1390 05 03B	
XA117	TDD	BN 02B	AQ138N	00	=		
			()	01		AQCPGB 01 02B	AQ GATED CLOCK BUS - A

DRAWING NUMBER 149012-860

UNIT ASSEMBLY NO. 149012

REV. E

INDEX AQ13BP

UNIT ASSEMBLY NAME CARD CAGE ASSY, CPU L.H.

LOGIC

FILE IDENT T39B2CP1

DATE 09-03-82

PAGE

96

CONNECTOR	TYPE	BOU	TEST POINTS AND/OR	EQUATION	TEST POINTS	LOGIC	FACTOR	COMMENT
XA117	TDD	BP	04B	AQ13BP	00 =			AQ 13 - CLEAR
XA117	TDD	BP	04A	(09)	01		SPA009 04 04A	
XA117	TDD	BQ	03A	AQ13BQ	00 =			AQ 13 - PRESET
XA117	TDD	BQ	02A	(07)	01		SPA008 03 02A	
XA127	TT3	D1	23A	AQ131A	00 =			BUS TO AQ REG. - 13
XA127	TT3	D1	26A	(50)	01		AQ0800 AM60DA D813A0 56 26A 54 25A 52 24A	
XA127	TT3	D2	23B	AQ132A	00 =			AQ RIGHT SHIFT 12 TO 13
XA127	TT3	D2	22A	(43)	01		AM1000 AM1200 AQ12BQ 48 22A 46 21A 41 22B	
XA127	TT3	D3	27B	AQ133A	00 =			AQ LEFT SHIFT 14 TO 13
XA127	TT3	D3	24B	(51)	01		AM3000 AM62DA AQ14BQ 45 24B 47 25B 49 26B	
XA129	TT3	A3	07B	AQ1390	00 =			AQ 13 DATA INPUT GATE
XA129	TT3	A3	04B	(15)	01		AQ132A AQ131A AQ133A 09 04B 11 05B 13 06B	
				AQ148I	00 =			
XA117	TDD	CI	13A	()	01		AQ1490 24 13A	
				AQ148M	00 =			
XA117	TDD	CR	14A	()	01		AQCPGB 26 14A	AQ GATED CLOCK BUS - A
XA117	TDD	CP	11B	AQ148P	00 =			AQ 14 - CLEAR
XA117	TDD	CP	12A	(23)	01		SPA009 22 12A	
XA117	TDD	CQ	12B	AQ148Q	00 =			AQ 14 - PRESET
XA117	TDD	CQ	13B	(25)	01		SPA008 27 13B	
XA126	TT3	A1	04A	AQ141A	00 =			BUS TO AQ REG. - 14
XA126	TT3	A1	07A	(04)	01		AM60DA AQ0800 D814A0 10 07A 08 06A 06 05A	
XA126	TT3	A2	03A	AQ142A	00 =			AQ RIGHT SHIFT 13 TO 14
XA126	TT3	A2	03B	(07)	01		AM1000 AM1200 AQ13BQ 05 03B 01 02B 03 02A	

DRAWING NUMBER 149012-860

UNIT ASSEMBLY NO. 149012

REV. E

INDEX

AQ143A

LOGIC

UNIT ASSEMBLY NAME CARD CAGE ASSY, CPU L.H.

FILE IDENT

T39B2CP1

DATE

09-03-82

PAGE

97

CONNECTOR	TEST POINT	GROUP	TEST POINTS		EQUATION	TEST	DESIGNATOR	FACTOR	COMMENT
			AND	OR					
XA126	TT3	A3	07B		AQ143A	00	=		AQ LEFT SHIFT 15 TO 14
XA126	TT3	A3	04B		(15)	01		AQ158Q AM62DA AM3000 09 04B 11 05B 13 06B	
XA125	TT3	E1	30A		AQ1490	00	=		AQ 14 DATA INPUT GATE
XA125	TT3	E1	33A		(64)	01		AQ143A AQ141A AQ142A 70 33A 68 32A 66 31A	
					AQ158Y	00	=		
XA117	YDD	DI	10A		()	01		AQ1590 18 10A	
					AQ158N	00	=		
XA117	YDD	DN	09A		()	01		AQCPCB 14 09A	AQ GATED CLOCK BUS - A
XA117	TDD	DP	10B		AQ158P	00	=		AQ 15 - CLEAR
XA117	YDD	DP	11A		(21)	01		SPA009 20 11A	
XA117	TDD	DQ	09B		AQ158Q	00	=		AQ 15 - PRESET
XA117	YDD	DQ	08B		(19)	01		SPA008 17 08B	
XA126	TT3	B1	11A		AQ151A	00	=		BUS TO AQ REG. - 15
XA126	TT3	B1	14A		(20)	01		AM600A AQ0BDO DB15A0 26 14A 24 13A 22 12A	
XA126	TT3	B2	09B		AQ152A	00	=		AQ RIGHT SHIFT 14 TO 15
XA126	TT3	B2	10A		(19)	01		AM1200 AM1000 AQ148Q 18 10A 14 09A 17 08B	
XA126	TT3	B3	13B		AQ153A	00	=		AQ LEFT SHIFT 16 TO 15
XA126	TT3	B3	10B		(27)	01		AM3000 AM62DA AQ168Q 21 10B 23 11B 25 12B	
XA125	TT3	E2	29B		AQ1590	00	=		AQ 15 DATA INPUT GATE
XA125	TT3	E2	29A		(55)	01		AQ151A AQ152A AQ153A 62 29A 60 28A 53 28B	
					AQ168I	00	=		
XA117	YDD	EI	19A		()	01		AQ1690 40 19A	
					AQ168N	00	=		
XA117	YDD	EN	20A		()	01		AQCPCB 42 20A	AQ GATED CLOCK BUS - A

DRAWING NUMBER 149012-860

UNIT ASSEMBLY NO. 149012 REV. E INDEX AQ16BP

UNIT ASSEMBLY NAME CARD CAGE ASSY, CPU L.H.

LOGIC

FILE IDENT T39B2CP1 DATE 09-03-82 PAGE 98

CONNECTOR	GROUP	POINT AND/OR	EQUATION	TEST POINTS AND/OR	TERMINAL	DIAGNOSTIC	FACTOR	COMMENT
XA117	TDD	EP 17B	AQ168P		00	=		AQ 16 - CLEAR
XA117	TDD	EP 18A	(35)		01	=	SPA009 38 18A	
XA117	TDD	EQ 18B	AQ168Q		00	=		AQ 16 - PRESET
XA117	TDD	EQ 19B	(37)		01	=	SPA010 39 19B	
XA126	TT3	C1 17A	AQ161A		00	=		BUS TO AQ REG. - 16
XA126	TT3	C1 20A	(36)		01	=	AM60EA AQDBE0 DB16A0 42 20A 40 19A 38 18A	
XA131	TD4	D1 25B	AQ162A		00	=		AQ RIGHT SHIFT 15 TO 16
XA131	TD4	D1 26A	(47)		01	=	C085CA AM12E0 AM10E0 AQ15B0 56 26A 54 25A 52 24A 49 26B	
XA131	TD4	D2 24B	AQ163A		00	=		AQ LEFT SHIFT 17 TO 16
XA131	TD4	D2 23A	(45)		01	=	AQ17B0 AQ166A AM62EA AM30E0 50 23A 48 22A 46 21A 43 23B	
XA132	TS8	C1 17B	AQ164A		00	=		AQ 31 TO AQ 16
XA132	TS8	C1 20A	(35)		01	=	AM10E0 AM12E0 SPA018 SPA017 SPA019 AY25C0 AQ31C0 C085C0 42 20A 40 19A 38 18A 36 17A 34 16A 30 15A 31 15B 37 18B	
XA126	TT3	C2 15B	AQ165A		00	=		AQ 16 TO AQ 16
XA126	TT3	C2 18A	(31)		01	=	AQ16B0 AQ1660 AM30E0 34 16A 30 15A 29 14B	
XA111	TD4	F2 35A	AQ166A		00	=		SHIFT HALF ALGER
XA111	TD4	F2 36B	(69)		01	=	AY23BP C085C0 C0A2C0 AY25BP 73 36B 71 36A 72 34A 74 35B	
XA114	TQ2	B3 10B	AQ1660		00	=		SHIFT AQ HALF ALGEBRAIC - 0
XA114	TQ2	B3 08B	(21)		01	=	SPA004 AQ166A 17 08B 19 09B	
XA122	TS8	B1 11B	AQ1690		00	=		AQ 16 DATA INPUT GATE
XA122	TS8	B1 14A	(23)		01	=	AQ164A AQ161A AQ163A AQ165A SPA017 SPA016 SPA018 AQ162A 26 14A 24 13A 22 12A 20 11A 18 10A 16 09A 19 09B 25 12B	
			AQ17BI		00	=		
XA117	TDD	FI 16A	()		01	=	AQ1790 34 16A	
			AQ17BN		00	=		
XA117	TDD	FN 15A	()		01	=	AQCPCB 30 15A	AQ GATED CLOCK BUS - A

DRAWING NUMBER 149012-860

UNIT ASSEMBLY NO. 149012

REV. E

INDEX

AQ17BP

UNIT ASSEMBLY NAME CARD CAGE ASSY, CPU L.H.

LOGIC

FILE IDENT

T39B2CP1

DATE

09-03-82

PAGE

99

CONNECTOR	TEST POINT	TEST POINT AND/OR	EQUATION	J TEST	REVISION	FACTOR	COMMENT
XA117	TDD	FP 16B	AQ178P	00	=		AQ 17 - CLEAR
XA117	YDD	FP 17A	(33)	01		SPA009 36 17A	
XA117	TDD	FQ 15B	AQ178Q	00	=		AQ 17 - PRESET
XA117	YDD	FQ 14B	(31)	01		SPA010 29 14B	
XA126	TT3	D1 23A	AQ171A	00	=		BUS TO AQ REG. - 17
XA126	YY3	D1 26A	(50)	01		D817A0 AQDBE0 AM60EA 56 26A 54 25A 52 24A	
XA126	TT3	D2 23B	AQ172A	00	=		AQ RIGHT SHIFT 16 TO 17
XA126	YY3	D2 22A	(43)	01		AM10E0 AQ168Q AM12E0 48 22A 46 21A 41 22B	
XA126	TT3	D3 27B	AQ173A	00	=		AQ LEFT SHIFT 18 TO 17
XA126	YY3	D3 24B	(51)	01		AQ188Q AM62EA AM30E0 45 24B 47 25B 49 26B	
XA125	TT3	E3 33B	AQ1790	00	=		AQ 17 DATA INPUT GATE
XA125	YY3	E3 30B	(63)	01		AQ172A AQ171A AQ173A 57 30B 59 31B 61 32B	
			AQ188I	00	=		
XA117	YDD	GI 25A	()	01		AQ1890 54 25A	
			AQ188N	00	=		
XA117	YDD	GN 26A	()	01		AQCPCB 56 26A	AQ GATED CLOCK BUS - A
XA117	TDD	GP 25B	AQ188P	00	=		AQ 18 - CLEAR
XA117	YDD	GP 24A	(47)	01		SPA009 52 24A	
XA117	TDD	GQ 26B	AQ188Q	00	=		AQ 18 - PRESET
XA117	YDD	GQ 27B	(49)	01		SPA010 51 27B	
XA126	TT3	E1 30A	AQ181A	00	=		BUS TO AQ REG. - 18
XA126	YY3	E1 33A	(64)	01		AM60EA AQDBE0 D818A0 70 33A 68 32A 66 31A	
XA126	TT3	E2 29B	AQ182A	00	=		AQ RIGHT SHIFT 17 TO 18
XA126	YY3	E2 29A	(55)	01		AM10E0 AQ178Q AM12E0 62 29A 60 28A 53 28B	

DRAWING NUMBER 149012-860

UNIT ASSEMBLY NO. 149012

REV. E

INDEX

AQ183A

UNIT ASSEMBLY NAME CARD CAGE ASSY, CPU L.H.

LOGIC

FILE IDENT

T39B2CP1

DATE 09-03-82

PAGE

100

CONNECTOR	CIRCUIT TYPE	GROUP	TEST POINTS AND/OR	EQUATION	TERM. VALUE	RELATIONSHIP	FACTOR	COMMENT
XA126	TT3	E3	33B	AQ183A	00	=		AQ LEFT SHIFT 19 TO 18
XA126	TT3	E3	30B	(63)	01		AM30E0 AM62EA AQ198Q 57 30B 59 31B 61 32B	
XA124	TT3	E1	30A	AQ1890	00	=		AQ 18 DATA INPUT GATE
XA124	TT3	E1	33A	(64)	01		AQ183A AQ181A AQ182A 70 33A 68 32A 66 31A	
				AQ198I	00	=		
XA117	T00	HI	22A	()	01		AQ1990 48 22A	
				AQ198N	00	=		
XA117	T00	HW	21A	()	01		AQCPCB 46 21A	AO GATED CLOCK BUS - A
XA117	T00	HP	24B	AQ198P	00	=		AQ 19 - CLEAR
XA117	T00	HP	23A	(45)	01		SPA009 50 23A	
XA117	T00	HQ	23B	AQ198Q	00	=		AQ 19 - PRESET
XA117	T00	HQ	22B	(63)	01		SPA010 41 22B	
XA126	TT3	F1	36B	AQ191A	00	=		BUS TO AQ REG. - 19
XA126	TT3	F1	39B	(73)	01		DB19A0 AM60EA AQDBE0 79 39B 77 38B 75 37B	
XA126	TT3	F2	35B	AQ192A	00	=		AQ RIGHT SHIFT 18 TO 19
XA126	TT3	F2	36A	(74)	01		AM12E0 AM10E0 AQ1880 71 36A 72 34A 65 34B	
XA126	TT3	F3	39A	AQ193A	00	=		AQ LEFT SHIFT 20 TO 19
XA126	TT3	F3	35A	(80)	01		AM30E0 AM62EA AQ208Q 69 35A 76 37A 78 38A	
XA124	TT3	E2	29B	AQ1990	00	=		AQ 19 DATA INPUT GATE
XA124	TT3	E2	29A	(55)	01		AQ193A AQ191A AQ192A 62 29A 60 28A 53 28B	
				AQ208I	00	=		
XA117	T00	J1	32A	()	01		AQ2090 68 32A	
				AQ208N	00	=		
XA117	T00	JN	33A	()	01		AQCPCB 70 33A	AO GATED CLOCK BUS - A

DRAWING NUMBER 149012-860

UNIT ASSEMBLY NO. 149012

REV. E

INDEX

AQ20BP

UNIT ASSEMBLY NAME CARD CAGE ASSY, CPU L.H.

LOGIC

FILE IDENT T39B2CP1

DATE 09-03-82

PAGE

101

CONNECTOR	LOGIC TYPE	GROUP	TEST POINTS AND OR	EQUATION	TEST	DESIGN FACTOR	FACTOR	COMMENT
XA117	TDD	JP	31B	AQ20BP	00	=		AQ 20 - CLEAR
XA117	TDD	JP	31A	(59)	01		SPA011 66 31A	
XA117	TDD	JQ	32B	AQ20BQ	00	=		AQ 20 - PRESET
XA117	TDD	JQ	33B	(61)	01		SPA010 63 33B	
XA125	TT3	A1	04A	AQ201A	00	=		BUS TO AQ REG. - 20
XA125	YY3	A1	07A	(04)	01		AM60EA AQDBEO DB20AO 10 07A 08 06A 06 05A	
XA125	TT3	A2	03A	AQ202A	00	=		AQ RIGHT SHIFT 19 TO 20
XA125	YY3	A2	03B	(07)	01		AM12EO AQ19BQ AM10EO 05 03B 01 02B 03 02A	
XA125	TT3	A3	07B	AQ203A	00	=		AQ LEFT SHIFT 21 TO 20
XA125	YY3	A3	04B	(15)	01		AQ21BQ AM30EO AM62EA 09 04B 11 05B 13 06B	
XA124	TT3	E3	33B	AQ2090	00	=		AQ 20 DATA INPUT GATE
XA124	YY3	E3	30B	(63)	01		AQ202A AQ201A AQ203A 57 30B 59 31B 61 32B	
				AQ21BI	00	=		
XA117	TDD	KI	29A	()	01		AQ2190 62 29A	
				AQ21BN	00	=		
XA117	TDD	KN	28A	()	01		AQCPCB 60 28A	AQ GATED CLOCK BUS - A
XA117	TDD	KP	30B	AQ21BP	00	=		AQ 21 - CLEAR
XA117	TDD	KP	30A	(57)	01		SPA011 64 30A	
XA117	TDD	KQ	29B	AQ21BQ	00	=		AQ 21 - PRESET
XA117	TDD	KQ	28B	(55)	01		SPA010 53 28B	
XA125	TT3	B1	11A	AQ211A	00	=		BUS TO AQ REG. - 21
XA125	YY3	B1	14A	(20)	01		AM60EA AQDBEO DB21AO 26 14A 24 13A 22 12A	
XA125	TT3	B2	09B	AQ212A	00	=		AQ RIGHT SHIFT 20 TO 21
XA125	YY3	B2	10A	(19)	01		AM10EO AQ20BQ AM12EO 18 10A 14 09A 17 08B	

DRAWING NUMBER 149012-860

UNIT ASSEMBLY NO. 149012 REV. E INDEX AQ213A

UNIT ASSEMBLY NAME CARD CAGE ASSY, CPU L.H.

LOGIC

FILE IDENT T39B2CP1 DATE 09-03-82 PAGE

102

CONNECTOR	CIRCUIT GROUP	GROUP	TEST POINTS	EQUATION	TEST	DESCR.	FACTOR	COMMENT
			AND OR					
KA125	TT3	B3	13B	AQ213A	00	=		AQ LEFT SHIFT 22 TO 21
KA125	TT3	B3	10B	(27)	01		AM62EA AM30E0 AQ22BQ 21 10B 23 11B 25 12B	
KA124	TT3	F1	36B	AQ2190	00	=		AQ 21 DATA INPUT GATE
KA124	TT3	F1	39B	(73)	01		AQ213A AQ211A AQ212A 79 39B 77 38B 75 37B	
				AQ22B1	00	=		
KA117	T00	LI	38B	()	01		AQ2290 77 38B	
				AQ22BN	00	=		
KA117	T00	LN	39B	()	01		AQCPCB 79 39B	AQ GATED CLOCK BUS - A
KA117	T00	LP	37A	AQ22BP	00	=		AQ 22 - CLEAR
KA117	T00	LP	37B	(76)	01		SPA011 75 37B	
KA117	T00	LQ	38A	AQ22BQ	00	=		AQ 22 - PRESET
KA117	T00	LQ	39A	(78)	01		SPA010 80 39A	
KA125	TT3	C1	17A	AQ221A	00	=		BUS TO AQ REG. - 22
KA125	TT3	C1	20A	(36)	01		DB22A0 AQ08E0 AM60EA 42 20A 40 19A 38 18A	
KA125	TT3	C2	15B	AQ222A	00	=		AQ RIGHT SHIFT 21 TO 22
KA125	TT3	C2	16A	(31)	01		AM10E0 AQ21B0 AM12E0 34 15A 30 15A 29 14B	
KA125	TT3	C3	19B	AQ223A	00	=		AQ LEFT SHIFT 23 TO 22
KA125	TT3	C3	16B	(39)	01		AM62EA AQ23BQ AM30E0 33 16B 35 17B 37 18B	
KA124	TT3	F2	35B	AQ2290	00	=		AQ 22 DATA INPUT GATE
KA124	TT3	F2	36A	(74)	01		AQ221A AQ222A AQ223A 71 36A 72 34A 65 34B	
				AQ23B1	00	=		
KA117	T00	MI	36A	()	01		AQ2390 71 36A	
				AQ23BN	00	=		
KA117	T00	MN	34A	()	01		AQCPCB 72 34A	AQ GATED CLOCK BUS - A

DRAWING NUMBER 149012-860

UNIT ASSEMBLY NO. 149012

REV. E

INDEX

AQ23BP

UNIT ASSEMBLY NAME CARD CAGE ASSY, CPU L.H.

LOGIC

FILE IDENT

T39B2CP1

DATE 09-03-82

PAGE

103

CONNECTOR	CIRCUIT TYPE	GROUP	TEST POINTS AND/OR	EQUATION	TEST POINT	LOGIC	FACTOR	COMMENT
XA117	TDD	MP	35A	AQ238P	00	=		AQ 23 - CLEAR
XA117	TDD	MP	36B	(69)	01		SPA011 73 36B	
XA117	TDD	MQ	35B	AQ238Q	00	=		AQ 23 - PRESET
XA117	TDD	MQ	34B	(74)	01		SPA010 65 34B	
XA125	TT3	D1	23A	AQ231A	00	=		BUS TO AQ REG. - 23
XA125	TY3	D1	26A	(50)	01		AM60EA AQ0BE0 DB23A0 26 26A 34 23A 32 24A	
XA125	TT3	D2	23B	AQ232A	00	=		AQ RIGHT SHIFT 22 TO 23
XA125	TY3	D2	22A	(43)	01		AQ22BQ AM10E0 AM12E0 48 22A 46 21A 41 22B	
XA125	TT3	D3	27B	AQ233A	00	=		AQ LEFT SHIFT 24 TO 23
XA125	TY3	D3	24B	(51)	01		AQ24BQ AM62EA AM30E0 45 24B 47 25B 49 26B	
XA124	TT3	F3	39A	AQ2390	00	=		AQ 23 DATA INPUT GATE
XA124	TY3	F3	35A	(80)	01		AQ232A AQ231A AQ233A 69 35A 76 37A 78 38A	
				AQ248I	00	=		
XA116	TDD	AI	06A	()	01		AQ2490 08 06A	
				AQ248N	00	=		
XA116	TDD	AN	07A	()	01		AQCP08 10 07A	AQ GATED CLOCK BUS - A
XA116	TDD	AP	05B	AQ248P	00	=		AQ 24 - CLEAR
XA116	TDD	AP	05A	(11)	01		SPA007 06 05A	
XA116	TDD	AQ	06B	AQ248Q	00	=		AQ 24 - PRESET
XA116	TDD	AQ	07B	(13)	01		SPA006 15 07B	
XA124	TT3	A1	04A	AQ241A	00	=		BUS TO AQ REG. - 24
XA124	TY3	A1	07A	(04)	01		AM60FA DB24A0 AQ08F0 10 07A 08 06A 06 05A	
XA124	TT3	A2	03A	AQ242A	00	=		AQ RIGHT SHIFT 23 TO 24
XA124	TY3	A2	03B	(07)	01		AM10F0 AQ23BQ AM12F0 05 03B 01 02B 03 02A	

DRAWING NUMBER 149012-860

UNIT ASSEMBLY NO. 149012

REV. E

INDEX

AQ243A

UNIT ASSEMBLY NAME CARD CAGE ASSY, CPU L.H.

LOGIC

FILE IDENT T39B2CP1

DATE 09-03-82

PAGE

104

CONNECTOR	CIRCUIT TYPE	GROUP	TEST POINTS AND/OR	EQUATION	TERM	ORIG. PART	FACTOR	COMMENT
KA124	TT3	A3	07B	AQ243A	00	=		AQ LEFT SHIFT 25 TO 24
KA124	TT3	A3	04B	(15)	01		AQ25BQ AM62FA AM30FO 09 04B 11 05B 13 06B	
KA125	TT3	F1	36B	AQ2490	00	=		AQ 24 DATA INPUT GATE
KA125	TT3	F1	39B	(173)	01		AQ243A AQ241A AQ242A 79 39B 77 38B 75 37B	
				AQ25BI	00	=		
KA116	T0D	B1	03B	()	01		AQ2590 05 03B	
				AQ25BN	00	=		
KA116	T0D	BN	02B	()	01		AQCPCB 01 02B	AO GATED CLOCK BUS - A
KA116	T0D	BP	04B	AQ25BP	00	=		AQ 25 - CLEAR
KA116	T0D	BP	04A	(09)	01		SPA007 04 04A	
KA116	T0D	BQ	03A	AQ25BQ	00	=		AQ 25 - PRESET
KA116	T0D	BQ	02A	(07)	01		SPA006 03 02A	
KA124	TT3	B1	11A	AQ251A	00	=		BUS TO AQ REG. - 25
KA124	TT3	B1	14A	(20)	01		AQDBFO DB25A0 AM60FA 26 14A 24 13A 22 12A	
KA124	TT3	B2	09B	AQ252A	00	=		AQ RIGHT SHIFT 24 TO 25
KA124	TT3	B2	10A	(19)	01		AQ24BQ AM12FO AM10FO 18 10A 14 09A 17 08B	
KA124	TT3	B3	13B	AQ253A	00	=		AQ LEFT SHIFT 26 TO 25
KA124	TT3	B3	10B	(27)	01		AM30FO AM62FA AQ26BQ 21 10B 23 11B 25 12B	
KA125	TT3	F2	35B	AQ2590	00	=		AQ 25 DATA INPUT GATE
KA125	TT3	F2	36A	(74)	01		AQ253A AQ251A AQ252A 71 36A 72 34A 65 34B	
				AQ26BI	00	=		
KA116	T0D	C1	13A	()	01		AQ2690 24 13A	
				AQ26BN	00	=		
KA116	T0D	CN	14A	()	01		AQCPCB 26 14A	AO GATED CLOCK BUS - A

DRAWING NUMBER 149012-860

UNIT ASSEMBLY NO. 149012

REV. E

INDEX

AQ26BP

LOGIC

UNIT ASSEMBLY NAME CARD CAGE ASSY, CPU L.H.

FILE IDENT T39B2CP1

DATE 09-03-82

PAGE

105

CONNECTOR	UNIT TYPE	TEST POINTS AND/OR	EQUATION	TEST POINT	DESIGNATOR	FACTOR	COMMENT
XA116	TDD	CP 11B	AQ268P	00	=		AQ 26 - CLEAR
XA116	TDD	CP 12A	(23)	01		SPA007 22 12A	
XA116	TDD	CQ 12B	AQ268Q	00	=		AQ 26 - PRESET
XA116	TDD	CQ 13B	(25)	01		SPA006 27 13B	
XA123	TT3	A1 04A	AQ261A	00	=		BUS TO AQ REG. - 26
XA123	TT3	A1 07A	(04)	01		AQ0BFO AM60FA DB26A0 10 07A 08 06A 06 05A	
XA123	TT3	A2 03A	AQ262A	00	=		AQ RIGHT SHIFT 25 TO 26
XA123	TT3	A2 05B	(07)	01		AQ25BQ AM10FO AM12FO 05 03B 01 02B 03 02A	
XA123	TT3	A3 07B	AQ263A	00	=		AQ LEFT SHIFT 27 TO 26
XA123	TT3	A3 04B	(15)	01		AQ27BQ AM30FO AM62FA 09 04B 11 05B 13 06B	
XA125	TT3	F3 39A	AQ2690	00	=		AQ 26 DATA INPUT GATE
XA125	TT3	F3 35A	(80)	01		AQ262A AQ261A AQ263A 69 35A 76 37A 78 38A	
XA116	TDD	DI 10A	AQ278I	00	=		
			()	01		AQ2790 18 10A	
XA116	TDD	DN 09A	AQ278N	00	=		AQ GATED CLOCK BUS - A
			()	01		AQCPCB 14 09A	
XA116	TDD	DP 10B	AQ278P	00	=		AQ 27 - CLEAR
XA116	TDD	DP 11A	(21)	01		SPA007 20 11A	
XA116	TDD	DQ 09B	AQ278Q	00	=		AQ 27 - PRESET
XA116	TDD	DQ 08B	(19)	01		SPA006 17 08B	
XA123	TT3	B1 11A	AQ271A	00	=		BUS TO AQ REG. - 27
XA123	TT3	B1 14A	(20)	01		AM60FA DB27A0 AQ0BFO 26 14A 24 13A 22 12A	
XA123	TT3	B2 09B	AQ272A	00	=		AQ RIGHT SHIFT 26 TO 27
XA123	TT3	B2 10A	(19)	01		AM10FO AM12FO AQ26BQ 18 10A 14 09A 17 08B	

DRAWING NUMBER 149012-860

UNIT ASSEMBLY NO. 149012

REV. E

INDEX

AQ273A

LOGIC

UNIT ASSEMBLY NAME CARD CAGE ASSY, CPU L.H.

FILE IDENT T39B2CP1

DATE 09-03-82

PAGE

106

CONNECTOR	GROUP	TEST POINTS AND/OR	EQUATION	3 TERM	LOGIC	FACTOR	COMMENT
XA123	TT3	B3 13B	AQ273A	00 =			
XA123	TT3	B3 10B	(27)	01		AQ288Q AM62FA AM30FO 21 10B 23 11B 25 12B	AQ LEFT SHIFT 28 TO 27
XA124	TT3	C1 17A	AQ2790	00 =			
XA124	TT3	C1 20A	(36)	01		AQ273A AQ271A AQ272A 42 20A 40 19A 38 18A	AQ 27 DATA INPUT GATE
XA116	TDD	E1 19A	AQ288I	00 =			
XA116	TDD	E1 19A	()	01		AQ2890 40 19A	
XA116	TDD	EN 20A	AQ288N	00 =			
XA116	TDD	EN 20A	()	01		AQCPCB 42 20A	AQ GATED CLOCK BUS - A
XA116	TDD	EP 17B	AQ288P	00 =			
XA116	TDD	EP 18A	(35)	01		SPA007 38 18A	AQ 28 - CLEAR
XA116	TDD	EQ 18B	AQ288Q	00 =			
XA116	TDD	EQ 19B	(37)	01		SPA006 39 19B	AQ 28 - PRESET
XA123	TT3	C1 17A	AQ281A	00 =			
XA123	TT3	C1 20A	(36)	01		AM60FA AQ08FO DB28A0 42 20A 40 19A 38 18A	BUS TO AQ REG. - 28
XA123	TT3	C2 15B	AQ282A	00 =			
XA123	TT3	C2 16A	(31)	01		AM10FO AQ278Q AM12FO 34 16A 30 15A 29 14B	AQ RIGHT SHIFT 27 TO 28
XA123	TT3	C3 19B	AQ283A	00 =			
XA123	TT3	C3 16B	(39)	01		AM30FO AM62FA AQ298Q 33 16B 35 17B 37 16B	AQ LEFT SHIFT 29 TO 28
XA124	TT3	C2 15B	AQ2890	00 =			
XA124	TT3	C2 16A	(31)	01		AQ283A AQ281A AQ282A 34 16A 30 15A 29 14B	AQ 28 DATA INPUT GATE
XA116	TDD	FI 16A	AQ298I	00 =			
XA116	TDD	FI 16A	()	01		AQ2990 34 16A	
XA116	TDD	FN 15A	AQ298N	00 =			
XA116	TDD	FN 15A	()	01		AQCPCB 30 15A	AQ GATED CLOCK BUS - A

DRAWING NUMBER 149012-860

UNIT ASSEMBLY NO. 149012

REV. E

INDEX

AQ29BP

LOGIC

UNIT ASSEMBLY NAME CARD CAGE ASSY, CPU L.H.

FILE IDENT T39B2CP1

DATE 09-03-82

PAGE

107

CONNECTOR	TYPE	GROUP	TEST POINTS AND/OR	EQUATION	TERM	DESIGN DATE	FACTOR	COMMENT
XA116	TDD	FP	16B	AQ298P	00	=		AQ 29 - CLEAR
XA116	TDD	FP	17A	(33)	01		SPA007 36 17A	
XA116	TDD	FQ	15B	AQ298Q	00	=		AQ 29 - PRESET
XA116	TDD	FQ	14B	(31)	01		SPA006 29 14B	
XA123	TT3	D1	23A	AQ291A	00	=		BUS TO AQ REG. - 29
XA123	TT3	D1	26A	(50)	01		AM60FA AQ08F0 D029A0 56 26A 54 25A 52 24A	
XA123	TT3	D2	23B	AQ292A	00	=		AQ RIGHT SHIFT 28 TO 29
XA123	TT3	D2	22A	(43)	01		AM10F0 AQ28B0 AM12F0 48 22A 46 21A 41 22B	
XA123	TT3	D3	27B	AQ293A	00	=		AQ LEFT SHIFT 30 TO 29
XA123	TT3	D3	24B	(51)	01		AM30F0 AM62FA AQ30B0 45 24B 47 25B 49 26B	
XA124	TT3	C3	19B	AQ2990	00	=		AQ 29 DATA INPUT GATE
XA124	TT3	C3	16B	(39)	01		AQ292A AQ291A AQ293A 33 16B 32 17B 37 18B	
XA116	TDD	GY	25A	AQ308I	00	=		
				()	01		AQ3090 54 25A	
XA116	TDD	GN	26A	AQ308N	00	=		AQ GATED CLOCK BUS - A
				()	01		AQCPCB 56 26A	
XA116	TDD	GP	25B	AQ308P	00	=		AQ 30 - CLEAR
XA116	TDD	GP	24A	(47)	01		SPA007 52 24A	
XA116	TDD	GQ	26B	AQ308Q	00	=		AQ 30 - PRESET
XA116	TDD	GQ	27B	(49)	01		SPA008 51 27B	
XA123	TT3	E1	30A	AQ301A	00	=		BUS TO AQ REG. - 30
XA123	TT3	E1	33A	(64)	01		AM60FA AQ08F0 D030A0 70 33A 68 32A 66 31A	
XA123	TT3	E2	29B	AQ302A	00	=		AQ RIGHT SHIFT 29 TO 30
XA123	TT3	E2	29A	(55)	01		AM10F0 AQ29B0 AM12F0 62 29A 60 28A 53 28B	

DRAWING NUMBER 149012-860

UNIT ASSEMBLY NO. 149012

REV. E

INDEX

AQ303A

LOGIC

UNIT ASSEMBLY NAME CARD CAGE ASSY, CPU L.H.

FILE IDENT T39B2CP1

DATE 09-03-82

PAGE

108

CONNECTOR	CIRCUIT TYPE	GROUP	TEST POINTS AND/OR	EQUATION	TERM 2	ORIG. NATOR	FACTOR	COMMENT
KA123	TT3	E3	33B	AQ303A	00	=		AQ LEFT SHIFT 31 TO 30
KA123	TT3	E3	30B	(63)	01		AM30F0 AM62FA AQ31BQ 57 30B 59 31B 61 32B	
KA115	TT3	D3	27B	AQ3090	00	=		AQ 30 DATA INPUT GATE
KA115	TT3	D3	24B	(51)	01		AQ302A AQ303A AQ301A 45 24B 47 25B 49 26B	
KA116	TDD	HI	22A	AQ318I	00	=		
KA116	TDD	HI	22A	()	01		AQ3190 48 22A	
KA116	TDD	HN	21A	AQ318N	00	=		
KA116	TDD	HN	21A	()	01		AQCPCB 46 21A	AQ GATED CLOCK BUS - A
KA116	TDD	HP	24B	AQ318P	00	=		AQ 31 - CLEAR
KA116	TDD	HP	23A	(45)	01		SPA007 50 23A	
KA116	TDD	HQ	23B	AQ318Q	00	=		AQ 31 - PRESET
KA116	TDD	HQ	22B	(43)	01		SPA008 41 22B	
KA114	TQ2	B4	13B	AQ31C0	00	=		AQ 31 TRUE OUTPUT - UNLOAD
KA114	TQ2	B4	11B	(27)	01		SPA004 AQ318P 23 11B 25 12B	
KA123	TT3	F1	36B	AQ311A	00	=		BUS TO AQ REG. - 31
KA123	TT3	F1	39B	(73)	01		DB31A0 AM60FA AQ08F0 79 39B 77 38B 75 37B	
KA123	TT3	F2	35B	AQ312A	00	=		AQ RIGHT SHIFT 30 TO 31
KA123	TT3	F2	36A	(74)	01		AM12F0 AQ30BQ AM10F0 71 36A 72 34A 65 34B	
KA132	TS8	D1	25B	AQ314A	00	=		AQ 31 LEFT SHIFT DATA INPUT
KA132	TS8	D1	26A	(47)	01		AM30F0 AQLS1A AM62FA AQLS3A CMB1BP AQLS2A AQLS4A AQLS50 56 26A 54 25A 52 24A 50 23A 48 22A 46 21A 43 23B 49 26B	
KA113	TQ2	C2	15A	AQ315A	00	=		DIVIDE QUOTIENT BY ZERO
KA113	TQ2	C2	17A	(30)	01		AL32BQ AKDVBP 36 17A 34 16A	
KA113	TQ2	C3	16B	AQ316A	00	=		DIVIDE QUOTIENT BY ZERO
KA113	TQ2	C3	14B	(33)	01		AKDVBP AL32BP 29 14B 31 15B	

DRAWING NUMBER 149012-860

LOGIC

UNIT ASSEMBLY NO. 149012

REV. E

INDEX

AQ317A

UNIT ASSEMBLY NAME CARD CAGE ASSY, CPU L.H.

FILE IDENT T39B2CP1

DATE 09-03-82

PAGE

109

CONNECTOR	CIRCUIT	GROUP	TEST POINTS AND OR	EQUATION	TEST POINT	LOGIC	FACTOR	COMMENT
XA132	TS8	E1	31B	AQ317A	00	=		DVD QNTY BIT TO AQ 31
XA132	TS8	E1	33A	(59)	01		CQA300 SPA020 SPA018 CM818Q AM62FA AQ315A AM30FO AQ316A 70 33A 68 32A 66 31A 64 30A 62 29A 60 28A 55 29B 61 32B	
XA131	TD4	C2	16B	AQ3190	00	=		AQ 31 DATA INPUT GATE
XA131	TD4	C2	17A	(33)	01		AQ311A AQ317A AQ314A AQ312A 36 17A 34 16A 30 15A 31 15B	
XA140	TQ2	A4	07B	AYADCA	00	=		ADDER TO AY CONTROL - A
XA140	TQ2	A4	05B	(15)	01		CMA68Q AYK4CO 11 05B 13 06B	
XA142	TQ2	A1	05A	AYADCO	00	=		ADDER TO AY SE - 07 CNTL - 0
XA142	TQ2	A1	07A	(06)	01		SPA025 AYADCA 10 07A 08 06A	
XA142	TQ2	A2	02B	AYADDO	00	=		ADDER TO AY OR - 15 CNTL - 0
XA142	TQ2	A2	04A	(01)	01		SPA025 AYADCA 04 04A 05 03B	
XA142	TQ2	A3	04B	AYADEO	00	=		ADDER TO AY 16 - 23 CNTL - 0
XA142	TQ2	A3	02A	(09)	01		SPA025 AYADCA 03 02A 07 03A	
XA142	TQ2	A4	07B	AYADFO	00	=		ADDER TO AY 24 - 31 CNTL - 0
XA142	TQ2	A4	05B	(15)	01		SPA025 AYADCA 11 05B 13 06B	
XA136	TD4	F1	37A	AYCPCA	00	=		AY SE - 01 CLOCK GATE - A
XA136	TD4	F1	39B	(76)	01		CLOCKB AYCP1A AYCP6A AYCP5A 79 39B 77 38B 75 37B 78 38A	
				AYCPDB	00	=		
XA136	TD4	E1	31B	()	01		AYCPEA 59 31B	AY 02 - 15 CLOCK GATE - A
XA136	TD4	E2	30B	()	02	+	AYCPFA 57 30B	AY 02 - 15 CLOCK GATE - A
XA136	TD4	E1	31B	AYCPEA	00	=		AYCPDB BUSS
XA136	TD4	E1	33A	(59)	01		AYCP1A CLOCKB AYCP3A AYCP5A 70 33A 68 32A 66 31A 61 32B	
XA136	TD4	E2	30B	AYCPFA	00	=		AYCPDB BUSS
XA136	TD4	E2	30A	(57)	01		AYCP1A AYCP5A CLOCKB AYCP3A 64 30A 62 29A 60 28A 55 29B	
				AYCPGB	00	=		
XA136	TD4	D1	25B	()	01		AYCPHA 47 25B	AY 16 - 29 CLOCK GATE - A
XA136	TD4	D2	24B	()	02	+	AYCPJA 45 24B	AY 16 - 29 CLOCK GATE - A

DRAWING NUMBER 149012-860

UNIT ASSEMBLY NO. 149012

REV. E

INDEX AYCpha

UNIT ASSEMBLY NAME CARD CAGE ASSY, CPU L.H.

LOGIC

FILE IDENT T39B2CP1

DATE 09-03-82

PAGE

110

CONNECTOR	CIRCUIT TYPE	GROUP	TEST POINTS AND OR	EQUATION	3 TEST	DESIGNATION	FACTOR	COMMENT
XA136	TD4	D1	25B	AYCPHA	00	=		AYCPGB BUSS
XA136	TD4	D1	26A	(47)	01		AYCP2A CLOCKB 56 26A 54 25A 52 24A 49 26B	
XA136	TD4	D2	24B	AYCPJA	00	=		AYCPGB BUSS
XA136	TD4	D2	23A	(45)	01		AYCP1A AYCP2A CLOCKB AYCP5A 50 23A 48 22A 46 21A 43 23B	
XA136	TD4	F2	35A	AYCPKA	00	=		AY 30 - 31 CLOCK GATE - A
XA136	TD4	F2	36B	(69)	01		AYCP1A CLOCKB AYCP4A AYCP5A 73 36B 71 36A 72 34A 74 35B	
XA131	TD4	F1	37A	AYCP1A	00	=		AY CLOCK DISABLE - A
XA131	TD4	F1	39B	(76)	01		CHA8BP CMA7BP CMA6BP CMA5BP 79 39B 77 38B 75 37B 78 38A	
XA130	TQ2	F1	37B	AYCP2A	00	=		AY 16 - 29 CLOCK DISABLE - A
XA130	TQ2	F1	39B	(75)	01		SPA014 AYCP20 79 39B 77 38B	
XA136	TD4	B1	11B	AYCP20	00	=		AY PARTIAL CLOCK DISABLE - 0
XA136	TD4	B1	14A	(23)	01		AYCP8A AYCP6A SPA015 AYCP7A 26 14A 24 13A 22 12A 25 12B	
XA130	TQ2	F2	34A	AYCP3A	00	=		AY 02 - 15 CLOCK DISABLE - A
XA130	TQ2	F2	36B	(72)	01		AYCP20 AYCP8A 73 36B 71 36A	
XA130	TQ2	F3	35A	AYCP4A	00	=		AY 30 - 31 CLOCK DISABLE - A
XA130	TQ2	F3	34B	(69)	01		AYCP20 AYCP6A 65 34B 74 35B	
XA131	TD4	F2	35A	AYCP5A	00	=		AY QUALIFIED CLOCK DISABLE-A
XA131	TD4	F2	36B	(69)	01		AYK3C0 SPA015 AYK4C0 AYSEBP 73 36B 71 36A 72 34A 74 35B	
XA140	TQ2	F3	35A	AYCP6A	00	=		AY SE - 29 CLOCK DISABLE - A
XA140	TQ2	F3	34B	(69)	01		AYK3C0 AYK7C0 65 34B 74 35B	
XA130	TQ2	F4	39A	AYCP7A	00	=		AY 02 - 31 CLOCK DISABLE - A
XA130	TQ2	F4	37A	(80)	01		AYK7C0 AYK2C0 76 37A 78 38A	
XA140	TQ2	F4	39A	AYCP8A	00	=		AY 16 - 31 CLOCK DISABLE - A
XA140	TQ2	F4	37A	(80)	01		AYK2C0 AYK6C0 76 37A 78 38A	

DRAWING NUMBER 149012-860

UNIT ASSEMBLY NO. 149012

REV. E

INDEX AYDFCA

UNIT ASSEMBLY NAME CARD CAGE ASSY, CPU L.H.

LOGIC

FILE IDENT T39B2CP1

DATE 09-03-82

PAGE 111

CONNECTOR	CIRCUIT TYPE	GROUP	TEST POINTS AND/OR	EQUATION	TEST Y	DESIGNATION	FACTOR	COMMENT
XA136	TD4	B2	10B	AYDFCA	00	=		DB TO AY 00 - 31 CNTL - A
XA136	TD4	B2	11A	(21)	01		CMA5BP CMA8BQ AYMKCA SPA015 20 11A 18 10A 14 09A 19 09B	
XA142	TQ2	B1	12A	AYDFCO	00	=		DB TO AY 00 - 07 CNTL - 0
XA142	TQ2	B1	14A	(22)	01		SPA025 AYDFCA 26 14A 24 13A	
XA142	TQ2	B2	09A	AYDFDO	00	=		DB TO AY 08 - 15 CNTL - 0
XA142	TQ2	B2	11A	(14)	01		SPA025 AYDFCA 20 11A 18 10A	
XA142	TQ2	B3	10B	AYDFEO	00	=		DB TO AY 16 - 23 CNTL - 0
XA142	TQ2	B3	08B	(21)	01		AYDFCA AYDFIA 17 08B 19 09B	
XA142	TQ2	B4	13B	AYDFFO	00	=		DB TO AY 24 - 31 CNTL - A
XA142	TQ2	B4	11B	(27)	01		AYDFIA AYDFCA 23 11B 25 12B	
XA140	TQ2	B2	09A	AYDFGO	00	=		DB 00 TO AY SE CNTL - 0
XA140	TQ2	B2	11A	(14)	01		AYK3CA AYK0CA 20 11A 18 10A	
XA140	TQ2	B1	12A	AYDFIA	00	=		DB TO AY 16 - 31 CNTL - A
XA140	TQ2	B1	14A	(22)	01		CMA5BP AYK6CO 26 14A 24 13A	
XA141	TQ2	A1	05A	AYHXCA	00	=		AY HALF-WORD EXCESS - A
XA141	TQ2	A1	07A	(06)	01		AYHOCA AYHICA 10 07A 08 06A	
XA140	TQ2	A1	05A	AYHXCO	00	=		AY HALF-WORD EXCESS - 0
XA140	TQ2	A1	07A	(06)	01		SPA023 AYHXCA 10 07A 08 06A	
XA143	TD4	A1	05B	AYHOCA	00	=		AY ZERO DECODE - 00-16 - A
XA143	TD4	A1	07A	(11)	01		AY16BP AYH010 SPA027 AYH020 10 07A 08 06A 06 05A 13 06B	
XA147	TS8	C1	17B	AYH01A	00	=		AY ZERO DECODE - 00-07 - A
XA147	TS8	C1	20A	(35)	01		AY04BP AY01BP AY03BP AY07BP AY05BP AY06BP AY08BP AY02BP 42 20A 40 19A 38 18A 36 17A 34 16A 30 15A 31 15B 37 18B	
XA140	TQ2	C1	18A	AYH010	00	=		AY ZERO DECODE - 00-07 - 0
XA140	TQ2	C1	20A	(38)	01		SPA024 AYH01A 42 20A 40 19A	

DRAWING NUMBER 149012-860

LOGIC

UNIT ASSEMBLY NO. 149012

REV. E

INDEX

AYHO2A

UNIT ASSEMBLY NAME CARD CAGE ASSY, CPU L.H.

FILE IDENT T39B2CP1

DATE 09-03-82

PAGE

112

CONNECTOR	LETTER	GROUP	TEST POINTS AND/OR	EQUATION	TERM	DESIGNATION	FACTOR	COMMENT
XA147	TS8	D1	25B	AYHO2A	00	=		AY ZERO DECODE - 08-15 - A
XA147	TS8	D1	26A	(47)	01		AY098P AY148P AY158P AY128P AY138P AY088P AY108P AY118P 56 26A 54 25A 52 24A 50 23A 48 22A 46 21A 43 23B 49 26B	
XA140	TQ2	C2	15A	AYHO20	00	=		AY ZERO DECODE - 08-15 - 0
XA140	TQ2	C2	17A	(30)	01		AYHO2A SPA024 36 17A 34 16A	
XA143	TD4	A2	04B	AYH1CA	00	=		AY ONES DECODE - 00-16 - A
XA143	TD4	A2	04A	(09)	01		AYH120 AY168Q SPA027 AYH110 04 04A 05 03B 01 02B 07 03A	
XA147	TS8	E1	31B	AYH11A	00	=		AY ONES DECODE - 00-07 - A
XA147	TS8	E1	33A	(59)	01		AY078Q AY018Q AY058Q AY068Q AY038Q AY028Q AY048Q AY008Q 70 33A 68 32A 66 31A 64 30A 62 29A 60 28A 55 29B 61 32B	
XA140	TQ2	C3	16B	AYH110	00	=		AY ONES DECODE - 00-07 - 0
XA140	TQ2	C3	14B	(33)	01		SPA024 AYH11A 29 14B 31 15B	
XA147	TS8	F1	37A	AYH12A	00	=		AY ONES DECODE - 08-15 - A
XA147	TS8	F1	39B	(76)	01		AY148Q AY128Q AY108Q AY158Q AY138Q AY098Q AY088Q AY118Q 79 39B 77 38B 75 37B 73 36B 71 36A 72 34A 74 35B 78 38A	
XA140	TQ2	C4	19B	AYH120	00	=		AY ONES DECODE - 08-15 - 0
XA140	TQ2	C4	17B	(39)	01		SPA024 AYH12A 35 17B 37 18B	
XA141	TQ2	C1	18A	AYKOCA	00	=		AY CONTROL 2 DCD 0 - A
XA141	TQ2	C1	20A	(38)	01		CHA68P CHA58P 42 20A 40 19A	
XA142	TQ2	C1	18A	AYKOCO	00	=		AY CONTROL 2 DCD 0 - 0
XA142	TQ2	C1	20A	(38)	01		SPA026 AYKOCA 42 20A 40 19A	
XA141	TQ2	C2	15A	AYK1CA	00	=		AY CONTROL 2 DCD 1 - A
XA141	TQ2	C2	17A	(30)	01		CHA58P CHA68Q 36 17A 34 16A	
XA142	TQ2	C2	15A	AYK1CO	00	=		AY CONTROL 2 DCD 1 - 0
XA142	TQ2	C2	17A	(30)	01		SPA026 AYK1CA 36 17A 34 16A	
XA141	TQ2	C3	16B	AYK2CA	00	=		AY CONTROL 2 DCD 2 - A
XA141	TQ2	C3	14B	(33)	01		CHA68P CHA58Q 29 14B 31 15B	

DRAWING NUMBER 149012-860

UNIT ASSEMBLY NO. 149012

REV. E

INDEX

AYK2C0

LOGIC

UNIT ASSEMBLY NAME CARD CAGE ASSY, CPU L.H.

FILE IDENT T39B2CP1

DATE 09-03-82

PAGE

113

CONNECTOR	CIRCUIT TYPE	GROUP	TEST POINTS AND/OR	EQUATION	TERM	DESIGNATOR	FACTOR	COMMENT
XA142	TQ2	C3	16B	AYK2C0	00	=		AY CONTROL 2 DCD 2 - 0
XA142	TQ2	C3	14B	(33)	01		SPA026 AYK2CA 29 14B 31 15B	
XA141	TQ2	C4	19B	AYK3CA	00	=		AY CONTROL 2 DCD 3 - A
XA141	TQ2	C4	17B	(39)	01		CMA5BQ CMA6BQ 35 17B 37 18B	
XA142	TQ2	C4	19B	AYK3C0	00	=		AY CONTROL 2 DCD 3 - 0
XA142	TQ2	C4	17B	(39)	01		AYK3CA SPA026 35 17B 37 18B	
XA141	TQ2	D1	24A	AYK4CA	00	=		AY CONTROL 1 DCD 0 - A
XA141	TQ2	D1	26A	(52)	01		CMA8BP CMA7BP 56 26A 54 25A	
XA142	TQ2	D1	24A	AYK4C0	00	=		AY CONTROL 1 DCD 0 - 0
XA142	TQ2	D1	26A	(52)	01		SPA026 AYK4CA 56 26A 54 25A	
XA141	TQ2	D2	21A	AYK5CA	00	=		AY CONTROL 1 DCD 1 - A
XA141	TQ2	D2	23A	(46)	01		CMA7BP CMA8BQ 50 23A 48 22A	
XA142	TQ2	D2	21A	AYK5C0	00	=		AY CONTROL 1 DCD 1 - 0
XA142	TQ2	D2	23A	(46)	01		SPA026 AYK5CA 50 23A 48 22A	
XA141	TQ2	D3	24B	AYK6CA	00	=		AY CONTROL 1 DCD 2 - A
XA141	TQ2	D3	22B	(45)	01		CMA8BP CMA7BQ 41 22B 43 23B	
XA142	TQ2	D3	24B	AYK6C0	00	=		AY CONTROL 1 DCD 2 - 0
XA142	TQ2	D3	22B	(45)	01		SPA026 AYK6CA 41 22B 43 23B	
XA141	TQ2	D4	27B	AYK7CA	00	=		AY CONTROL 1 DCD 3 - A
XA141	TQ2	D4	25B	(51)	01		CMA7BQ CMA8BQ 47 25B 49 26B	
XA142	TQ2	D4	27B	AYK7C0	00	=		AY CONTROL 1 DCD 3 - 0
XA142	TQ2	D4	25B	(51)	01		SPA026 AYK7CA 47 25B 49 26B	
XA140	TQ2	B3	10B	AYLSCA	00	=		AY LEFT SHIFT CNTRL - A
XA140	TQ2	B3	08B	(21)	01		AYK3C0 AYK6C0 17 08B 19 09B	

DRAWING NUMBER 149012-860

UNIT ASSEMBLY NO. 149012

REV. E

INDEX AYLSCO

LOGIC

UNIT ASSEMBLY NAME CARD CAGE ASSY, CPU L.H.

FILE IDENT T39B2CP1

DATE 09-03-82

PAGE 114

CONNECTOR	GROUP	TEST POINTS AND/OR	EQUATION	TERM	LOGIC	FACTOR	COMMENT
XA141	TQ2	B1 12A	AYLSCO	00 =			AY 01 - 08 LEFT SFT CNTL - 0
XA141	TQ2	B1 14A	(22)	01		SPA025 AYLSCA 26 14A 24 13A	
XA141	TQ2	B2 09A	AYLS00	00 =			AY 09 - 16 LEFT SFT CNTL - 0
XA141	TQ2	B2 11A	(14)	01		SPA025 AYLSCA 20 11A 18 10A	
XA141	TQ2	B3 10B	AYLSE0	00 =			AY 17 - 24 LEFT SFT CNTL - 0
XA141	TQ2	B3 08B	(21)	01		SPA025 AYLSCA 17 08B 19 09B	
XA141	TQ2	B4 13B	AYLSF0	00 =			AY 25 - 31 LEFT SFT CNTL - 0
XA141	TQ2	B4 11B	(27)	01		SPA025 AYLSCA 23 11B 25 12B	
XA141	TQ2	A2 02B	AYMKCA	00 =			MASK TO AY 16 - 31 CNTL - A
XA141	TQ2	A2 04A	(01)	01		AYKIC0 AYK7C0 04 04A 05 03B	
XA140	TQ2	A2 02B	AYMKCO	00 =			MASK TO AY 16 - 23 CNTL - 0
XA140	TQ2	A2 04A	(01)	01		SPA023 AYMKCA 04 04A 05 03B	
XA140	TQ2	A3 04B	AYMKDO	00 =			MASK TO AY 24 - 31 CNTL - 0
XA140	TQ2	A3 02A	(09)	01		SPA023 AYMKCA 03 02A 07 03A	
XA141	TQ2	E1 31A	AYMOCA	00 =			MASK GROUP 1 DCD 0 - A
XA141	TQ2	E1 33A	(66)	01		DB29AA DB28AA 70 33A 68 32A	
XA142	TQ2	E1 31A	AYMOCO	00 =			MASK GROUP 1 DCD 0 - 0
XA142	TQ2	E1 33A	(66)	01		SPA027 AYMOCA 70 33A 68 32A	
XA141	TQ2	E2 28A	AYM1CA	00 =			MASK GROUP 1 DCD 1 - A
XA141	TQ2	E2 30A	(60)	01		DB28AA DB29A0 64 30A 62 29A	
XA142	TQ2	E2 28A	AYM1CO	00 =			MASK GROUP 1 DCD 1 - 0
XA142	TQ2	E2 30A	(60)	01		SPA027 AYM1CA 64 30A 62 29A	
XA141	TQ2	E3 30B	AYM2CA	00 =			MASK GROUP 1 DCD 2 - A
XA141	TQ2	E3 28B	(57)	01		DB29AA DB28A0 53 28B 55 29B	

DRAWING NUMBER 149012-860

TM 11-5895-856-34-6/EE640-CA-MMI-060/E154 CPU/TO 31W2-2T-122-6
 UNIT ASSEMBLY NO. 149012 REV. E INDEX AYM2CO

UNIT ASSEMBLY NAME CARD CAGE ASSY, CPU L.H.

LOGIC

FILE IDENT T39B2CP1

DATE 09-03-82 PAGE

115

CONNECTOR	CIRCUIT	GROUP	TEST POINTS		EQUATION	TERM	DESIG.	FACTOR	COMMENT
			AND	OR					
XA142	TQ2	E3	30B		AYM2CO	00	=		MASK GROUP 1 DCD 2 - 0
XA142	TQ2	E3	28B		(57)	01		SPA026 AYM2CA 53 28B 55 29B	
XA141	TQ2	E4	33B		AYM3CA	00	=		MASK GROUP 1 DCD 3 - A
XA141	TQ2	E4	31B		(63)	01		DB28AO DB29AO 59 31B 61 32B	
XA142	TQ2	E4	33B		AYM3CO	00	=		MASK GROUP 1 DCD 3 - 0
XA142	TQ2	E4	31B		(63)	01		SPA041 AYM3CA 59 31B 61 32B	
XA141	TQ2	F1	37B		AYM4CA	00	=		MASK GROUP 2 DCD 0 - A
XA141	TQ2	F1	39B		(75)	01		DB31AA DB30AA 79 39B 77 38B	
XA142	TQ2	F1	37B		AYM4CO	00	=		MASK GROUP 2 DCD 0 - 0
XA142	TQ2	F1	39B		(75)	01		SPA027 AYM4CA 79 39B 77 38B	
XA141	TQ2	F2	34A		AYM5CA	00	=		MASK GROUP 2 DCD 1 - A
XA141	TQ2	F2	36B		(72)	01		DB30AA DB31AO 73 36B 71 36A	
XA142	TQ2	F2	34A		AYM5CO	00	=		MASK GROUP 2 DCD 1 - 0
XA142	TQ2	F2	36B		(72)	01		SPA027 AYM5CA 73 36B 71 36A	
XA141	TQ2	F3	35A		AYM6CA	00	=		MASK GROUP 2 DCD 2 - A
XA141	TQ2	F3	34B		(69)	01		DB30AO DB31AA 65 34B 74 35B	
XA142	TQ2	F3	35A		AYM6CO	00	=		MASK GROUP 2 DCD 2 - 0
XA142	TQ2	F3	34B		(69)	01		SPA027 AYM6CA 65 34B 74 35B	
XA141	TQ2	F4	39A		AYM7CA	00	=		MASK GROUP 2 DCD 3 - A
XA141	TQ2	F4	37A		(80)	01		DB30AO DB31AO 76 37A 78 38A	
XA142	TQ2	F4	39A		AYM7CO	00	=		MASK GROUP 2 DCD 3 - 0
XA142	TQ2	F4	37A		(80)	01		SPA027 AYM7CA 76 37A 78 38A	
XA151	TQ2	A1	05A		AYRCCO	00	=		RECTRICULATE AYSE CNIL - 0
XA151	TQ2	A1	07A		(06)	01		AYRC2A AYRC1A 10 07A 08 06A	

DRAWING NUMBER 149012-860

TM 11-5895-856-34-6/EE640-CA-MMI-060/E154 CPU/TO 31W2-2T-122-6
 UNIT ASSEMBLY NO. 149012 REV. E INDEX AYRC1A

UNIT ASSEMBLY NAME CARD CAGE ASSY, CPU L.H.

LOGIC

FILE IDENT T39B2CP1

DATE 09-03-82 PAGE

116

CONNECTOR	CIRCUIT TYPE	GROUP	TEST POINTS AND/OR	EQUATION	TERM	ORIGIN	FACTOR	COMMENT
XA141	TQ2	A3	04B	AYRC1A	00	=		RECIRCULATE AYSE-AYK-16-A
XA141	TQ2	A3	02A	(109)	01		AYK3C0 AYK6C0 03 02A 07 03A	
XA141	TQ2	A4	07B	AYRC2A	00	=		RECIRCULATE AYSE -AYK-13- A
XA141	TQ2	A4	05B	(115)	01		AYK7C0 AYK5C0 11 05B 13 06B	
				AYSEBI	00	=		
XA139	TDD	A1	06A	()	01		AYSE90 08 06A	
				AYSEBN	00	=		
XA139	TDD	AN	07A	()	01		AYCPCA 10 07A	
XA139	TDD	AP	05B	AYSEBP	00	=		AY SE - CLEAR
XA139	TDD	AP	05A	(11)	01		SPA021 06 05A	
XA139	TDD	AQ	06B	AYSEBQ	00	=		AY SE - PRESET
XA139	TDD	AQ	07B	(13)	01		SPA020 15 07B	
XA143	TD4	B1	11B	AYSE1A	00	=		BUS 00 TO AY SE
XA143	TD4	B1	14A	(23)	01		AYK5C0 SPA042 AYDBG0 DB00A0 26 14A 24 13A 22 12A 25 12B	
XA151	TQ2	A2	02B	AYSE2A	00	=		ADDER TO AY REG. - SE
XA151	TQ2	A2	04A	(101)	01		ADSEB4 AYADCO 04 04A 05 03B	
XA150	TQ2	A1	05A	AYSE6A	00	=		RECIRCULATE AY SE
XA150	TQ2	A1	07A	(106)	01		AYSEBQ AYRCC0 10 07A 08 06A	
XA148	TD4	A1	05B	AYSE7A	00	=		DB 16 TO AY SE-07
XA148	TD4	A1	07A	(11)	01		CQALYA AYK6C0 DB16A0 AYK0C0 10 07A 08 06A 06 05A 13 06B	
XA149	TD4	A1	05B	AYSE90	00	=		AY SE INPUT DATA GATE
XA149	TD4	A1	07A	(11)	01		AYSE7A AYSE2A AYSE6A AYSE1A 10 07A 08 06A 06 05A 13 06B	
				AY00BI	00	=		
XA139	TDD	B1	03B	()	01		AY0090 05 03B	

DRAWING NUMBER 149012-860

TM 11-5895-856-34-6/EE640-CA-MMI-060/E154 CPU/TO 31W2-2T-122-6
 UNIT ASSEMBLY NO. 149012 REV. E INDEX AY00BN

UNIT ASSEMBLY NAME CARD CAGE ASSY, CPU L.H.

LOGIC

FILE IDENT T39B2CP1

DATE 09-03-82 PAGE

117

CONNECTOR	CIRCUIT TYPE	GROUP	TEST POINTS AND/OR	EQUATION	3 TER	DESIGNATOR	FACTOR	COMMENT
XA139	TDD	BN	02B	AY00BN ()	00 =	01	AYCPCA 01 02B	
XA139	TDD	BP	04B	AY00BP (09)	00 =	01		AY 00 - CLEAR
XA139	TDD	BP	04A				SPA021 04 04A	
XA139	TDD	BQ	03A	AY00BQ (07)	00 =	01		AY 00 - PRESET
XA139	TDD	BQ	02A				SPA020 03 02A	
XA151	TQ2	A3	04B	AY001A (09)	00 =	01		BUS TO AY REG. - 00
XA151	TQ2	A3	02A				AYDBCO DB00AO 03 02A 07 03A	
XA151	TQ2	A4	07B	AY002A (15)	00 =	01		ADDER TO AY REG. - 00
XA151	TQ2	A4	05B				AYADCO ADO0B1 11 05B 13 06B	
XA151	TQ2	B1	12A	AY003A (22)	00 =	01		AY LEFT SHIFT 01 TO 00
XA151	TQ2	B1	14A				AY01BQ AYLSO 26 14A 24 13A	
XA144	TT3	A1	04A	AY006A (04)	00 =	01		RECIRCULATE AY 00
XA144	TT3	A1	07A				AY00BQ AYK2CO AYK7CO 10 07A 08 06A 06 05A	
XA147	TS8	A1	05B	AY0090 (11)	00 =	01		AY 00 INPUT DATA GATE
XA147	TS8	A1	07A				AYSE7A SPA042 SPA041 SPA027 AY002A AY003A AY001A AY006A 10 07A 08 06A 06 05A 04 04A 05 03B 01 02B 07 03A 13 06B	
XA139	TDD	CI	13A	AY01B1 ()	00 =	01	AY0190 24 13A	
XA139	TDD	CN	14A	AY01BN ()	00 =	01	AYCPCA 26 14A	
XA139	TDD	CP	11B	AY01BP (23)	00 =	01		AY 01 - CLEAR
XA139	TDD	CP	12A				SPA021 22 12A	
XA139	TDD	CQ	12B	AY01BQ (25)	00 =	01		AY 01 - PRESET
XA139	TDD	CQ	13B				SPA022 27 13B	

DRAWING NUMBER 149012-860

TM 11-5895-856-34-6/EE640-CA-MMI-060/E154 CPU/TO 31W2-2T-122-6
 UNIT ASSEMBLY NO. 149012 REV. E INDEX AY011A

UNIT ASSEMBLY NAME CARD CAGE ASSY, CPU L.H.

LOGIC

FILE IDENT T39B2CP1

DATE 09-03-82 PAGE

118

CONNECTOR	GROUP	TEST POINTS AND/OR	EQUATION	TEST	DESIGNATOR	FACTOR	COMMENT
KA151	TQ2	B2 09A	AY011A	00 =			
KA151	TQ2	B2 11A	(14)	01		DB01A0 AY0B00 20 11A 18 10A	BUS TO AY REG. - 01
KA151	TQ2	B3 10B	AY012A	00 =			
KA151	TQ2	B3 08B	(21)	01		AYAD00 ADD1B4 17 08B 19 09B	ADDER TO AY REG. - 01
KA151	TQ2	B4 13B	AY013A	00 =			
KA151	TQ2	B4 11B	(27)	01		AYLSC0 AY02B0 23 11B 25 12B	AY LEFT SHIFT 02 TO 01
KA144	TT3	A2 03A	AY016A	00 =			
KA144	TT3	A2 03B	(07)	01		AYK7C0 AY01B0 AYK2C0 05 03B 01 02B 03 02A	RECIRCULATE AY 01
KA147	TSB	B1 11B	AY0190	00 =			
KA147	TSB	B1 14A	(23)	01		AY013A SPA042 SPA026 AY012A AY016A AY011A AYSE7A SPA041 26 14A 24 13A 22 12A 20 11A 18 10A 14 09A 19 09B 25 12B	AY 01 INPUT DATA GATE
			AY02B1	00 =			
KA139	TDD	D1 10A	()	01		AY0290 18 10A	
			AY02B8	00 =			
KA139	TDD	DW 09A	()	01		AYCP08 14 09A	AY 02 - 15 CLOCK BUS
KA139	TDD	DP 10B	AY02BP	00 =			
KA139	TDD	DP 11A	(21)	01		SPA021 20 11A	AY 02 - CLEAR
KA139	TDD	DQ 09B	AY02BQ	00 =			
KA139	TDD	DQ 08B	(19)	01		SPA022 17 08B	AY 02 - PRESET
KA151	TQ2	C1 18A	AY021A	00 =			
KA151	TQ2	C1 20A	(38)	01		DB02A0 AY0B00 42 20A 40 19A	BUS TO AY REG. - 02
KA151	TQ2	C2 15A	AY022A	00 =			
KA151	TQ2	C2 17A	(30)	01		AD02B4 AYAD00 36 17A 34 16A	ADDER TO AY REG. - 02
KA151	TQ2	C3 16B	AY023A	00 =			
KA151	TQ2	C3 14B	(33)	01		AYLSC0 AY03B0 29 14B 31 15B	AY LEFT SHIFT 03 TO 02

DRAWING NUMBER 149012-860

TM 11-5895-856-34-6/EE640-CA-MMI-060/E154 CPU/TO 31W2-2T-122-6
 UNIT ASSEMBLY NO. 149012 REV. E INDEX AY04B1

UNIT ASSEMBLY NAME CARD CAGE ASSY, CPU L.H.

LOGIC

FILE IDENT T39B2CP1

DATE 09-03-82 PAGE

120

CONNECTOR	GROUP	TEST POINTS AND/OR	EQUATION	2 TEST DESIG. FACTOR	FACTOR	COMMENT
XA139	TDD	FQ 15B	AY048Q	00 =		AY 04 - PRESET
XA139	TDD	FQ 14B	(31)	01	SPA022 29 14B	
XA151	TQ2	D3 24B	AY041A	00 =		BUS TO AY REG. - 04
XA151	TQ2	D3 22B	(45)	01	AYDBC0 D804A0 41 22B 43 23B	
XA151	TQ2	D4 27B	AY042A	00 =		ADDER TO AY REG. - 04
XA151	TQ2	D4 25B	(51)	01	AYADC0 AD0484 47 25B 49 26B	
XA151	TQ2	E1 31A	AY043A	00 =		AY LEFT SHIFT 05 TO 04
XA151	TQ2	E1 33A	(66)	01	AYLSCO AY058Q 70 33A 68 32A	
XA149	TD4	B2 10B	AY0490	00 =		AY 04 INPUT DATA GATE
XA149	TD4	B2 11A	(21)	01	AY043A AY042A AY041A AY5E7A 20 11A 18 10A 14 09A 19 09B	
			AY058I	00 =		
XA139	TDD	GI 25A	()	01	AY0590 54 25A	
			AY058N	00 =		
XA139	TDD	GN 26A	()	01	AYCPOB 56 26A	AY 02 - 15 CLOCK BUS - A
XA139	TDD	GP 25B	AY058P	00 =		AY 05 - CLEAR
XA139	TDD	GP 24A	(47)	01	SPA023 52 24A	
XA139	TDD	GQ 26B	AY058Q	00 =		AY 05 - PRESET
XA139	TDD	GQ 27B	(49)	01	SPA022 51 27B	
XA151	TQ2	E2 28A	AY051A	00 =		BUS TO AY REG. - 05
XA151	TQ2	E2 30A	(60)	01	D805A0 AYDBC0 64 30A 62 29A	
XA151	TQ2	E3 30B	AY052A	00 =		ADDER TO AY REG. - 05
XA151	TQ2	E3 28B	(57)	01	AYADC0 AD0584 53 28B 55 29B	
XA151	TQ2	E4 33B	AY053A	00 =		AY LEFT SHIFT 06 TO 05
XA151	TQ2	E4 31B	(63)	01	AY0680 AYLSCO 59 31B 61 32B	

DRAWING NUMBER 149012-860

TM 11-5895-856-34-6/EE640-CA-MMI-060/E154 CPU/TO 31W2-2T-122-6
 UNIT ASSEMBLY NO. 149012 REV. E INDEX AY0590

UNIT ASSEMBLY NAME CARD CAGE ASSY, CPU L.H.

LOGIC

FILE IDENT T39B2CP1

DATE 09-03-82 PAGE

121

CONNECTOR	CIRCUIT TYPE	GROUP	TEST POINTS AND/OR	EQUATION	TEST	DESIGNATOR	FACTOR	COMMENT
XA149	TD4	C1	17B	AY0590	00	=		AY 05 INPUT DATA GATE
XA149	TD4	C1	20A	(35)	01		AY052A AY051A AYSE7A AY053A 42 20A 40 19A 38 18A 37 18B	
				AY06BI	00	=		
XA139	TDD	HI	22A	()	01		AY0690 48 22A	
				AY06BN	00	=		
XA139	TDD	HN	21A	()	01		AYCPDB 46 21A	AY 02 - 15 CLOCK BUS - A
XA139	TDD	HP	24B	AY06BP	00	=		AY 06 - CLEAR
XA139	TDD	HP	23A	(45)	01		SPA023 50 23A	
XA139	TDD	HQ	23B	AY06BQ	00	=		AY 06 - PRESET
XA139	TDD	HQ	22B	(43)	01		SPA022 41 22B	
XA151	TQ2	F1	37B	AY061A	00	=		BUS TO AY REG. - 06
XA151	TQ2	F1	39B	(75)	01		D806A0 AYDBC0 79 39B 77 38B	
XA151	TQ2	F2	34A	AY062A	00	=		ADDER TO AY REG. - 06
XA151	TQ2	F2	36B	(72)	01		AD06B4 AYADC0 73 36B 71 36A	
XA151	TQ2	F3	35A	AY063A	00	=		AY LEFT SMILEY 07 TO 06
XA151	TQ2	F3	34B	(69)	01		AY07BQ AYLS00 65 34B 74 35B	
XA149	TD4	C2	16B	AY0690	00	=		AY 06 INPUT DATA GATE
XA149	TD4	C2	17A	(33)	01		AY061A AY062A AYSE7A AY063A 36 17A 34 16A 30 15A 31 15B	
				AY07BI	00	=		
XA139	TDD	JI	32A	()	01		AY0790 68 32A	
				AY07BN	00	=		
XA139	TDD	JN	33A	()	01		AYCPDB 70 33A	AY 02 - 15 CLOCK BUS - A
XA139	TDD	JP	31B	AY07BP	00	=		AY 07 - CLEAR
XA139	TDD	JP	31A	(59)	01		SPA023 66 31A	

DRAWING NUMBER 149012-860

TM 11-5895-856-34-6/EE640-CA-MMI-060/E154 CPU/TO 31W2-2T-122-6
 UNIT ASSEMBLY NO. 149012 REV. E INDEX AY07BQ

LOGIC

FILE IDENT T39B2CP1 DATE 09-03-82 PAGE

122

UNIT ASSEMBLY NAME		CARD CAGE ASSY, CPU L.H.		EQUATION		TEST POINTS AND/OR	CONNECTOR	LOGIC	DESIGNATION	FACTOR	COMMENT
KA139	TDD	JQ	32B	AY07BQ	00	=					AY 07 - PRESET
KA139	TDD	JQ	33B	(61)	01				SPA022 63 33B		
KA151	TQ2	F4	39A	AY071A	00	=					BUS TO AY REG. - 07
KA151	TQ2	F4	37A	(180)	01				AYDBCO DB07A0 76 37A 78 38A		
KA150	TQ2	A2	02B	AY072A	00	=					ADDER TO AY REG. - 07
KA150	TQ2	A2	04A	(101)	01				AD07B1 AYADCO 04 04A 05 03B		
KA150	TQ2	A3	04B	AY073A	00	=					AY LEFT SHIFT 08 TO 07
KA150	TQ2	A3	02A	(109)	01				AY08BQ AYLS00 03 02A 07 03A		
KA149	TD4	D1	25B	AY0790	00	=					AY 07 INPUT DATA GATE
KA149	TD4	D1	26A	(147)	01				AY071A AYSE7A AY072A AY073A 56 26A 54 25A 52 24A 49 26B		
				AY08B1	00	=					
KA139	TDD	KI	29A	()	01				AY0890 62 29A		
				AY08BN	00	=					
KA139	TDD	KN	28A	()	01				AYCPDB 60 28A		AY 02 - 15 CLOCK BUS - A
KA139	TDD	KP	30B	AY088P	00	=					AY 08 - CLEAR
KA139	TDD	KP	30A	(157)	01				SPA023 64 30A		
KA139	TDD	KQ	29B	AY088Q	00	=					AY 08 - PRESET
KA139	TDD	KQ	28B	(155)	01				SPA022 53 28B		
KA150	TQ2	A4	07B	AY081A	00	=					BUS TO AY REG. - 08
KA150	TQ2	A4	05B	(115)	01				DB08A0 AYDB00 11 05B 13 06B		
KA150	TQ2	B1	12A	AY082A	00	=					ADDER TO AY REG. - 08
KA150	TQ2	B1	14A	(122)	01				AD08B4 AYAD00 26 14A 24 13A		
KA150	TQ2	B2	09A	AY083A	00	=					AY LEFT SHIFT 09 TO 08
KA150	TQ2	B2	11A	(114)	01				AY09BQ AYLS00 20 11A 18 10A		

DRAWING NUMBER 149012-860

TM 11-5895-856-34-6/EE640-CA-MMI-060/E154 CPU/TO 31W2-2T-122-6
UNIT ASSEMBLY NO. 149012 REV. E INDEX AY087A

UNIT ASSEMBLY NAME CARD CAGE ASSY, CPU L.H.

LOGIC

FILE IDENT T39B2CP1

DATE 09-03-82 PAGE

123

CONNECTOR	TEST POINT GROUP AND OR	TEST POINTS AND OR	EQUATION	TEST POINT	DESIGNATOR	FACTOR	COMMENT
XAI49	TD4	D2 24B	AY087A	00	=		DB 16 TO AY 08-15
XAI49	TD4	D2 23A	(45)	01		DB16A0 COALTA AYK6C0 AYKOC0 50 23A 48 22A 46 21A 43 23B	
XAI48	TD4	A2 04B	AY0890	00	=		AY 08 INPUT DATA GATE
XAI48	TD4	A2 04A	(09)	01		AY082A AY083A AY081A AY087A 04 04A 05 03B 01 02B 07 03A	
			AY098I	00	=		
XAI39	YDD	LI 38B	()	01		AY0990 77 38B	
			AY098N	00	=		
XAI39	YDD	LN 39B	()	01		AYCP08 79 39B	AY 02 - 15 CLOCK BUS - A
XAI39	YDD	LP 37A	AY098P	00	=		AY 09 - CLEAR
XAI39	YDD	LP 37B	(76)	01		SPA023 75 37B	
XAI39	YDD	LQ 38A	AY098Q	00	=		AY 09 - PRESET
XAI39	YDD	LQ 39A	(78)	01		SPA022 80 39A	
XAI50	TQ2	B3 10B	AY091A	00	=		BUS TO AY REG. - 09
XAI50	TQ2	B3 08B	(21)	01		AY08D0 DB09A0 17 08B 19 09B	
XAI50	TQ2	B4 13B	AY092A	00	=		ADDER TO AY REG. - 08
XAI50	TQ2	B4 11B	(27)	01		AYAD00 AD09B4 23 11B 25 12B	
XAI50	TQ2	C1 18A	AY093A	00	=		AY LEFT SHIFT 10 TO 09
XAI50	TQ2	C1 20A	(38)	01		AY10B0 AYLS00 42 20A 40 19A	
XAI48	TD4	B1 11B	AY0990	00	=		AY 09 INPUT DATA GATE
XAI48	TD4	B1 14A	(23)	01		AY093A AY092A AY091A AY087A 26 14A 24 13A 22 12A 25 12B	
			AY108I	00	=		
XAI38	YDD	AI 06A	()	01		AY1090 08 06A	
			AY108N	00	=		
XAI38	YDD	AN 07A	()	01		AYCP08 10 07A	AY 02 - 15 CLOCK BUS - A

DRAWING NUMBER 149012-860

TM 11-5895-856-34-6/EE640-CA-MMI-060/E154 CPU/TO 31W2-2T-122-6
 UNIT ASSEMBLY NO. 149012 REV. E INDEX AY10BP

UNIT ASSEMBLY NAME CARD CAGE ASSY, CPU L.H.

LOGIC

FILE IDENT T39B2CP1

DATE 09-03-82 PAGE

124

CONNECTOR	CIRCUIT TYPE	GROUP	TEST POINTS AND/OR	EQUATION	TERM	DESIGNATOR	FACTOR	COMMENT
KA138	TDD	AP	05B	AY108P	00	=		AY 10 - CLEAR
KA138	TDD	AP	05A	(11)	01		SPA019 06 05A	
KA138	TDD	AQ	06B	AY108Q	00	=		AY 10 - PRESET
KA138	TDD	AQ	07B	(13)	01		SPA018 15 07B	
KA150	TQ2	C2	15A	AY101A	00	=		BUS TO AY REG. - 10
KA150	TQ2	C2	17A	(30)	01		DB10A0 AY0800 36 17A 34 16A	
KA150	TQ2	C3	16B	AY102A	00	=		ADDER TO AY REG. - 10
KA150	TQ2	C3	14B	(33)	01		AYAD00 AD1084 29 14B 31 15B	
KA150	TQ2	C4	19B	AY103A	00	=		AY LEFT SHIFT 11 TO 10
KA150	TQ2	C4	17B	(39)	01		AYL500 AY1180 35 17B 37 18B	
KA148	TD4	B2	10B	AY1090	00	=		AY 10 INPUT DATA GATE
KA148	TD4	B2	11A	(21)	01		AY103A AY102A AY101A AY087A 20 11A 18 10A 14 09A 19 09B	
				AY1181	00	=		
KA138	TDD	B1	03B	()	01		AY1190 05 03B	
				AY118N	00	=		
KA138	TDD	BN	02B	()	01		AYC08 01 02B	AY 02 - 15 CLOCK BUS - A
KA138	TDD	BP	04B	AY118P	00	=		AY 11 - CLEAR
KA138	TDD	BP	04A	(09)	01		SPA019 04 04A	
KA138	TDD	BQ	03A	AY118Q	00	=		AY 11 - PRESET
KA138	TDD	BQ	02A	(07)	01		SPA018 03 02A	
KA150	TQ2	D1	24A	AY111A	00	=		BUS TO AY REG. - 11
KA150	TQ2	D1	26A	(52)	01		DB11A0 AYDB00 56 26A 54 25A	
KA150	TQ2	D2	21A	AY112A	00	=		ADDER TO AY REG. - 11
KA150	TQ2	D2	23A	(46)	01		AD1181 AYAD00 50 23A 48 22A	

DRAWING NUMBER 149012-860

UNIT ASSEMBLY NO. 149012 REV. E INDEX AY113A

LOGIC

UNIT ASSEMBLY NAME CARD CAGE ASSY, CPU L.H.

FILE IDENT T39B2CP1 DATE 09-03-82 PAGE 125

CONNECTOR	CIRCUIT TYPE	GROUP	TEST POINTS		EQUATION	TEST	DESIGNATOR	FACTOR	COMMENT
			AND	OR					
XA150	TQ2	D3	24B		AY113A	00	=	AY LEFT SHIFT 12 TO 11	
XA150	TQ2	D3	22B	(45)		01		AYLSD0 AY12B0 41 22B 43 23B	
XA148	TD4	C1	17B		AY1190	00	=	AY 11 INPUT DATA GATE	
XA148	TD4	C1	20A	(35)		01		AY111A AY112A AY113A AY087A 42 20A 40 19A 38 18A 37 18B	
					AY12BI	00	=		
XA138	YDD	CI	13A	()		01		AY1290 24 13A	
					AY12BN	00	=		
XA138	YDD	CN	14A	()		01		AYCPDB 26 14A AY 02 - 15 CLOCK BUS - A	
XA138	YDD	CP	11B		AY12BP	00	=	AY 12 - CLEAR	
XA138	YDD	CP	12A	(23)		01		SPA019 22 12A	
XA138	YDD	CQ	12B		AY12BQ	00	=	AY 12 - PRESET	
XA138	YDD	CQ	13B	(25)		01		SPA018 27 13B	
XA150	TQ2	D4	27B		AY121A	00	=	BUS TO AY REG. - 12	
XA150	TQ2	D4	25B	(51)		01		AYD800 DB12A0 47 25B 49 26B	
XA150	TQ2	E1	31A		AY122A	00	=	ADDER TO AY REG. - 12	
XA150	TQ2	E1	33A	(66)		01		AD12B4 AYADDD 70 33A 68 32A	
XA150	TQ2	E2	28A		AY123A	00	=	AY LEFT SHIFT 13 TO 12	
XA150	TQ2	E2	30A	(60)		01		AY13BQ AYLSD0 64 30A 62 29A	
XA148	TD4	C2	16B		AY1290	00	=	AY 12 INPUT DATA GATE	
XA148	TD4	C2	17A	(33)		01		AY122A AY123A AY121A AY087A 36 17A 34 16A 30 15A 31 15B	
					AY13BI	00	=		
XA138	YDD	DI	10A	()		01		AY1390 18 10A	
					AY13BN	00	=		
XA138	YDD	DN	09A	()		01		AYCPDB 14 09A AY 02 - 15 CLOCK BUS - A	

DRAWING NUMBER 149012-860

UNIT ASSEMBLY NO. 149012 REV. E INDEX AY13BP

LOGIC

UNIT ASSEMBLY NAME CARD CAGE ASSY, CPU L.H.

FILE IDENT T39B2CP1 DATE 09-03-82 PAGE 126

CONNECTOR	CIRCUIT TYPE	GROUP	TEST POINTS AND/OR	EQUATION	TEST	GROUP	FACTOR	COMMENT
KA138	TDD	DP	10B	AY13BP	00	=		AY 13 - CLEAR
KA138	TDD	DP	11A	(21)	01	=	SPA019 20 11A	
KA138	TDD	DQ	09B	AY13BQ	00	=		AY 13 - PRESET
KA138	TDD	DQ	08B	(19)	01	=	SPA018 17 08B	
KA150	TQ2	E3	30B	AY131A	00	=		BUS TO AY REG. - 13
KA150	TQ2	E3	28B	(37)	01	=	AYDBD0 DB13A0 53 28B 55 29B	
KA150	TQ2	E4	33B	AY132A	00	=		ADDER TO AY REG. - 13
KA150	TQ2	E4	31B	(63)	01	=	AYAD00 AD13B4 59 31B 61 32B	
KA150	TQ2	F1	37B	AY133A	00	=		AY LEFT SHIFT 16 TO 13
KA150	TQ2	F1	39B	(75)	01	=	AY14B0 AY15D0 79 39B 77 38B	
KA148	TD4	D1	25B	AY1390	00	=		AY 13 INPUT DATA GATE
KA148	TD4	D1	26A	(47)	01	=	AY087A AY133A AY132A AY131A 56 26A 54 25A 52 24A 49 26B	
				AY148I	00	=		
KA138	TDD	E1	19A	()	01	=	AY1490 40 19A	
				AY148N	00	=		
KA138	TDD	EN	20A	()	01	=	AYCP08 42 20A	AY 02 - 15 CLOCK BUS - A
KA138	TDD	EP	17B	AY148P	00	=		AY 14 - CLEAR
KA138	TDD	EP	18A	(35)	01	=	SPA019 38 18A	
KA138	TDD	EQ	18B	AY148Q	00	=		AY 14 - PRESET
KA138	TDD	EQ	19B	(37)	01	=	SPA020 39 19B	
KA150	TQ2	F2	34A	AY141A	00	=		BUS TO AY REG. - 14
KA150	TQ2	F2	36B	(72)	01	=	DB14A0 AYDBD0 73 36B 71 36A	
KA150	TQ2	F3	35A	AY142A	00	=		ADDER TO AY REG. - 14
KA150	TQ2	F3	34B	(69)	01	=	AYAD00 AD14B4 65 34B 74 35B	

DRAWING NUMBER 149012-860

UNIT ASSEMBLY NO. 149012 REV. E INDEX AY16BP

LOGIC

UNIT ASSEMBLY NAME CARD CAGE ASSY, CPU L.H.

FILE IDENT T39B2CP1

DATE 09-03-82

PAGE

128

CONNECTOR	TRIG	GROUP	TEST POINTS AND/OR	EQUATION	REL	LOGIC	FACTOR	COMMENT
KA138	TDD	GP	25B	AY16BP	00	=		AY 16 - CLEAR
KA138	TDD	GP	24A	(47)	01		SPA021 52 24A	
KA138	TDD	GQ	26B	AY16BQ	00	=		AY 16 - PRESET
KA138	TDD	GQ	27B	(49)	01		SPA020 51 27B	
KA146	TQ2	A4	07B	AY161A	00	=		BUS TO AY REG. - 16
KA146	TQ2	A4	05B	(15)	01		AYDBE0 DB16A0 11 05B 13 06B	
KA146	TQ2	B1	12A	AY162A	00	=		ADDER TO AY REG. - 16
KA146	TQ2	B1	14A	(22)	01		AD16B4 AYADE0 26 14A 24 13A	
KA146	TQ2	B2	09A	AY163A	00	=		AY LEFT SHIFT 17 TO 16
KA146	TQ2	B2	11A	(14)	01		AY17B0 AYL5E0 20 11A 18 10A	
KA144	TT3	A3	07B	AY164A	00	=		MASK DCD DD TO AY 16
KA144	TT3	A3	04B	(15)	01		AYM4C0 AYH0C0 AYMKC0 09 04B 11 05B 13 06B	
KA149	TD4	E1	31B	AY1690	00	=		AY 16 INPUT DATA GATE
KA149	TD4	E1	33A	(59)	01		AY164A AY162A AY163A AY161A 70 33A 68 32A 66 31A 61 32B	
				AY17BI	00	=		
KA138	TDD	HI	22A	()	01		AY1790 48 22A	
				AY17BN	00	=		
KA138	TDD	HW	21A	()	01		AYCPGB 46 21A	AY 16 - 29 CLOCK BUS -
KA138	TDD	HP	24B	AY17BP	00	=		AY 17 - CLEAR
KA138	TDD	HP	23A	(45)	01		SPA132 50 23A	
KA138	TDD	HQ	23B	AY17BQ	00	=		AY 17 - PRESET
KA138	TDD	HQ	22B	(43)	01		SPA020 41 22B	
KA146	TQ2	B3	10B	AY171A	00	=		BUS TO AY REG. - 17
KA146	TQ2	B3	08B	(21)	01		AYDBE0 DB17A0 17 08B 19 09B	

DRAWING NUMBER 149012-860

UNIT ASSEMBLY NO. 149012 REV. E INDEX AY172A

LOGIC

UNIT ASSEMBLY NAME CARD CAGE ASSY, CPU L.H.

FILE IDENT T39B2CP1 DATE 09-03-82 PAGE 129

CONNECTOR	GROUP	TEST POINTS AND/OR	EQUATION	TERMS	DESIGNATOR	FACTOR	COMMENT
XAI46	TQ2	B4 13B	AY172A	00 =			ADDER TO AY REG. - 17
XAI46	TQ2	B4 11B	(27)	01		AYADE0 AD17B4 23 11B 25 12B	
XAI46	TQ2	C1 18A	AY173A	00 =			AY LEFT SHIFT 18 TO 17
XAI46	TQ2	C1 20A	(38)	01		AY18BQ AYLSE0 42 20A 40 19A	
XAI44	TT3	B1 11A	AY174A	00 =			MASK DCD 01 OT AY 17
XAI44	TT3	B1 14A	(20)	01		AYMKCO AYMOCO AYM5CO 26 14A 24 13A 22 12A	
XAI49	TD4	E2 30B	AY1790	00 =			AY 17 INPUT DATA GATE
XAI49	TD4	E2 30A	(57)	01		AY174A AY173A AY172A AY171A 64 30A 62 29A 60 28A 55 29B	
			AY18BI	00 =			
XAI38	TDD	J1 32A	()	01		AY1890 68 32A	
			AY18BN	00 =			
XAI38	TDD	JW 33A	()	01		AYCPGB 70 33A	AY 16 - 29 CLOCK BUS
XAI38	TDD	JP 31B	AY18BP	00 =			AY 18 - CLEAR
XAI38	TDD	JP 31A	(59)	01		SPA021 66 31A	
XAI38	TDD	JQ 32B	AY18BQ	00 =			AY 18 - PRESET
XAI38	TDD	JQ 33B	(61)	01		SPA020 63 33B	
XAI46	TQ2	C2 15A	AY181A	00 =			BUS TO AY REG. - 18
XAI46	TQ2	C2 17A	(30)	01		D818A0 AYDBE0 36 17A 34 16A	
XAI46	TQ2	C3 16B	AY182A	00 =			ADDER TO AY REG. - 18
XAI46	TQ2	C3 14B	(33)	01		AYADE0 AD18B4 29 14B 31 15B	
XAI46	TQ2	C4 19B	AY183A	00 =			AY LEFT SHIFT 18 TO 18
XAI46	TQ2	C4 17B	(39)	01		AYLSE0 AY19BQ 35 17B 37 18B	
XAI44	TT3	B2 09B	AY184A	00 =			MASK DCD 02 TO AY 18
XAI44	TT3	B2 10A	(19)	01		AYM6CO AYMKCO AYMOCO 18 10A 14 09A 17 08B	

DRAWING NUMBER 149012-860

UNIT ASSEMBLY NO. 149012 REV. E INDEX AY1890

LOGIC

UNIT ASSEMBLY NAME CARD CAGE ASSY, CPU L.H.

FILE IDENT T39B2CP1 DATE 09-03-82 PAGE 130

CONNECTOR	CIRCUIT TYPE	GROUP	TEST POINTS AND OR	EQUATION	TEST POINTS	LOGIC GROUP	FACTOR	COMMENT
XA149	TD4	F1	37A	AY1890	00 =			AY 18 INPUT DATA GATE
XA149	TD4	F1	39B	(76)	01		AY183A AY184A AY182A AY181A 79 39B 77 38B 75 37B 78 38A	
				AY198I	00 =			
XA138	TDD	KI	29A	()	01		AY1990 62 29A	
				AY198N	00 =			
XA138	TDD	KN	28A	()	01		AYCPGB 60 28A	AY 16 - 29 CLOCK BUS - ▲
				AY198P	00 =			
XA138	TDD	KP	30B	(57)	01		SPA02I 64 30A	AY 19 - CLEAR
				AY198Q	00 =			
XA138	TDD	KQ	28B	(55)	01		SPA02O 53 28B	AY 19 - PRESET
				AY191A	00 =			
XA146	TQ2	D1	24A	(52)	01		DB19A0 AYD8E0 56 26A 54 25A	BUS TO AY REG. - 19
				AY192A	00 =			
XA146	TQ2	D2	23A	(46)	01		AD198I AYADE0 50 23A 48 22A	ADDER TO AY REG. - 19
				AY193A	00 =			
XA146	TQ2	D3	24B	(45)	01		AYLSE0 AY20B0 41 22B 43 23B	AY LEFT SHIFT 20 TO 19
				AY194A	00 =			
XA144	TT3	B3	13B	(27)	01		AYM0C0 AYMR00 AYM7C0 21 10B 23 11B 25 12B	MASK DCD 03 TO AY 19
				AY1990	00 =			
XA149	TD4	F2	35A	(69)	01		AY193A AY191A AY194A AY192A 73 36B 71 36A 72 34A 74 35B	AY 19 INPUT DATA GATE
				AY208I	00 =			
XA138	TDD	LI	38B	()	01		AY2090 77 38B	
				AY208N	00 =			
XA138	TDD	LN	39B	()	01		AYCPGB 79 39B	AY 16 - 29 CLOCK BUS - ▲

DRAWING NUMBER 149012-860

UNIT ASSEMBLY NO. 149012 REV. E INDEX AY20BP

LOGIC

UNIT ASSEMBLY NAME CARD CAGE ASSY, CPU L.H.

FILE IDENT T39B2CP1 DATE 09-03-82 PAGE 131

CONNECTOR	CIRCUIT TYPE	GROUP & SUBGROUP	TEST POINTS AND/OR	EQUATION	TEST TYPE	DEBU- GATOR	FACTOR	COMMENT
XAI38	TDD	LP	37A	AY20BP	00	=		AY 20 - CLEAR
XAI38	TDD	LP	37B	(76)	01		SPA021 75 37B	
XAI38	TDD	LQ	38A	AY20BQ	00	=		AY 20 - PRESET
XAI38	TDD	LQ	39A	(78)	01		SPA020 80 39A	
XAI46	TQ2	D4	27B	AY201A	00	=		BUS TO AY REG. - 20
XAI46	TQ2	D4	29B	(51)	01		AYDBE0 DB20A0 47 25B 49 26B	
XAI46	TQ2	E1	31A	AY202A	00	=		ADDER TO AY REG. - 20
XAI46	TQ2	E1	33A	(66)	01		AD20B4 AYADE0 70 33A 68 32A	
XAI46	TQ2	E2	28A	AY203A	00	=		AY LEFT SHIFT 31 TO 30
XAI46	TQ2	E2	30A	(60)	01		AYLSE0 AY21BQ 64 30A 62 29A	
XAI44	TT3	C1	17A	AY204A	00	=		MASK DCD 04 TO AY 20
XAI44	TT3	C1	20A	(36)	01		AYM1C0 AYMKC0 AYM4C0 42 20A 40 19A 38 18A	
XAI48	TD4	E2	30B	AY2090	00	=		AY 20 INPUT DATA GATE
XAI48	TD4	E2	30A	(57)	01		AY202A AY203A AY204A AY201A 64 30A 62 29A 60 28A 55 29B	
				AY21B1	00	=		
XAI37	TDD	AI	06A	()	01		AY2190 08 06A	
				AY21BN	00	=		
XAI37	TDD	AN	07A	()	01		AYCPGB 10 07A	AY 16 - 29 CLOCK BUS -
XAI37	TDD	AP	05B	AY21BP	00	=		AY 21 - CLEAR
XAI37	TDD	AP	05A	(11)	01		SPA017 06 05A	
XAI37	TDD	AQ	06B	AY21BQ	00	=		AY 21 - PRESET
XAI37	TDD	AQ	07B	(13)	01		SPA016 15 07B	
XAI46	TQ2	E3	30B	AY211A	00	=		BUS TO AY REG. - 21
XAI46	TQ2	E3	28B	(57)	01		AYDBE0 DB21A0 53 28B 55 29B	

DRAWING NUMBER 149012-860

UNIT ASSEMBLY NO. 149012 REV. E INDEX AY212A

LOGIC

UNIT ASSEMBLY NAME CARD CAGE ASSY, CPU L.H.

FILE IDENT T39B2CP1 DATE 09-03-82 PAGE 132

CONNECTOR	CIRCUIT TYPE	GROUP	TEST POINTS AND/OR	EQUATION	TRIG	DEBO RATIO	FACTOR	COMMENT
KA146	TQ2	E4	33B	AY212A	00	=		
KA146	TQ2	E4	31B	(63)	01	=	AYADE0 AD21B4 59 31B 61 32B	ADDER TO AY REG. - 21
KA146	TQ2	F1	37B	AY213A	00	=		
KA146	TQ2	F1	39B	(75)	01	=	AY22B0 AYLSE0 79 39B 77 38B	AY LEFT SHIFT 22 TO 21
KA144	TT3	C2	15B	AY214A	00	=		
KA144	TT3	C2	16A	(31)	01	=	AYM5C0 AYMR00 AYM1C0 34 16A 30 15A 29 14B	MASK DCD 05 TO AY 21
KA148	TD4	F1	37A	AY2190	00	=		
KA148	TD4	F1	39B	(76)	01	=	AY212A AY211A AY214A AY213A 79 39B 77 38B 75 37B 78 38A	AY 21 INPUT DATA GATE
				AY22BI	00	=		
KA137	TDD	BI	03B	()	01	=	AY2290 05 03B	
				AY22BN	00	=		
KA137	TDD	BN	02B	()	01	=	AYCP0B 01 02B	AY 16 - 29 CLOCK BUS - A
KA137	TDD	BP	04B	AY22BP	00	=		
KA137	TDD	BP	04A	(09)	01	=	SPA017 04 04A	AY 22 - CLEAR
KA137	TDD	BQ	03A	AY22BQ	00	=		
KA137	TDD	BQ	02A	(07)	01	=	SPA016 03 02A	AY 22 - PRESET
KA145	TQ2	F4	39A	AY22CA	00	=		
KA145	TQ2	F4	37A	(80)	01	=	AY22C0 SPA027 76 37A 78 38A	AY 22* UNLOAD
KA140	TQ2	F1	37B	AY22C0	00	=		
KA140	TQ2	F1	39B	(75)	01	=	SPA024 AY22BP 79 39B 77 38B	AY 22 UNLOAD
KA146	TQ2	F2	34A	AY221A	00	=		
KA146	TQ2	F2	36B	(72)	01	=	DB22A0 AYDBE0 73 36B 71 36A	BUS TO AY REG. - 22
KA146	TQ2	F3	35A	AY222A	00	=		
KA146	TQ2	F3	34B	(69)	01	=	AYADE0 AD22B4 65 34B 74 35B	ADDER TO AY REG. - 22

DRAWING NUMBER 149012-860

UNIT ASSEMBLY NO. 149012 REV. E INDEX AY223A

LOGIC

UNIT ASSEMBLY NAME CARD CAGE ASSY, CPU L.H.

FILE IDENT T39B2CP1 DATE 09-03-82 PAGE

133

CONNECTOR	ENCUT TYPE	TEST POINTS AND/OR	EQUATION	TERM	DESIGNATOR	FACTOR	COMMENT
XA146	TQ2	F4 39A	AY223A	00	=		AY LEFT SHIFT 23 TO 22
XA146	TQ2	F4 37A	(80)	01		AYL5E0 AY238Q 76 37A 78 38A	
XA144	TT3	C3 19B	AY224A	00	=		MASK DCD 06 TO AY 22
XA144	TT3	C3 16B	(39)	01		AYMICO AYMICO AYMICO 33 16B 35 17B 37 18B	
XA148	TD4	F2 35A	AY2290	00	=		AY 22 INPUT DATA GATE
XA148	TD4	F2 36B	(69)	01		AY224A AY221A AY222A AY223A 73 36B 71 36A 72 34A 74 35B	
			AY238I	00	=		
XA137	YDD	CI 13A	()	01		AY2390 24 13A	
			AY238N	00	=		
XA137	YDD	CN 14A	()	01		AYCPGB 26 14A	AY 16 - 29 CLOCK BUS - A
XA137	TDD	CP 11B	AY238P	00	=		AY 23 - CLEAR
XA137	YDD	CP 12A	(23)	01		SPA017 22 12A	
XA137	TDD	CQ 12B	AY238Q	00	=		AY 23 - PRESET
XA137	YDD	CQ 13B	(25)	01		SPA016 27 13B	
XA145	TQ2	A1 05A	AY231A	00	=		BUS TO AY REG. - 23
XA145	TQ2	A1 07A	(06)	01		DB23A0 AYD8E0 10 07A 08 06A	
XA145	TQ2	A2 02B	AY232A	00	=		ADDER TO AY REG. - 23
XA145	TQ2	A2 04A	(01)	01		AD23B1 AYADE0 04 04A 05 03B	
XA145	TQ2	A3 04B	AY233A	00	=		AY LEFT SHIFT 26 TO 23
XA145	TQ2	A3 02A	(09)	01		AYL5E0 AY248Q 03 02A 07 03A	
XA144	TT3	D1 23A	AY234A	00	=		MASK DCD 07 TO AY 23
XA144	TT3	D1 26A	(50)	01		AYM7C0 AYMICO AYMICO 56 26A 54 25A 52 24A	
XA143	TD4	C1 17B	AY2390	00	=		AY 23 INPUT DATA GATE
XA143	TD4	C1 20A	(35)	01		AY234A AY231A AY232A AY233A 42 20A 40 19A 38 18A 37 18B	

DRAWING NUMBER 149012-860

UNIT ASSEMBLY NO. 149012

REV. E

INDEX

AY24BI

LOGIC

UNIT ASSEMBLY NAME CARD CAGE ASSY, CPU L.H.

FILE IDENT

T39B2CP1

DATE 09-03-82

PAGE

134

CONNECTOR	CIRCUIT TYPE	GROUP	TEST POINTS		EQUATION	TERM	DESIG. PREFIX	FACTOR	COMMENT
			AND	OR					
					AY24BI	00 =			
KA137	TDD	DI	10A		()	01	AY2490 18 10A		
					AY24BN	00 =			
KA137	TDD	DN	09A		()	01	AYCPCB 14 09A		AY 16 - 29 CLOCK BUS A
KA137	TDD	DP	10B		AY24BP	00 =			AY 24 - CLEAR
KA137	TDD	DP	11A		(21)	01	SPA017 20 11A		
KA137	TDD	DQ	09B		AY24BQ	00 =			AY 24 - PRESET
KA137	TDD	DQ	08B		(19)	01	SPA016 17 08B		
KA145	TQ2	A4	07B		AY241A	00 =			BUS TO AY REG. - 24
KA145	TQ2	A4	05B		(15)	01	DB24A0 AYDBFO 11 05B 13 06B		
KA145	TQ2	B1	12A		AY242A	00 =			ADDER TO AY REG. - 24
KA145	TQ2	B1	14A		(22)	01	AD24B4 AYADFO 26 14A 24 13A		
KA145	TQ2	B2	09A		AY243A	00 =			AY LEFT SHIFT 25 TO 24
KA145	TQ2	B2	11A		(14)	01	AY25BQ AYLSFO 20 11A 18 10A		
KA144	TT3	D2	23B		AY244A	00 =			MASK DCD DR TO AY 24
KA144	TT3	D2	22A		(43)	01	AYM4C0 AYM2C0 AYMKDD 48 22A 46 21A 41 22B		
KA143	TD4	C2	16B		AY2490	00 =			AY 24 INPUT DATA GATE
KA143	TD4	C2	17A		(33)	01	AY242A AY243A AY241A AY244A 36 17A 34 16A 30 15A 31 15B		
					AY25BI	00 =			
KA137	TDD	EI	19A		()	01	AY2590 40 19A		
					AY25BN	00 =			
KA137	TDD	EN	20A		()	01	AYCPCB 42 20A		AY 16 - 29 CLOCK BUS A
KA137	TDD	EP	17B		AY25BP	00 =			AY 25 - CLEAR
KA137	TDD	EP	18A		(35)	01	SPA017 38 18A		

DRAWING NUMBER 149012-860

UNIT ASSEMBLY NO. 149012 REV. E INDEX AY262A

LOGIC

UNIT ASSEMBLY NAME CARD CAGE ASSY, CPU L.H.

FILE IDENT T39B2CP1 DATE 09-03-82 PAGE 136

CONNECTOR	CIRCUIT TYPE	GROUP	TEST POINTS AND OR	EQUATION	TERM	DEFINITION	FACTOR	COMMENT
XA145	TQ2	C3	16B	AY262A	00	=		ADDER TO AY REG. -
XA145	TQ2	C3	14B	(33)	01		AYADFO AD26B4 29 14B 31 15B	
XA145	TQ2	C4	19B	AY263A	00	=		AY LEFT SHIFT 27 T
XA145	TQ2	C4	17B	(39)	01		AYLSFO AY27BQ 35 17B 37 18B	
XA144	TT3	E1	30A	AY264A	00	=		MASK DCD 10 TO AY 26
XA144	TT3	E1	33A	(64)	01		AYMKDO AYM6CO AYM2CO 70 33A 68 32A 66 31A	
XA143	TD4	D2	24B	AY2690	00	=		AY 26 INPUT DATA GATE
XA143	TD4	D2	23A	(45)	01		AY263A AY262A AY261A AY264A 50 23A 48 22A 46 21A 43 23B	
				AY27B1	00	=		
XA137	TDD	GI	25A	()	01		AY2790 54 25A	
				AY27BN	00	=		
XA137	TDD	GN	26A	()	01		AYCPGB 56 26A	AY 16 - 29 CLOCK BUS -
XA137	TDD	GP	25B	AY27BP	00	=		AY 27 - CLEAR
XA137	TDD	GP	24A	(47)	01		SPA132 52 24A	
XA137	TDD	GQ	26B	AY27BQ	00	=		AY 27 - PRESET
XA137	TDD	GQ	27B	(49)	01		SPA016 51 27B	
XA145	TQ2	D1	24A	AY271A	00	=		BUS TO AY REG. - 27
XA145	TQ2	D1	26A	(52)	01		DB27AD AYDBFO 56 26A 54 25A	
XA145	TQ2	D2	21A	AY272A	00	=		ADDER TO AY REG. - 27
XA145	TQ2	D2	23A	(46)	01		AD27B1 AYADFO 50 23A 48 22A	
XA145	TQ2	D3	24B	AY273A	00	=		AY LEFT SHIFT 28 TO 27
XA145	TQ2	D3	22B	(45)	01		AY28BQ AYLSFO 41 22B 43 23B	
XA144	TT3	E2	29B	AY274A	00	=		MASK DCD 11 TO AY 27
XA144	TT3	E2	29A	(55)	01		AYM2CO AYM7CO AYMKDO 62 29A 60 28A 53 28B	

DRAWING NUMBER 149012-860

UNIT ASSEMBLY NO. 149012 REV. E INDEX AY2790

LOGIC

UNIT ASSEMBLY NAME CARD CAGE ASSY, CPU L.H.

FILE IDENT T39B2CP1 DATE 09-03-82 PAGE 137

CONNECTOR	CIRCUIT TYPE	GROUP	TEST POINTS AND/OR	EQUATION	TERMINAL	DESIGNATOR	FACTOR	COMMENT
XA143	TD4	E1	31B	AY2790	00	=		AY 27 INPUT DATA GATE
XA143	YD4	E1	33A	(59)	01		AY274A AY273A AY271A AY272A 70 33A 68 32A 66 31A 61 32B	
				AY288I	00	=		
XA137	YDD	HI	22A	()	01		AY2890 48 22A	
				AY288N	00	=		
XA137	YDD	HN	21A	()	01		AYCPGB 46 21A	AY 16 - 29 CLOCK BUS - A
XA137	TDD	HP	24B	AY288P	00	=		AY 28 - CLEAR
XA137	YDD	HP	23A	(45)	01		SPA017 50 23A	
				AY288Q	00	=		AY 28 - PRESET
XA137	TDD	HQ	23B	(43)	01		SPA016 41 22B	
				AY281A	00	=		BUS TO AY REG. - 28
XA145	TQ2	D4	27B	(51)	01		AYDBFO DB28A0 47 25B 49 26B	
				AY282A	00	=		ADDER TO AY REG. - 28
XA145	TQ2	E1	31A	(66)	01		AD288I AYADFO 70 33A 68 32A	
				AY283A	00	=		AY LEFT SHIFT 29 TO 28
XA145	TQ2	E2	28A	(60)	01		AYLSFO AY298Q 64 30A 62 29A	
				AY284A	00	=		MASK DCD 12 TO AY 28
XA144	TY3	E3	30B	(63)	01		AYM4C0 AYMKDO AYM3C0 57 30B 59 31B 61 32B	
				AY2890	00	=		AY 28 INPUT DATA GATE
XA143	TD4	E2	30B	(57)	01		AY282A AY281A AY283A AY284A 64 30A 62 29A 60 28A 55 29B	
				AY298I	00	=		
XA137	YDD	J1	32A	()	01		AY2990 68 32A	
				AY298N	00	=		
XA137	YDD	JN	33A	()	01		AYCPGB 70 33A	AY 16 - 29 CLOCK BUS - A

DRAWING NUMBER 149012-860

UNIT ASSEMBLY NO. 149012 REV. E INDEX AY29BP

LOGIC

UNIT ASSEMBLY NAME CARD CAGE ASSY, CPU L.H.

FILE IDENT T39B2CP1 DATE 09-03-82 PAGE 138

CONNECTOR	CIRCUIT TYPE	GROUP	TEST POINTS AND/OR	EQUATION	TEST	LOGIC STATE	FACTOR	COMMENT
XA137	T00	JP	31B	AY298P	00	=		AY 29 - CLEAR
XA137	T00	JP	31A	(59)	01		SPA019 66 31A	
XA137	T00	JQ	32B	AY298Q	00	=		AY 29 - PRESET
XA137	T00	JQ	33B	(61)	01		SPA132 63 33B	
XA145	TQ2	E3	30B	AY291A	00	=		BUS TO AY REG. - 29
XA145	TQ2	E3	28B	(57)	01		AYDBF0 DB29A0 53 28B 55 29B	
XA145	TQ2	E4	33B	AY292A	00	=		ADDER TO AY REG. - 29
XA145	TQ2	E4	31B	(63)	01		AYADF0 AD29B4 59 31B 61 32B	
XA145	TQ2	F1	37B	AY293A	00	=		AY LEFT SHIFT 30 TO 29
XA145	TQ2	F1	39B	(75)	01		AY30B0 AYLSF0 79 39B 77 38B	
XA144	TT3	F1	36B	AY294A	00	=		MASK DCD 13 TO AY 29
XA144	TT3	F1	39B	(73)	01		AYM3C0 AYHRD0 AYM3C0 79 39B 77 38B 75 37B	
XA143	TD4	F1	37A	AY2990	00	=		AY 29 INPUT DATA GATE
XA143	TD4	F1	39B	(76)	01		AY294A AY292A AY293A AY291A 79 39B 77 38B 75 37B 78 38A	
				AY30BI	00	=		
XA137	T00	KI	29A	()	01		AY3090 62 29A	
				AY30BN	00	=		
XA137	T00	KN	28A	()	01		AYCPKA 60 28A	
XA137	T00	KP	30B	AY30BP	00	=		AY 30 - CLEAR
XA137	T00	KP	30A	(57)	01		SPA132 64 30A	
XA137	T00	KQ	29B	AY30BQ	00	=		AY 30 - PRESET
XA137	T00	KQ	28B	(55)	01		SPA01B 53 28B	
XA145	TQ2	F2	34A	AY301A	00	=		BUS TO AY REG. - 30
XA145	TQ2	F2	36B	(72)	01		DB30A0 AYDBF0 73 36B 71 36A	

DRAWING NUMBER 149012-860

UNIT ASSEMBLY NO. 149012

REV. E

INDEX

AY302A

LOGIC

UNIT ASSEMBLY NAME CARD CAGE ASSY, CPU L.H.

FILE IDENT T39B2CP1

DATE 09-03-82

PAGE

139

CONNECTOR	CIRCUIT TYPE	GROUP	TEST POINTS		EQUATION	TEST	DESIGNATOR	FACTOR	COMMENT
			AND	OR					
XA145	TQ2	F3	35A		AY302A	00	=		ADDER TO AY REG. - 30
XA145	TQ2	F3	34B		(69)	01		AYADFO AD30B4 65 34B 74 35B	
XA144	TT3	F2	35B		AY304A	00	=		MASK DCD 24 TO AY 30
XA144	TT3	F2	36A		(74)	01		AYMKDO AYM3CO AYM6CO 71 36A 72 34A 65 34B	
XA144	TT3	F3	39A		AY307A	00	=		AI 00 TO AY 30
XA144	TT3	F3	35A		(80)	01		AYK7CO AYK3CO AL00CO 69 35A 76 37A 78 38A	
XA143	TD4	F2	35A		AY3090	00	=		AY 30 DATA INPUT GATE
XA143	TD4	F2	36B		(69)	01		AY307A AY302A AY301A AY304A 73 36B 71 36A 72 34A 74 35B	
					AY318I	00	=		
XA137	YDD	LI	38B		()	01		AY3190 77 38B	
					AY318N	00	=		
XA137	YDD	LN	39B		()	01		AYCPKA 79 39B	
XA137	TDD	LP	37A		AY318P	00	=		AY 31 - CLEAR
XA137	TDD	LP	37B		(76)	01		SPA019 75 37B	
XA137	TDD	LQ	38A		AY318Q	00	=		AY 31 - PRESET
XA137	TDD	LQ	39A		(78)	01		SPA018 80 39A	
XA140	TQ2	E1	31A		AY311A	00	=		BUS TO AY REG. - 31
XA140	TQ2	E1	33A		(66)	01		AYDBFO DB31A0 70 33A 68 32A	
XA140	TQ2	E2	28A		AY312A	00	=		ADDER TO AY REG. - 31
XA140	TQ2	E2	30A		(60)	01		AD31B1 AYADFO 64 30A 62 29A	
XA143	TD4	B2	10B		AY314A	00	=		MASK DCD 15 TO AY 31
XA143	TD4	B2	11A		(21)	01		AYMKDO AYM3CO AYM7CO SPA041 20 11A 18 10A 14 09A 19 09B	
XA140	TQ2	E3	30B		AY317A	00	=		PLUS ONE TO AY -XIT/XDI- A
XA140	TQ2	E3	28B		(57)	01		AYK5CO AYK2CO 53 28B 55 29B	

DRAWING NUMBER 149012-860

UNIT ASSEMBLY NO. 149012

REV. E

INDEX

AY318A

LOGIC

UNIT ASSEMBLY NAME CARD CAGE ASSY, CPU L.H.

FILE IDENT

T39B2CP1

DATE 09-03-82

PAGE

140

CONNECTOR	CIRCUIT TYPE	GROUP	TEST POINTS AND/OR	EQUATION	TEST	ORIGINATOR	FACTOR	COMMENT
XA140	TQ2	E4	33B	AY318A	00	=		
XA140	TQ2	E4	31B	(63)	01		AYK4CA AYK3C0 59 31B 61 32B	PLUS ONE TO AY-AYK=16
XA132	TSB	F1	37A	AY3190	00	=		AY 31 DATA INPUT GATE
XA132	TSB	F1	39B	(76)	01		SPA022 AY318A AY317A AY311A AY312A AY314A SPA015 SPA021 79 39B 77 38B 75 37B 73 36B 71 36A 72 34A 74 35B 78 38A	
				CLKG0B	00	=		
XA543	TQ2	A1	05A	()	01		CTG010 CTG020 CTG030 CTG040 06 05A 21 10B 33 16B 45 24B	
				CLKG1B	00	=		
XA543	TQ2	A2	02B	()	01		CTG110 CTG120 CTG130 CTG140 01 02B 14 09A 30 15A 46 21A	
				CLKG2B	00	=		
XA543	TQ2	A3	04B	()	01		CTG210 CTG220 CTG230 CTG240 09 04B 22 12A 38 18A 51 27B	
				CLKMOB	00	=		
XA543	TQ2	A4	07B	()	01		CTM040 CTM030 CTM010 CTM020 15 07B 27 13B 39 19B 52 24A	
				CMA1B1	00	=		
XA211	TDD	A1	06A	()	01		CMA190 08 06A	
				CMA1B1N	00	=		
XA211	TDD	AN	07A	()	01		CMCPAB 10 07A	GATED CLOCK-ARITH MOPS
XA211	TDD	AP	05B	CMA1BP	00	=		ARITH. CONTROL 01 - CLEAR
XA211	TDD	AP	05A	(11)	01		CMCLRB 06 05A	CLEAR MOP REG- A SECTI ON
XA211	TDD	AQ	06B	CMA1BQ	00	=		ARITH. CONTROL 01 - PRESET
XA211	TDD	AQ	07B	(13)	01		SPA029 15 07B	
				CMA1CI	00	=		
XA211	TDD	B1	03B	()	01		CMA190 05 03B	
				CMA1CN	00	=		
XA211	TDD	BN	02B	()	01		CMCPAB 01 02B	GATED CLOCK-ARITH MOPS

DRAWING NUMBER 149012-860

UNIT ASSEMBLY NO. 149012 REV. E INDEX CMA1CP

LOGIC

UNIT ASSEMBLY NAME CARD CAGE ASSY, CPU L.H.

FILE IDENT T39B2CP1 DATE 09-03-82 PAGE 141

CONNECTOR	CIRCUIT GROUP	TEST POINTS AND/OR	EQUATION	TEST POINT	DEFINITION	FACTOR	COMMENT
XA211	TDD BP	04B	CMA1CP	00 =			ARITH. CTRL 01 UNLD-CLEAR
XA211	TDD BP	04A	(09)	01	CMCLRB	04 04A	CLEAR MOP REG- A SECTI ON
XA211	TDD BQ	03A	CMA1CQ	00 =			ARITH. CTRL 01 UNLD-PRESET
XA211	TDD BQ	02A	(07)	01	SPA028	03 02A	
XA211	TDD CY	13A	CMA2BI	00 =			
XA211	TDD CY		()	01	CMA290	24 13A	
XA211	TDD CN	14A	CMA2BN	00 =			GATED CLOCK-ARITH MOPS
XA211	TDD CN		()	01	CMCPAB	26 14A	
XA211	TDD CP	11B	CMA2BP	00 =			ARITH. CONTROL 02 - CLEAR
XA211	TDD CP	12A	(23)	01	CMCLRB	22 12A	CLEAR MOP REG- A SECTI ON
XA211	TDD CQ	12B	CMA2BQ	00 =			ARITH. CONTROL 02 - PRESET
XA211	TDD CQ	13B	(25)	01	SPA029	27 13B	
XA211	TDD DI	10A	CMA3BI	00 =			
XA211	TDD DI		()	01	CMA390	18 10A	
XA211	TDD DN	09A	CMA3BN	00 =			GATED CLOCK-ARITH MOPS
XA211	TDD DN		()	01	CMCPAB	14 09A	
XA211	TDD DP	10B	CMA3BP	00 =			ARITH. CONTROL 03 - CLEAR
XA211	TDD DP	11A	(21)	01	CMCLRB	20 11A	CLEAR MOP REG- A SECTI ON
XA211	TDD DQ	09B	CMA3BQ	00 =			ARITH. CONTROL 03 - PRESET
XA211	TDD DQ	08B	(19)	01	SPA029	17 08B	
XA211	TDD EI	19A	CMA4BI	00 =			
XA211	TDD EI		()	01	CMA490	40 19A	
XA211	TDD EN	20A	CMA4BN	00 =			GATED CLOCK-ARITH MOPS
XA211	TDD EN		()	01	CMCPAB	42 20A	

DRAWING NUMBER 149012-860

UNIT ASSEMBLY NO. 149012

REV. E

INDEX

CMA4BP

LOGIC

UNIT ASSEMBLY NAME CARD CAGE ASSY, CPU L.H.

FILE IDENT

T39B2CP1

DATE 09-03-82

PAGE

142

CONNECTOR	CIRCUIT TYPE	GROUP	TEST POINTS AND/OR	EQUATION	TER2	DESIG NATOR	FACTOR	COMMENT
KA211	TDD	EP	17B	CMA48P	00	=		ARITH. CONTROL 04 - CLEAR
KA211	TDD	EP	18A	(35)	01		CMCLRB 38 18A	CLEAR MOP REG- A SECTI ON
KA211	TDD	EQ	18B	CMA48Q	00	=		ARITH. CONTROL 04 - PRESET
KA211	TDD	EQ	19B	(37)	01		UCMA48 39 19B	
KA211	TDD	FI	18A	()	01		CMA58I 34 16A	
KA211	TDD	FN	15A	()	01		CMCPAB 30 15A	GATED CLOCK-ARITH MOPS
KA211	TDD	FP	16B	CMA58P	00	=		ARITH. CONTROL 05 - CLEAR
KA211	TDD	FP	17A	(33)	01		CMCLRB 36 17A	CLEAR MOP REG- A SECTI ON
KA211	TDD	FQ	15B	CMA58Q	00	=		ARITH. CONTROL 05 - PRESET
KA211	TDD	FQ	14B	(31)	01		SPA029 29 14B	
KA211	TDD	GI	25A	()	01		CMA68I 54 25A	
KA211	TDD	GN	26A	()	01		CMCPAB 56 26A	GATED CLOCK-ARITH MOPS
KA211	TDD	GP	25B	CMA68P	00	=		ARITH. CONTROL 06 - CLEAR
KA211	TDD	GP	24A	(47)	01		CMCLRB 52 24A	CLEAR MOP REG- A SECTI ON
KA211	TDD	GQ	26B	CMA68Q	00	=		ARITH. CONTROL 06 - PRESET
KA211	TDD	GQ	27B	(49)	01		SPA029 51 27B	
KA211	TDD	HI	22A	()	01		CM790 48 22A	
KA211	TDD	HN	21A	()	01		CMCPAB 46 21A	GATED CLOCK-ARITH MOPS

DRAWING NUMBER 149012-860

UNIT ASSEMBLY NO. 149012 REV. E INDEX CMA7BP

LOGIC

UNIT ASSEMBLY NAME CARD CAGE ASSY, CPU L.H.

FILE IDENT T39B2CP1 DATE 09-03-82 PAGE 143

CONNECTOR	CIRCUIT TYPE	GROUP & SUB	TEST POINTS AND/OR	EQUATION	TEST POINTS	DESIG- NATOR	FACTOR	COMMENT
XA211	TDD	HP	24B	CMA7BP	00	=		ARITH. CONTROL 07 - CLEAR
XA211	TDD	HP	23A	(45)	01		CMCLR8 50 23A	CLEAR MOP REG- A SECTI ON
XA211	TDD	HQ	23B	CMA7BQ	00	=		ARITH. CONTROL 07 - PRESET
XA211	TDD	HQ	22B	(43)	01		SPA029 41 22B	
				CMA8BI	00	=		
XA211	TDD	JY	32A	()	01		CMA890 68 32A	
				CMA8BN	00	=		
XA211	TDD	JN	33A	()	01		CMCPAB 70 33A	GATED CLOCK-ARITH MOPS
XA211	TDD	JP	31B	CMA8BP	00	=		ARITH. CONTROL 05 - CLEAR
XA211	TDD	JP	31A	(59)	01		CMCLR8 66 31A	CLEAR MOP REG- A SECTI ON
XA211	TDD	JQ	32B	CMA8BQ	00	=		ARITH. CONTROL 08 - PRESET
XA211	TDD	JQ	33B	(61)	01		UCMAB8 63 33B	
				CMBOBI	00	=		
XA210	TDD	AI	06A	()	01		CMBO90 08 06A	
				CMBOBN	00	=		
XA210	TDD	AN	07A	()	01		CMCPAB 10 07A	GATED CLOCK-ARITH MOPS
XA210	TDD	AP	05B	CMBOBP	00	=		ARITH. CONTROL 10 - CLEAR
XA210	TDD	AP	05A	(11)	01		CMCLR8 06 05A	CLEAR MOP REG- A SECTI ON
XA210	TDD	AQ	06B	CMBOBQ	00	=		ARITH. CONTROL 10 - PRESET
XA210	TDD	AQ	07B	(13)	01		SPA028 15 07B	
				CMBOCI	00	=		
XA210	TDD	BI	03B	()	01		CMBO90 05 03B	
				CMBOCN	00	=		
XA210	TDD	BN	02B	()	01		CMCPAB 01 02B	GATED CLOCK-ARITH MOPS

DRAWING NUMBER 149012-860

UNIT ASSEMBLY NO. 149012 REV. E INDEX CMB0CP

LOGIC

UNIT ASSEMBLY NAME CARD CAGE ASSY, CPU L.H.

FILE IDENT T39B2CP1 DATE 09-03-82 PAGE 144

CONNECTOR	CIRCUIT TYPE	GROUP	TEST POINTS AND/OR	EQUATION	TERM	DESIGNATOR	FACTOR	COMMENT
KA210	TDD	BP	04B	CMB0CP	00	=		ARITH. CTRL 10 UNLD-CLEAR
KA210	TDD	BP	04A	(09)	01		CMCLRB 04 04A	CLEAR MOP REG- A SECTI ON
KA210	TDD	BQ	03A	CMB0CQ	00	=		ARITH. CTRL 10 UNLD-PRESET
KA210	TDD	BQ	02A	(07)	01		SPA030 03 02A	
				CMB18I	00	=		
KA210	TDD	CI	13A	()	01		CM8190 24 13A	
				CMB18N	00	=		
KA210	TDD	CN	14A	()	01		CMCPAB 26 14A	GATED CLOCK-ARITH MOPS
KA210	TDD	CP	11B	CMB18P	00	=		ARITH. CONTROL 11 - CLEAR
KA210	TDD	CP	12A	(23)	01		CMCLRB 22 12A	CLEAR MOP REG- A SECTI ON
KA210	TDD	CQ	12B	CMB18Q	00	=		ARITH. CONTROL 11 - PRESET
KA210	TDD	CQ	13B	(25)	01		SPA028 27 13B	
				CMB28I	00	=		
KA210	TDD	DI	10A	()	01		CM8290 18 10A	
				CMB28N	00	=		
KA210	TDD	DN	09A	()	01		CMCPAB 14 09A	GATED CLOCK-ARITH MOPS
KA210	TDD	DP	10B	CMB28P	00	=		ARITH. CONTROL 12 - CLEAR
KA210	TDD	DP	11A	(21)	01		CMCLRB 20 11A	CLEAR MOP REG- A SECTI ON
KA210	TDD	DQ	09B	CMB28Q	00	=		ARITH. CONTROL 12 - PRESET
KA210	TDD	DQ	08B	(19)	01		UCM828 17 08B	
				CMB38I	00	=		
KA210	TDD	EI	19A	()	01		CM8390 40 19A	
				CMB38N	00	=		
KA210	TDD	EN	20A	()	01		CMCPAB 42 20A	GATED CLOCK-ARITH MOPS

DRAWING NUMBER 149012-860

UNIT ASSEMBLY NO. 149012 REV. E INDEX CMB3BP

UNIT ASSEMBLY NAME CARD CAGE ASSY, CPU L.H.

LOGIC

FILE IDENT T39B2CP1 DATE 09-03-82 PAGE 145

CONNECTOR	CIRCUIT TYPE	GROUP	TEST POINTS AND/OR	EQUATION	TEST POINTS	LOGIC	FACTOR	COMMENT
XA210	TDD	EP	17B	CMB38P	00 =			ARITH. CONTROL 13 - CLEAR
XA210	TDD	EP	18A	(35)	01	CMCLRB 38 18A		CLEAR MOP REG- A SECTION
XA210	TDD	EQ	18B	CMB38Q	00 =			ARITH. CONTROL 13 - PRESET
XA210	TDD	EQ	19B	(37)	01	SPA028 39 19B		
XA210	TDD	FI	16A	CMB48I	00 =			
				()	01	CMB490 24 16A		
XA210	TDD	FN	15A	CMB48N	00 =			GATED CLOCK-ARITH MOPS
				()	01	CMCPAB 30 15A		
XA210	TDD	FP	16B	CMB48P	00 =			ARITH. CONTROL 14 - CLEAR
XA210	TDD	FP	17A	(33)	01	CMCLRB 36 17A		CLEAR MOP REG- A SECTION
XA210	TDD	FQ	15B	CMB48Q	00 =			ARITH. CONTROL 14 - PRESET
XA210	TDD	FQ	14B	(31)	01	SPA028 29 14B		
XA210	TDD	GI	25A	CMB58I	00 =			
				()	01	CMB590 54 25A		
XA210	TDD	GN	26A	CMB58N	00 =			GATED CLOCK-ARITH MOPS
				()	01	CMCPAB 56 26A		
XA210	TDD	GP	25B	CMB58P	00 =			ARITH. CONTROL 15 - CLEAR
XA210	TDD	GP	24A	(47)	01	CMCLRB 52 24A		CLEAR MOP REG- A SECTION
XA210	TDD	GQ	26B	CMB58Q	00 =			ARITH. CONTROL 15 - PRESET
XA210	TDD	GQ	27B	(49)	01	SPA028 51 27B		
XA210	TDD	HI	22A	CMB68I	00 =			
				()	01	CMB690 48 22A		
XA210	TDD	HN	21A	CMB68N	00 =			GATED CLOCK-ARITH MOPS
				()	01	CMCPAB 46 21A		

DRAWING NUMBER 149012-860

UNIT ASSEMBLY NO. 149012 REV. E INDEX CMB6BP

LOGIC

UNIT ASSEMBLY NAME CARD CAGE ASSY, CPU L.H.

FILE IDENT T39B2CP1 DATE 09-03-82 PAGE 146

CONNECTOR	CIRCUIT TYPE	GROUP	TEST POINTS		EQUATION	TERM	RELATION	FACTOR	COMMENT
			AND	OR					
KA210	TDD	HP	24B		CMB6BP	00	=		ARITH. CONTROL 16 - CLEAR
KA210	TDD	HP	23A	(45)	(45)	01		CMCLRB 50 23A	CLEAR MOP REG- A SECTI ON
KA210	TDD	HQ	23B		CMB6BQ	00	=		ARITH. CONTROL 16 - PRESET
KA210	TDD	HQ	22B	(43)	(43)	01		UCMB6B 41 22B	
KA210	TDD	JI	32A	()	CMB7B1	00	=		
KA210	TDD	JI	32A	()	()	01		CMB790 68 32A	
KA210	TDD	JN	33A	()	CMB7BN	00	=		
KA210	TDD	JN	33A	()	()	01		CMCPAB 70 33A	GATED CLOCK-ARITH MOPS
KA210	TDD	JP	31B		CMB7BP	00	=		ARITH. CONTROL 17 - CLEAR
KA210	TDD	JP	31A	(59)	(59)	01		CMCLRB 66 31A	CLEAR MOP REG- A SECTI ON
KA210	TDD	JQ	32B		CMB7BQ	00	=		ARITH. CONTROL 17 - PRESET
KA210	TDD	JQ	33B	(61)	(61)	01		UCMB7B 63 33B	
KA210	TDD	KI	29A	()	CMB8B1	00	=		
KA210	TDD	KI	29A	()	()	01		CM8B90 62 29A	
KA210	TDD	KN	28A	()	CMB8BN	00	=		
KA210	TDD	KN	28A	()	()	01		CMCPAB 60 28A	GATED CLOCK-ARITH MOPS
KA210	TDD	KP	30B		CMB8BP	00	=		ARITH. CONTROL 18 - CLEAR
KA210	TDD	KP	30A	(57)	(57)	01		CMCLRB 64 30A	CLEAR MOP REG- A SECTI ON
KA210	TDD	KQ	29B		CMB8BQ	00	=		ARITH. CONTROL 18 - PRESET
KA210	TDD	KQ	28B	(55)	(55)	01		UCMB8B 53 28B	
KA213	TQ2	B1	12A	()	CMCPAB	00	=		
KA213	TQ2	B1	12A	()	()	01		CMCP0A 22 12A	GATED CLK- MOP REG
KA213	TQ2	B2	09A	()		02	+	CMCP1A 14 09A	
KA213	TQ2	B3	10B	()		03	+	CMCP2A 21 10B	

DRAWING NUMBER 149012-860

LOGIC

UNIT ASSEMBLY NAME CARD CAGE ASSY, CPU L.H.

FILE IDENT T39B2CP1

DATE 09-03-82

PAGE 148

CONNECTOR	UNIT	TEST POINTS AND/OR	EQUATION	3	DESIG	FACTOR	COMMENT
KA551	TDD	KI 29A	CMG18I ()	00 =	01	CMG190 62 29A	
			CMG18N	00 =			
KA551	TDD	KN 28A	CMG18P ()	00 =	01	CMCPYA 60 28A	GATED CLOCK- G AND M M OPS
KA551	TDD	KP 30A	CMG18Q (57)	00 =	01	CMCLMB 64 30A	CLEAR MOP REG- G AND M SEC
KA551	TDD	KQ 29B	CMG18R ()	00 =			
KA551	TDD	KQ 28B	CMG18S (55)	00 =	01	SPA129 53 28B	
			CMG28I	00 =			
KA551	TDD	LI 38B	CMG28J ()	00 =	01	CMG290 77 38B	
			CMG28N	00 =			
KA551	TDD	LN 39B	CMG28P ()	00 =	01	CMCPYA 79 39B	GATED CLOCK- G AND M M OPS
KA551	TDD	LP 37A	CMG28Q (76)	00 =	01	CMCLMB 75 37B	CLEAR MOP REG- G AND M SEC
KA551	TDD	LQ 38A	CMG28R ()	00 =			
KA551	TDD	LQ 39A	CMG28S (78)	00 =	01	SPA130 80 39A	
			CMG38I	00 =			
KA551	TDD	MI 36A	CMG38J ()	00 =	01	CMG390 71 36A	
			CMG38N	00 =			
KA551	TDD	MN 34A	CMG38P ()	00 =	01	CMCPYA 72 34A	GATED CLOCK- G AND M M OPS
KA551	TDD	MP 35A	CMG38Q (69)	00 =	01	CMCLMB 73 36B	CLEAR MOP REG- G AND M SEC
KA551	TDD	MP 36B	CMG38R ()	00 =			
KA551	TDD	MQ 35B	CMG38S (74)	00 =	01	UCMG38 65 34B	
KA551	TDD	MQ 34B					

DRAWING NUMBER 149012-860

TM 11-5895-856-34-6/EE640-CA-MMI-060/E154 CPU/TO 31W2-2T-122-6

UNIT ASSEMBLY NO. 149012 REV. E INDEX CMG4BI

UNIT ASSEMBLY NAME CARD CAGE ASSY, CPU L.H.

LOGIC

FILE IDENT T39B2CP1 DATE 09-03-82 PAGE 149

CONNECTOR	TEST POINTS AND/OR	EQUATION	3	DESIGNATOR	FACTOR	COMMENT
		CMG4BI	00 =			
XA551	TDD AI 06A	()	01		CMG490 08 06A	
		CMG4BN	00 =			
XA551	TDD AN 07A	()	01		CMCPZA 10 07A	GATED CLOCK- G AND M OPS
XA551	TDD AP 05B	CMG4BP	00 =			
XA551	TDD AP 05A	(11)	01		CMCLMB 06 05A	CLEAR MOP REG- G AND M SEC
XA551	TDD AQ 06B	CMG4BQ	00 =			
XA551	TDD AQ 07B	(13)	01		UCMG4B 15 07B	
XA543	TQ2 E1 31A	CMG4P0	00 =			
XA543	TQ2 E1 33A	(66)	01		SPA503 CMG4BQ 70 33A 68 32A	
XA543	TQ2 E2 28A	CMG4Q0	00 =			
XA543	TQ2 E2 30A	(60)	01		SPA503 CMG4BP 64 30A 62 29A	
		CMG5BI	00 =			
XA551	TDD BI 03B	()	01		CMG590 05 03B	
		CMG5BN	00 =			
XA551	TDD BN 02B	()	01		CMCPZA 01 02B	GATED CLOCK- G AND M OPS
XA551	TDD BP 04B	CMG5BP	00 =			
XA551	TDD BP 04A	(09)	01		CMCLMB 04 04A	CLEAR MOP REG- G AND M SEC
XA551	TDD BQ 03A	CMG5BQ	00 =			
XA551	TDD BQ 02A	(07)	01		UCMG5B 03 02A	
XA543	TQ2 E3 30B	CMG5P0	00 =			
XA543	TQ2 E3 28B	(57)	01		SPA503 CMG5BQ 53 28B 55 29B	
XA543	TQ2 E4 33B	CMG5Q0	00 =			
XA543	TQ2 E4 31B	(63)	01		SPA503 CMG5BP 29 31B 61 32B	

DRAWING NUMBER 149012-860

UNIT ASSEMBLY NO. 149012 REV. E INDEX CM6BI

LOGIC

UNIT ASSEMBLY NAME CARD CAGE ASSY, CPU L.H.

FILE IDENT T39B2CP1 DATE 09-03-82 PAGE 150

CONNECTOR	CIRCUIT GROUP	TEST POINTS AND/OR	EQUATION	TERMINAL	DEFINITION	FACTOR	COMMENT
KA551	TDD CI	13A	CMG6BI ()	00 = 01		CMG690 24 13A	
KA551	TDD CN	14A	CMG6BN ()	00 = 01		CMCPZA 26 14A	GATED CLOCK- G AND M OPS
KA551	TDD CP	11B	CMG6BP (23)	00 = 01		CMCLMB 22 12A	CLEAR MOP REG- G AND M SEC
KA551	TDD CQ	12B	CMG6BQ (25)	00 = 01		UCMG6B 27 13B	
KA543	TQ2 F1	37B	CMG6PO (75)	00 = 01		SPA503 CMG6BQ 79 39B 77 38B	
KA543	TQ2 F2	34A	CMG6QD (72)	00 = 01		SPA503 CMG6BP 73 36B 71 36A	
KA551	TDD DI	10A	CMG7BI ()	00 = 01		CMG790 18 10A	
KA551	TDD DN	09A	CMG7BN ()	00 = 01		CMCPZA 14 09A	GATED CLOCK- G AND M OPS
KA551	TDD DP	10B	CMG7BP (21)	00 = 01		CMCLMB 20 11A	CLEAR MOP REG- G AND M SEC
KA551	TDD DQ	09B	CMG7BQ (19)	00 = 01		UCMG7B 17 08B	
KA543	TQ2 F3	35A	CMG7PD (69)	00 = 01		SPA503 CMG7BQ 65 34B 74 35B	
KA543	TQ2 F4	39A	CMG7QD (80)	00 = 01		SPA503 CMG7BP 76 37A 78 38A	

DRAWING NUMBER 149012-860

UNIT ASSEMBLY NO. 149012 REV. E INDEX CMMOBI

LOGIC

UNIT ASSEMBLY NAME CARD CAGE ASSY, CPU L.H.

FILE IDENT T39B2CP1 DATE 09-03-82 PAGE 151

CONNECTOR	CIRCUIT TYPE	GROUP	TEST POINTS AND/OR	EQUATION	TEST YES	DESIGNATOR	FACTOR	COMMENT
				CMMOBI ()	00 =			
XA411	TDD	AI	06A		01		CMMO90 08 06A	
				CMMOBN ()	00 =			
XA411	TDD	AN	07A		01		CMCPMB 10 07A	GATED CLOCK- G AND M M OPS
XA411	TDD	AP	05B	CMMOBP (11)	00 =			
XA411	TDD	AP	05A		01		CMCLMB 06 05A	CLEAR MOP REG- G AND M SEC
XA411	TDD	AQ	06B	CMMOBQ (13)	00 =			
XA411	TDD	AQ	07B		01		UCMMOB 15 07B	
				CMMOCI ()	00 =			
XA532	TDD	LI	38B		01		CMMO90 77 38B	
				CMMOCN ()	00 =			
XA532	TDD	LN	39B		01		CMCPMB 79 39B	GATED CLOCK- G AND M M OPS
XA532	TDD	LP	37A	CMMOCP (76)	00 =			
XA532	TDD	LP	37B		01		CMCLMB 75 37B	CLEAR MOP REG- G AND M SEC
XA532	TDD	LQ	38A	CMMOCQ (78)	00 =			
XA532	TDD	LQ	39A		01		UCMMOB 80 39A	
XA412	TD4	E1	31B	CMMOQ0 (59)	00 =			
XA412	TD4	E1	33A		01		CMMOCP SPI024 SPI023 SPI022 70 33A 68 32A 66 31A 61 32B	
				CMM1BI ()	00 =			
XA411	TDD	BI	03B		01		CMM190 05 03B	
				CMM1BN ()	00 =			
XA411	TDD	BN	02B		01		CMCPMB 01 02B	GATED CLOCK- G AND M M OPS
XA411	TDD	BP	04B	CMM1BP (09)	00 =			
XA411	TDD	BP	04A		01		CMCLMB 04 04A	CLEAR MOP REG- G AND M SEC

DRAWING NUMBER 149012-860

UNIT ASSEMBLY NO. 149012

REV. E

INDEX CMM1BQ

LOGIC

UNIT ASSEMBLY NAME CARD CAGE ASSY, CPU L.H.

FILE IDENT T39B2CP1

DATE 09-03-82

PAGE 152

CONNECTOR	GROUP	TEST POINTS AND OR	EQUATION	TERM	TEST DATE	FACTOR	COMMENT
KA411	TDD BQ	03A	CMM18Q	00 =			
KA411	TDD BQ	02A	(07)	01		UCM18 03 02A	
			CMM28I	00 =			
KA411	TDD CI	13A	()	01		CMM290 24 13A	
			CMM28N	00 =			
KA411	TDD CN	14A	()	01		CMCPMB 26 14A	GATED CLOCK- G AND M M OPS
KA411	TDD CP	11B	CMM28P	00 =			
KA411	TDD CP	12A	(23)	01		CMCLMA 22 12A	
KA411	TDD CQ	12B	CMM28Q	00 =			
KA411	TDD CQ	13B	(25)	01		UCM28 27 13B	
			CMM38I	00 =			
KA411	TDD DI	10A	()	01		CMM390 18 10A	
			CMM38N	00 =			
KA411	TDD DN	09A	()	01		CMCPMB 14 09A	GATED CLOCK- G AND M M OPS
KA411	TDD DP	10B	CMM38P	00 =			
KA411	TDD DP	11A	(21)	01		CMCLMA 20 11A	
KA411	TDD DQ	09B	CMM38Q	00 =			
KA411	TDD DQ	08B	(19)	01		SPA079 17 08B	
			CMM48I	00 =			
KA411	TDD EI	19A	()	01		CMM490 40 19A	
			CMM48N	00 =			
KA411	TDD EN	20A	()	01		CMCPMB 42 20A	GATED CLOCK- G AND M M OPS
KA411	TDD EP	17B	CMM48P	00 =			
KA411	TDD EP	18A	(35)	01		CMCLMA 38 18A	

DRAWING NUMBER 149012-860

UNIT ASSEMBLY NO. 149012 REV. E INDEX CMM4BQ

LOGIC

UNIT ASSEMBLY NAME CARD CAGE ASSY, CPU L.H.

FILE IDENT T39B2CP1 DATE 09-03-82 PAGE 153

CONNECTOR	GROUP	POINT	TEST POINTS AND/OR	EQUATION	TERM	DESIGNATOR	FACTOR	COMMENT
XA411	TDD	EQ	18B	CMM48Q	00	=		
XA411	TDD	EQ	19B	(37)	01		SPA079 39 19B	
				CMM58I	00	=		
XA411	TDD	FI	16A	()	01		CMM590 34 16A	
				CMM58N	00	=		
XA411	TDD	FN	15A	()	01		CMCPMB 30 15A	GATED CLOCK- G AND M OPS
XA411	TDD	FP	16B	CMM58P	00	=		
XA411	TDD	FP	17A	(33)	01		CMCLMB 36 17A	CLEAR MOP REG- G AND M SEC
XA411	TDD	FQ	15B	CMM58Q	00	=		
XA411	TDD	FQ	14B	(31)	01		UCMM58 29 14B	
				CMM68I	00	=		
XA411	TDD	GI	25A	()	01		CMM690 54 25A	
				CMM68N	00	=		
XA411	TDD	GN	26A	()	01		CMCPMB 56 26A	GATED CLOCK- G AND M OPS
XA411	TDD	GP	25B	CMM68P	00	=		
XA411	TDD	GP	24A	(47)	01		CMCLMB 52 24A	CLEAR MOP REG- G AND M SEC
XA411	TDD	GQ	26B	CMM68Q	00	=		
XA411	TDD	GQ	27B	(49)	01		SPA080 51 27B	
				CMM78I	00	=		
XA411	TDD	HI	22A	()	01		CMM790 48 22A	
				CMM78N	00	=		
XA411	TDD	HN	21A	()	01		CMCPMB 46 21A	GATED CLOCK- G AND M OPS
XA411	TDD	HP	24B	CMM78P	00	=		
XA411	TDD	HP	23A	(45)	01		CMCLMB 50 23A	CLEAR MOP REG- G AND M SEC

DRAWING NUMBER 149012-860

UNIT ASSEMBLY NO. 149012 REV. E INDEX CMM7BQ

UNIT ASSEMBLY NAME CARD CAGE ASSY, CPU L.H.

LOGIC

FILE IDENT T39B2CP1 DATE 09-03-82 PAGE 154

CONNECTOR	TEST POINT	GROUP	TEST POINTS AND/OR	EQUATION	TEST	RELATIONSHIP	FACTOR	COMMENT
XA411	TDD	HQ	23B	CMM7BQ	00	=		
XA411	TDD	HQ	22B	(43)	01		UCMM7B 41 22B	
				CMM8BI	00	=		
XA411	TDD	JI	32A	()	01		CMM890 68 32A	
				CMM8BN	00	=		
XA411	TDD	JW	33A	()	01		CMCPMB 70 33A	GATED CLOCK- G AND M M QPS
XA411	TDD	JP	31B	CMM8BP	00	=		
XA411	TDD	JP	31A	(59)	01		CMCLMB 66 31A	CLEAR MOP REG- G AND M SEC
XA411	TDD	JQ	32B	CMM8BQ	00	=		
XA411	TDD	JQ	33B	(61)	01		UCMM8B 63 33B	
				CMNOBI	00	=		
XA411	TDD	KI	29A	()	01		CMNO90 62 29A	
				CMNOBN	00	=		
XA411	TDD	KY	28A	()	01		CMCPMB 60 28A	GATED CLOCK- G AND M M QPS
XA411	TDD	KP	30B	CMNOBP	00	=		
XA411	TDD	KP	30A	(57)	01		CMCLMB 64 30A	CLEAR MOP REG- G AND M SEC
XA411	TDD	KQ	29B	CMNOBQ	00	=		
XA411	TDD	KQ	28B	(55)	01		UCMNOB 53 28B	
				CMN1BI	00	=		
XA411	TDD	LI	38B	()	01		CMN190 77 38B	
				CMN1BN	00	=		
XA411	TDD	LN	39B	()	01		CMCPMB 79 39B	GATED CLOCK- G AND M M QPS
XA411	TDD	LP	37A	CMN1BP	00	=		
XA411	TDD	LP	37B	(76)	01		CMCLMB 75 37B	CLEAR MOP REG- G AND M SEC

DRAWING NUMBER 149012-860

LOGIC

UNIT ASSEMBLY NAME CARD CAGE ASSY, CPU L.H.

FILE IDENT T39B2CP1

DATE 09-03-82 PAGE

155

CONNECTOR	CIRCUIT TYPE	GROUP	TEST POINTS AND/OR	EQUATION	TERM	ORIGIN DATE	FACTOR	COMMENT
XA411	TDD	LQ	38A	CMN1BQ	00 =			
XA411	TDD	LQ	39A	(78)	01		UCMN1B 80 39A	
				CMN2BI	00 =			
XA411	TDD	MI	36A	()	01		CMN290 71 36A	
				CMN2BN	00 =			
XA411	TDD	MN	34A	()	01		CMCPMB 72 34A	GATED CLOCK- G AND M OPS
XA411	TDD	MP	35A	CMN2BP	00 =			
XA411	TDD	MP	36B	(69)	01		CMCLMB 73 36B	CLEAR MOP REG- G AND M SEC
XA411	TDD	MQ	35B	CMN2BQ	00 =			
XA411	TDD	MQ	34B	(74)	01		UCMN2B 65 34B	
XA512	TSB	F1	37A	CSEODA	00 =			SIC ESQ E02-IM000/MOD11-S150
XA512	TSB	F1	39B	(76)	01		SPA113 SPA112 MK16B0 MYA1FA MYA14A MYA07A MYA13A COM010 79 39B 77 38B 75 37B 73 36B 71 36A 72 36A 74 35B 78 38A	
XA543	TQ2	A1	05A	CTG010	00 =			CLKG0B BUSS
XA543	TQ2	A1	06A	(06)	01		CTGMUB CTGMCB 08 06A 10 07A	
XA543	TQ2	B3	10B	CTG020	00 =			CLKG0B BUSS
XA543	TQ2	B3	08B	(21)	01		CTGMCB CTGMUB 17 08B 19 09B	
XA543	TQ2	C3	16B	CTG030	00 =			CLKG0B BUSS
XA543	TQ2	C3	14B	(33)	01		CTGMCB CTGMUB 29 14B 31 15B	
XA543	TQ2	D3	24B	CTG040	00 =			CLKG0B BUSS
XA543	TQ2	D3	22B	(45)	01		CTGMCB CTGMUB 41 22B 43 23B	
XA543	TQ2	A2	02B	CTG110	00 =			CLKG1B BUSS
XA543	TQ2	A2	04A	(01)	01		CTGMCB CTGMUB 04 04A 05 03B	
XA543	TQ2	B2	09A	CTG120	00 =			CLKG1B BUSS
XA543	TQ2	B2	10A	(14)	01		CTGMUB CTGMCB 18 10A 20 11A	

DRAWING NUMBER 149012-860

UNIT ASSEMBLY NO. 149012 REV. E INDEX CTG130

UNIT ASSEMBLY NAME CARD CAGE ASSY, CPU L.H.

LOGIC

FILE IDENT T39B2CP1 DATE 09-03-82 PAGE 156

CONNECTOR	CIRCUIT TYPE	GROUP	TEST POINTS AND OR	EQUATION	TERM	DESIGNATOR	FACTOR	COMMENT
KA543	TQ2	C2	15A	CTG130	00	=		CLKG1B BUSS
KA543	TQ2	C2	16A	(130)	01		CTGN0B CTGN0B 34 16A 36 17A	
KA543	TQ2	D2	21A	CTG140	00	=		CLKG1B BUSS
KA543	TQ2	D2	22A	(146)	01		CTGN0B CTGN0B 48 22A 50 23A	
KA543	TQ2	A3	04B	CTG210	00	=		CLKG2B BUSS
KA543	TQ2	A3	02A	(109)	01		CTGN0B CTGN0B 03 02A 07 03A	
KA543	TQ2	B1	12A	CTG220	00	=		CLKG2B BUSS
KA543	TQ2	B1	13A	(122)	01		CTGN0B CTGN0B 24 13A 26 14A	
KA543	TQ2	C1	18A	CTG230	00	=		CLKG2B BUSS
KA543	TQ2	C1	19A	(138)	01		CTGN0B CTGN0B 40 19A 42 20A	
KA543	TQ2	D4	27B	CTG240	00	=		CLKG2B BUSS
KA543	TQ2	D4	25B	(151)	01		CTGN0B CTGN0B 47 25B 49 26B	
KA543	TQ2	C4	19B	CTN010	00	=		CLKM0B BUSS
KA543	TQ2	C4	17B	(139)	01		CTGN0B CTGN0B 35 17B 37 18B	
KA543	TQ2	D1	24A	CTN020	00	=		CLKM0B BUSS
KA543	TQ2	D1	25A	(152)	01		CTGN0B CTGN0B 54 25A 56 26A	
KA543	TQ2	B4	13B	CTN030	00	=		CLKM0B BUSS
KA543	TQ2	B4	11B	(127)	01		CTGN0B CTGN0B 23 11B 25 12B	
KA543	TQ2	A4	07B	CTN040	00	=		CLKM0B BUSS
KA543	TQ2	A4	05B	(115)	01		CTGN0B CTGN0B 11 05B 13 06B	
KA228	TQ2	E3	30B	DAACCA	00	=		AC TO DB CONTROL - A
KA228	TQ2	E3	28B	(157)	01		CM688Q CM688P 53 28B 55 29B	
KA226	TQ2	A3	04B	DAACCO	00	=		AC 00-05 TO DB 00-05 CNTL
KA226	TQ2	A3	02A	(109)	01		SPA043 DAACCA 03 02A 07 03A	

DRAWING NUMBER 149012-860

LOGIC

UNIT ASSEMBLY NAME CARD CAGE ASSY, CPU L.H.

FILE IDENT T39B2CP1 DATE 09-03-82 PAGE 157

UNIT ASSEMBLY NAME	FILE IDENT	DATE	PAGE
XA337 TQ2 A1 05A DAACDO 00 =	DAACCA SPA071 10 07A 08 06A	AC 06-12 TO DB 06-12 CNTL	
XA337 TQ2 A1 07A (06) 01			
XA337 TQ2 A2 02B DAACEO 00 =	DAACCA SPA071 04 04A 05 03B	AC 13-18 TO DB 13-18 CNTL	
XA337 TQ2 A2 04A (01) 01			
XA337 TQ2 B1 12A DAACFO 00 =	SPA072 DAACCA 26 14A 24 13A	AC 19-25 TO DB 19-25 CNTL	
XA337 TQ2 B1 14A (22) 01			
XA337 TQ2 B2 09A DAACGO 00 =	DAACCA SPA072 20 11A 18 10A	AC 26-31 TO DB 26-31 CNTL	
XA337 TQ2 B2 11A (14) 01			
XA231 TT3 F1 36B DAADCA 00 =	CMB7BQ CMB8BP CMB6BQ 79 39B 77 38B 75 37B	AD TO DB CONTROL - A	
XA231 TT3 F1 39B (73) 01			
XA226 TQ2 A4 07B DAADCO 00 =	SPA044 DAADCA 11 05B 13 06B	AD 00-05 TO DB 00-05 CNTL	
XA226 TQ2 A4 05B (15) 01			
XA337 TQ2 A3 04B DAADDO 00 =	SPA071 DAADCA 03 02A 07 03A	AD 06-12 TO DB 06-12 CNTL	
XA337 TQ2 A3 02A (09) 01			
XA337 TQ2 A4 07B DAADCO 00 =	DAADCA SPA072 11 05B 13 06B	AD 13-18 TO DB 13-18 CNTL	
XA337 TQ2 A4 05B (15) 01			
XA337 TQ2 B3 10B DAADFO 00 =	DAADCA SPA072 17 08B 19 09B	AD 19-25 TO DB 19-25 CNTL	
XA337 TQ2 B3 08B (21) 01			
XA337 TQ2 B4 13B DAADGO 00 =	DAADCA SPA072 23 11B 25 12B	AD 26-31 TO DB 26-31 CNTL	
XA337 TQ2 B4 11B (27) 01			
XA231 TT3 F2 35B DAAGAA 00 =	CMB6BQ CMB8BQ CMB7BP 71 36A 72 34A 65 34B	AG TO DB CONTROL - A	
XA231 TT3 F2 36A (74) 01			
XA226 TQ2 B1 12A DAACCO 00 =	DAAGAA DAAGQA 26 14A 24 13A	AG 00-05 TO DB 00-05 CNTL	
XA226 TQ2 B1 14A (22) 01			

DRAWING NUMBER 149012-860

LOGIC

UNIT ASSEMBLY NAME CARD CAGE ASSY, CPU L.H.

FILE IDENT

T39B2CP1

DATE

09-03-82

PAGE

158

CONNECTOR	TEST POINT	TEST POINTS AND/OR	EQUATION	TEST POINT	DESIGNATION	FACTOR	COMMENT
KA226	TQ2	C1 18A	DAAGDO	00 =			
KA226	TQ2	C1 20A	(38)	01	DAAGAA DAAGQA 42 20A 40 19A	AG 06-12 TO DB 06-12 CNTL	
KA226	TQ2	D1 24A	DAAGEO	00 =			
KA226	TQ2	D1 26A	(52)	01	DAAGAA DAAGQA 56 26A 54 25A	AG 13-18 TO DB 13-18 CNTL	
KA226	TQ2	E1 31A	DAAGFO	00 =			
KA226	TQ2	E1 33A	(66)	01	DAAGAA DAAGQA 70 33A 68 32A	AG 19-25 TO DB 19-25 CNTL	
KA226	TQ2	F1 37B	DAAGGO	00 =			
KA226	TQ2	F1 39B	(75)	01	DAAGQA DAAGAA 79 39B 77 38B	AG 26-31 TO DB 26-31 CNTL	
KA227	TD4	F1 37A	DAAGQA	00 =			
KA227	TD4	F1 39B	(76)	01	COATCA CMB7BQ CMB6BQ CMB8BQ 79 39B 77 38B 75 37B 76 38A	AG + AQ TO DB CONTROL - A	
KA231	TT3	F3 39A	DAAQAA	00 =			
KA231	TT3	F3 35A	(80)	01	CMB6BQ CMB7BP CMB8BP 69 35A 76 37A 78 38A	AQ TO DB CONTROL - A	
KA226	TQ2	B2 09A	DAAQCO	00 =			
KA226	TQ2	B2 11A	(14)	01	DAAQAA DAAGQA 20 11A 18 10A	AQ 00-05 TO DB 00-05 CNTL	
KA226	TQ2	C2 15A	DAAQDO	00 =			
KA226	TQ2	C2 17A	(30)	01	DAAQAA DAAGQA 36 17A 34 16A	AQ 06-12 TO DB 06-12 CNTL	
KA226	TQ2	D2 21A	DAAQEO	00 =			
KA226	TQ2	D2 23A	(46)	01	DAAQAA DAAGQA 50 23A 48 22A	AQ 13-18 TO DB 13-18 CNTL	
KA226	TQ2	E2 28A	DAAQFO	00 =			
KA226	TQ2	E2 30A	(60)	01	DAAQAA DAAGQA 64 30A 62 29A	AQ 19-25 TO DB 19-25 CNTL	
KA226	TQ2	F2 34A	DAAQGO	00 =			
KA226	TQ2	F2 36B	(72)	01	DAAGQA DAAQAA 73 36B 71 36A	AQ 26-31 TO DB 26-31 CNTL	
KA227	TD4	F2 35A	DAATCA	00 =			
KA227	TD4	F2 36B	(69)	01	CMB8BQ CMB7BQ CMB6BQ COATCO 73 36B 71 36A 72 34A 74 35B	AT TO DB CONTROL - A	

DRAWING NUMBER 149012-860

UNIT ASSEMBLY NO. 149012 REV. E INDEX DAATCO

UNIT ASSEMBLY NAME CARD CAGE ASSY, CPU L.H.

LOGIC

FILE IDENT T39B2CP1 DATE 09-03-82 PAGE 159

CONNECTOR	TEST POINT AND OR	EQUATION	3 NEW	DESIGN NOTE	FACTOR	COMMENT
XA226	TQ2 B3 10B	DAATCO	00	=		AT 00-05 TO DB 00-05 CNTL
XA226	TQ2 B3 08B	(21)	01		SPA044 DAATCA 17 08B 19 09B	
XA226	TQ2 C3 16B	DAATDO	00	=		AT 06-12 TO DB 06-12 CNTL
XA226	TQ2 C3 14B	(33)	01		DAATCA SPA044 29 14B 31 15B	
XA226	TQ2 D3 24B	DAATEO	00	=		AT 13-18 TO DB 13-18 CNTL
XA226	TQ2 D3 22B	(45)	01		DAATCA SPA044 41 22B 43 23B	
XA226	TQ2 E3 30B	DAATFO	00	=		AT 19-25 TO DB 19-25 CNTL
XA226	TQ2 E3 28B	(57)	01		DAATCA SPA044 53 28B 55 29B	
XA226	TQ2 F3 35A	DAATGO	00	=		AT 26-31 TO DB 26-31 CNTL
XA226	TQ2 F3 34B	(69)	01		DAATCA SPA045 65 34B 74 35B	
XA228	TQ2 E4 33B	DAAYCA	00	=		AY TO DB CONTROL - A
XA228	TQ2 E4 31B	(63)	01		CMB68P CMB7BQ 59 31B 61 32B	
XA226	TQ2 B4 13B	DAAYCO	00	=		AY 00-05 TO DB 00-05 CNTL
XA226	TQ2 B4 11B	(27)	01		SPA044 DAAYCA 23 11B 25 12B	
XA226	TQ2 C4 19B	DAAYDO	00	=		AY 06-12 TO DB 06-12 CNTL
XA226	TQ2 C4 17B	(39)	01		DAAYCA SPA044 35 17B 37 18B	
XA226	TQ2 D4 27B	DAAYEO	00	=		AY 13-18 TO DB 13-18 CNTL
XA226	TQ2 D4 25B	(51)	01		DAAYCA SPA044 47 25B 49 26B	
XA226	TQ2 E4 33B	DAAYFO	00	=		AY 19-25 TO DB 19-25 CNTL
XA226	TQ2 E4 31B	(63)	01		SPA044 DAAYCA 59 31B 61 32B	
XA226	TQ2 F4 39A	DAAYGO	00	=		AY 26-31 TO DB 26-31 CNTL
XA226	TQ2 F4 37A	(80)	01		DAAYCA SPA045 76 37A 78 38A	
XA324	TLD F4 39A	DAO0CD	00	=		DB00DB BUSS
XA324	TLD F4 37A	(80)	01		ACO0BQ DAACCO 76 37A 78 38A	

DRAWING NUMBER 149012-860

UNIT ASSEMBLY NO. 149012 REV. E INDEX DA00DD

UNIT ASSEMBLY NAME CARD CAGE ASSY, CPU L.H.

LOGIC

FILE IDENT T39B2CP1 DATE 09-03-82 PAGE 160

CONNECTOR	CIRCUIT TYPE	GROUP	TEST POINTS AND/OR	EQUATION	TERM	DESIGNATOR	FACTOR	COMMENT
KA323	TLD	F4	39A	DA00DD	00	=		DB00DB BUSS
KA323	TLD	F4	37A	(80)	01		AD00B1 DAADC0 76 37A 78 38A	
KA322	TLD	F4	39A	DA00GD	00	=		DB00DB BUSS
KA322	TLD	F4	37A	(80)	01		AD00G0 DAAGC0 76 37A 78 38A	
KA321	TLD	F4	39A	DA00QD	00	=		DB00DB BUSS
KA321	TLD	F4	37A	(80)	01		AQ00BQ DAAQC0 76 37A 78 38A	
KA320	TLD	F4	39A	DA00TD	00	=		DB00DB BUSS
KA320	TLD	F4	37A	(80)	01		AD00T0 DAA TC0 76 37A 78 38A	
KA319	TLD	F4	39A	DA00YD	00	=		DB00DB BUSS
KA319	TLD	F4	37A	(80)	01		AY00BQ DAA YC0 76 37A 78 38A	
KA324	TLD	F3	35A	DA01CD	00	=		DB01DB BUSS
KA324	TLD	F3	34B	(69)	01		DAACCO ACO1BQ 65 34B 74 35B	
KA323	TLD	F3	35A	DA01DD	00	=		DB01DB BUSS
KA323	TLD	F3	34B	(69)	01		DAADCO ADO1B4 65 34B 74 35B	
KA322	TLD	F3	35A	DA01GD	00	=		DB01DB BUSS
KA322	TLD	F3	34B	(69)	01		DAAGCO ADO1B6 65 34B 74 35B	
KA321	TLD	F3	35A	DA01QD	00	=		DB01DB BUSS
KA321	TLD	F3	34B	(69)	01		DAAGCO ACO1BQ 65 34B 74 35B	
KA320	TLD	F3	35A	DA01TD	00	=		DB01DB BUSS
KA320	TLD	F3	34B	(69)	01		DAATCO ADO1T0 65 34B 74 35B	
KA319	TLD	F3	35A	DA01YD	00	=		DB01DB BUSS
KA319	TLD	F3	34B	(69)	01		DAAYCO AYO1BQ 65 34B 74 35B	
KA324	TLD	F2	34A	DA02CD	00	=		DB02DB BUSS
KA324	TLD	F2	36B	(72)	01		DAACCO ACO2BQ 73 36B 71 36A	

DRAWING NUMBER 149012-860

UNIT ASSEMBLY NO. 149012 REV. E INDEX DA02DD

LOGIC

UNIT ASSEMBLY NAME CARD CAGE ASSY, CPU L.H.

FILE IDENT T39B2CP1 DATE 09-03-82 PAGE 161

CONNECTOR	CLASS	GROUP	TEST POINTS AND OR	EQUATION	TERM	DESIGNATOR	FACTOR	COMMENT
XA323	TLD	F2	34A	DA02DD	00	=		DB02DB BUSS
XA323	TLD	F2	36B	(72)	01		DAADCO ADO2B4 73 36B 71 36A	
XA322	TLD	F2	34A	DA02GD	00	=		DB02DB BUSS
XA322	TLD	F2	36B	(72)	01		DAAGCO ADO2B6 73 36B 71 36A	
XA321	TLD	F2	34A	DA02QD	00	=		DB02DB BUSS
XA321	TLD	F2	36B	(72)	01		DAAQCO AQO2BQ 73 36B 71 36A	
XA320	TLD	F2	34A	DA02TD	00	=		DB02DB BUSS
XA320	TLD	F2	36B	(72)	01		DAATCO ADO2TO 73 36B 71 36A	
XA319	TLD	F2	34A	DA02YD	00	=		DB02DB BUSS
XA319	TLD	F2	36B	(72)	01		DAAYCO AYO2BQ 73 36B 71 36A	
XA324	TLD	F1	37B	DA03CD	00	=		DB03DB BUSS
XA324	TLD	F1	39B	(75)	01		DAACCO ACO3BQ 79 39B 77 38B	
XA323	TLD	F1	37B	DA03DD	00	=		DB03DB BUSS
XA323	TLD	F1	39B	(75)	01		DAADCO ADO3B1 79 39B 77 38B	
XA322	TLD	F1	37B	DA03GD	00	=		DB03DB BUSS
XA322	TLD	F1	39B	(75)	01		DAAGCO ADO3G0 79 39B 77 38B	
XA321	TLD	F1	37B	DA03QD	00	=		DB03DB BUSS
XA321	TLD	F1	39B	(75)	01		DAAQCO AQO3BQ 79 39B 77 38B	
XA320	TLD	F1	37B	DA03TD	00	=		DB03DB BUSS
XA320	TLD	F1	39B	(75)	01		DAATCO ADO3B2 79 39B 77 38B	
XA319	TLD	F1	37B	DA03YD	00	=		DB03DB BUSS
XA319	TLD	F1	39B	(75)	01		DAAYCO AYO3BQ 79 39B 77 38B	
XA324	TLD	E4	33B	DA04CD	00	=		DB04DB BUSS
XA324	TLD	E4	31B	(63)	01		DAACCO ACO4BQ 59 31B 61 32B	

DRAWING NUMBER 149012-860

UNIT ASSEMBLY NO. 149012 REV. E INDEX DA04DD

LOGIC

UNIT ASSEMBLY NAME CARD CAGE ASSY, CPU L.H.

FILE IDENT T39B2CP1 DATE 09-03-82 PAGE 162

CONNECTOR	GROUP	TEST POINTS AND OR	EQUATION	TERM	DESIGNATOR	FACTOR	COMMENT
KA323	TLD E4 33B	DA04DD	00 =				DB04DB BUSS
KA323	TLD E4 31B	(63)	01		DAADCO AD04B4 59 31B 61 32B		
KA322	TLD E4 33B	DA04GD	00 =				DB04DB BUSS
KA322	TLD E4 31B	(63)	01		DAAGCO AD04B6 59 31B 61 32B		
KA321	TLD E4 33B	DA04QD	00 =				DB04DB BUSS
KA321	TLD E4 31B	(63)	01		DAAQCO AQ04BQ 59 31B 61 32B		
KA320	TLD E4 33B	DA04TD	00 =				DB04DB BUSS
KA320	TLD E4 31B	(63)	01		DAATCO AD04B5 59 31B 61 32B		
KA319	TLD E4 33B	DA04YD	00 =				DB04DB BUSS
KA319	TLD E4 31B	(63)	01		DAAYCO AY04BQ 59 31B 61 32B		
KA324	TLD E3 30B	DA05CD	00 =				DB05DB BUSS
KA324	TLD E3 28B	(57)	01		DAACCO AC05BQ 53 28B 55 29B		
KA323	TLD E3 30B	DA05DD	00 =				DB05DB BUSS
KA323	TLD E3 28B	(57)	01		DAADCO AD05B4 53 28B 55 29B		
KA322	TLD E3 30B	DA05GD	00 =				DB05DB BUSS
KA322	TLD E3 28B	(57)	01		AD05B6 DAAGCO 53 28B 55 29B		
KA321	TLD E3 30B	DA05QD	00 =				DB05DB BUSS
KA321	TLD E3 28B	(57)	01		DAAQCO AQ05BQ 53 28B 55 29B		
KA320	TLD E3 30B	DA05TD	00 =				DB05DB BUSS
KA320	TLD E3 28B	(57)	01		DAATCO AD05TQ 53 28B 55 29B		
KA319	TLD E3 30B	DA05YD	00 =				DB05DB BUSS
KA319	TLD E3 28B	(57)	01		DAAYCO AY05BQ 53 28B 55 29B		
KA324	TLD E2 28A	DA06CD	00 =				DB06DB BUSS
KA324	TLD E2 30A	(60)	01		DAACDO AC06BQ 64 30A 62 29A		

DRAWING NUMBER 149012-860

TM 11-5895-856-34-6/EE640-CA-MMI-060/E154 CPU/TO 31W2-2T-122-6

UNIT ASSEMBLY NO. 149012 REV. E INDEX DA06DD

UNIT ASSEMBLY NAME CARD CAGE ASSY, CPU L.H.

LOGIC

FILE IDENT T39B2CP1 DATE 09-03-82 PAGE 163

CONNECTOR	TEST POINTS AND/OR	EQUATION	TEST POINTS AND/OR	DESIGNATION	FACTOR	COMMENT
XA323	TLD E2 28A	DA06DD	00 =		DB06DB BUSS	
XA323	TLD E2 30A	(60)	01	DAAD00 AD06B4 64 30A 62 29A		
XA322	TLD E2 28A	DA06GD	00 =		DB06DB BUSS	
XA322	TLD E2 30A	(60)	01	DAAGD0 AD06B6 64 30A 62 29A		
XA321	TLD E2 28A	DA06QD	00 =		DB06DB BUSS	
XA321	TLD E2 30A	(60)	01	DAAQD0 AQ06BQ 64 30A 62 29A		
XA320	TLD E2 28A	DA06TD	00 =		DB06DB BUSS	
XA320	TLD E2 30A	(60)	01	DAATD0 AD06T0 64 30A 62 29A		
XA319	TLD E2 28A	DA06YD	00 =		DB06DB BUSS	
XA319	TLD E2 30A	(60)	01	DAAYD0 AY06BQ 64 30A 62 29A		
XA324	TLD E1 31A	DA07CD	00 =		DB07DB BUSS	
XA324	TLD E1 33A	(66)	01	AC07BQ DAACD0 70 33A 68 32A		
XA323	TLD E1 31A	DA07DD	00 =		DB07DB BUSS	
XA323	TLD E1 33A	(66)	01	AD07B1 DAA0D0 70 33A 68 32A		
XA322	TLD E1 31A	DA07GD	00 =		DB07DB BUSS	
XA322	TLD E1 33A	(66)	01	AD07G0 DAAGD0 70 33A 68 32A		
XA321	TLD E1 31A	DA07QD	00 =		DB07DB BUSS	
XA321	TLD E1 33A	(66)	01	AQ07BQ DAAQD0 70 33A 68 32A		
XA320	TLD E1 31A	DA07TD	00 =		DB07DB BUSS	
XA320	TLD E1 33A	(66)	01	AD07B2 DAA7D0 70 33A 68 32A		
XA319	TLD E1 31A	DA07YD	00 =		DB07DB BUSS	
XA319	TLD E1 33A	(66)	01	AY07BQ DAA7D0 70 33A 68 32A		
XA334	TLD F4 39A	DA08CD	00 =		DB08DB BUSS	
XA334	TLD F4 37A	(80)	01	AC08BQ DAACD0 76 37A 78 38A		

DRAWING NUMBER 149012-860

TM 11-5895-856-34-6/EE640-CA-MMI-060/E154 CPU/TO 31W2-2T-122-6

UNIT ASSEMBLY NO. 149012 REV. E INDEX DA08DD

LOGIC

UNIT ASSEMBLY NAME CARD CAGE ASSY, CPU L.H.

FILE IDENT T39B2CP1 DATE 09-03-82 PAGE 164

CONNECTOR	TEST POINTS AND/OR	EQUATION	TEST DESIGNATOR	FACTOR	COMMENT
KA333	TLD F4 39A	DA0800	00 =		
KA333	TLD F4 37A	(80)	01	AD0884 DAAD00 76 37A 78 38A	DB08DB BUSS
KA332	TLD F4 39A	DA08GD	00 =		
KA332	TLD F4 37A	(80)	01	AD0886 DAAG00 76 37A 78 38A	DB08DB BUSS
KA331	TLD F4 39A	DA08QD	00 =		
KA331	TLD F4 37A	(80)	01	AQ088Q DAAQ00 76 37A 78 38A	DB08DB BUSS
KA330	TLD F4 39A	DA08TD	00 =		
KA330	TLD F4 37A	(80)	01	AD0885 DAATD0 76 37A 78 38A	DB08DB BUSS
KA329	TLD F4 39A	DA08YD	00 =		
KA329	TLD F4 37A	(80)	01	AY088Q DAAAYD0 76 37A 78 38A	DB08DB BUSS
KA334	TLD F3 35A	DA09CD	00 =		
KA334	TLD F3 34B	(69)	01	DAACD0 AC096Q 65 34B 74 35B	DB09DB BUSS
KA333	TLD F3 35A	DA09DD	00 =		
KA333	TLD F3 34B	(69)	01	DAAD00 AD0984 65 34B 74 35B	DB09DB BUSS
KA332	TLD F3 35A	DA09GD	00 =		
KA332	TLD F3 34B	(69)	01	DAAGD0 AD0986 65 34B 74 35B	DB09DB BUSS
KA331	TLD F3 35A	DA09QD	00 =		
KA331	TLD F3 34B	(69)	01	DAAQ00 AQ098Q 65 34B 74 35B	DB09DB BUSS
KA330	TLD F3 35A	DA09TD	00 =		
KA330	TLD F3 34B	(69)	01	DAATD0 AD09T0 65 34B 74 35B	DB09DB BUSS
KA329	TLD F3 35A	DA09YD	00 =		
KA329	TLD F3 34B	(69)	01	DAAAYD0 AY098Q 65 34B 74 35B	DB09DB BUSS
KA334	TLD F2 34A	DA10CD	00 =		
KA334	TLD F2 36B	(72)	01	DAACD0 AC108Q 73 36B 71 36A	DB10DB BUSS

DRAWING NUMBER 149012-860

TM 11-5895-856-34-6/EE640-CA-MMI-060/E154 CPU/TO 31W2-2T-122-6

UNIT ASSEMBLY NO. 149012 REV. E INDEX DA10DD

UNIT ASSEMBLY NAME CARD CAGE ASSY, CPU L.H.

LOGIC

FILE IDENT T39B2CP1 DATE 09-03-82 PAGE

165

CONNECTOR	CIRCUIT TYPE	GROUP	TEST POINTS AND OR	EQUATION	TEST POINTS	RELATIONSHIP	FACTOR	COMMENT
XA333	TLD	F2	34A	DA10DD	00	=		DB10DB BUSS
XA333	TLD	F2	36B	(72)	01		DAAD00 AD10B4 73 36B 71 36A	
XA332	TLD	F2	34A	DA10GD	00	=		DB10DB BUSS
XA332	TLD	F2	36B	(72)	01		DAAG00 AD10B6 73 36B 71 36A	
XA331	TLD	F2	34A	DA10QD	00	=		DB10DB BUSS
XA331	TLD	F2	36B	(72)	01		DAAQ00 AQ10BQ 73 36B 71 36A	
XA330	TLD	F2	34A	DA10TD	00	=		DB10DB BUSS
XA330	TLD	F2	36B	(72)	01		DAAT00 AD10T0 73 36B 71 36A	
XA329	TLD	F2	34A	DA10YD	00	=		DB10DB BUSS
XA329	TLD	F2	36B	(72)	01		DAAY00 AY10BQ 73 36B 71 36A	
XA334	TLD	F1	37B	DA11CD	00	=		DB11DB BUSS
XA334	TLD	F1	39B	(75)	01		DAAC00 AC11BQ 79 39B 77 38B	
XA333	TLD	F1	37B	DA11DD	00	=		DB11DB BUSS
XA333	TLD	F1	39B	(75)	01		DAAD00 AD11B1 79 39B 77 38B	
XA332	TLD	F1	37B	DA11GD	00	=		DB11DB BUSS
XA332	TLD	F1	39B	(75)	01		DAAG00 AD11G0 79 39B 77 38B	
XA331	TLD	F1	37B	DA11QD	00	=		DB11DB BUSS
XA331	TLD	F1	39B	(75)	01		DAAQ00 AQ11BQ 79 39B 77 38B	
XA330	TLD	F1	37B	DA11TD	00	=		DB11DB BUSS
XA330	TLD	F1	39B	(75)	01		DAAT00 AD11B2 79 39B 77 38B	
XA329	TLD	F1	37B	DA11YD	00	=		DB11DB BUSS
XA329	TLD	F1	39B	(75)	01		DAAY00 AY11BQ 79 39B 77 38B	
XA334	TLD	E4	33B	DA12CD	00	=		DB12DB BUSS
XA334	TLD	E4	31B	(63)	01		AC12BQ DAAC00 59 31B 61 32B	

DRAWING NUMBER 149012-860

LOGIC

UNIT ASSEMBLY NAME CARD CAGE ASSY, CPU L.H.

FILE IDENT

T39B2CP1

DATE

09-03-82

PAGE

166

CONNECTOR	CIRCUIT TYPE	GROUP	TEST POINTS AND/OR	EQUATION	TEST	RELATION	FACTOR	COMMENT
KA333	TLD	E4	33B	DA12DD	00	=		DB12DB BUSS
KA333	TLD	E4	31B	(63)	01		AD12B4 DAADD0 59 31B 61 32B	
KA332	TLD	E4	33B	DA12GD	00	=		DB12DB BUSS
KA332	TLD	E4	31B	(63)	01		AD12B6 DAAGD0 59 31B 61 32B	
KA331	TLD	E4	33B	DA12QD	00	=		DB12DB BUSS
KA331	TLD	E4	31B	(63)	01		AQ12BQ DAAQD0 59 31B 61 32B	
KA330	TLD	E4	33B	DA12TD	00	=		DB12DB BUSS
KA330	TLD	E4	31B	(63)	01		AD12B5 DAATD0 59 31B 61 32B	
KA329	TLD	E4	33B	DA12YD	00	=		DB12DB BUSS
KA329	TLD	E4	31B	(63)	01		AY12BQ DAAYD0 59 31B 61 32B	
KA334	TLD	E3	30B	DA13CD	00	=		DB13DB BUSS
KA334	TLD	E3	28B	(57)	01		DAACE0 AC13BQ 53 28B 55 29B	
KA333	TLD	E3	30B	DA13DD	00	=		DB13DB BUSS
KA333	TLD	E3	28B	(57)	01		DAADE0 AD13B4 53 28B 55 29B	
KA332	TLD	E3	30B	DA13GD	00	=		DB13DB BUSS
KA332	TLD	E3	28B	(57)	01		DAAGE0 AD13B6 53 28B 55 29B	
KA331	TLD	E3	30B	DA13QD	00	=		DB13DB BUSS
KA331	TLD	E3	28B	(57)	01		DAAQE0 AQ13BQ 53 28B 55 29B	
KA330	TLD	E3	30B	DA13TD	00	=		DB13DB BUSS
KA330	TLD	E3	28B	(57)	01		DAATE0 AD13T0 53 28B 55 29B	
KA329	TLD	E3	30B	DA13YD	00	=		DB13DB BUSS
KA329	TLD	E3	28B	(57)	01		DAAYE0 AY13BQ 53 28B 55 29B	
KA334	TLD	E2	28A	DA14CD	00	=		DB14DB BUSS
KA334	TLD	E2	30A	(60)	01		DAACE0 AC14BQ 64 30A 62 29A	

DRAWING NUMBER 149012-860

UNIT ASSEMBLY NO. 149012 REV. E INDEX DA14DD

LOGIC

UNIT ASSEMBLY NAME CARD CAGE ASSY, CPU L.H.

FILE IDENT T39B2CP1 DATE 09-03-82 PAGE 167

CONNECTOR	CIRCUIT TYPE	GROUP	TEST POINTS AND OR	EQUATION	TRIS	DESIGNATOR	FACTOR	COMMENT
XA333	TLD	E2	28A	DA14DD	00	=		DB14DB BUSS
XA333	YLD	E2	30A	(60)	01		DAADE0 AD14B4 64 30A 62 29A	
XA332	TLD	E2	28A	DA14GD	00	=		DB14DB BUSS
XA332	YLD	E2	30A	(60)	01		DAAGE0 AD14B6 64 30A 62 29A	
XA331	TLD	E2	28A	DA14QD	00	=		DB14DB BUSS
XA331	YLD	E2	30A	(60)	01		DAAQE0 AQ14B0 64 30A 62 29A	
XA330	TLD	E2	28A	DA14TD	00	=		DB14DB BUSS
XA330	YLD	E2	30A	(60)	01		DAATE0 AD14T0 64 30A 62 29A	
XA329	TLD	E2	28A	DA14YD	00	=		DB14DB BUSS
XA329	YLD	E2	30A	(60)	01		DAAYE0 AY14BQ 64 30A 62 29A	
XA334	TLD	E1	31A	DA15CD	00	=		DB15DB BUSS
XA334	YLD	E1	33A	(66)	01		AC15B0 DAACE0 70 33A 68 32A	
XA333	TLD	E1	31A	DA15DD	00	=		DB15DB BUSS
XA333	YLD	E1	33A	(66)	01		AD15B1 DAADE0 70 33A 68 32A	
XA332	TLD	E1	31A	DA15GD	00	=		DB15DB BUSS
XA332	YLD	E1	33A	(66)	01		AD15G0 DAAGE0 70 33A 68 32A	
XA331	TLD	E1	31A	DA15QD	00	=		DB15DB BUSS
XA331	YLD	E1	33A	(66)	01		AQ15B0 DAAQE0 70 33A 68 32A	
XA330	TLD	E1	31A	DA15TD	00	=		DB15DB BUSS
XA330	YLD	E1	33A	(66)	01		AD15B2 DAATE0 70 33A 68 32A	
XA329	TLD	E1	31A	DA15YD	00	=		DB15DB BUSS
XA329	YLD	E1	33A	(66)	01		AY15B0 DAAYE0 70 33A 68 32A	
XA334	TLD	D4	27B	DA16CD	00	=		DB16DB BUSS
XA334	YLD	D4	25B	(51)	01		AC16B0 DAACE0 47 25B 49 26B	

DRAWING NUMBER 149012-860

UNIT ASSEMBLY NO. 149012 REV. E INDEX DA16DD

UNIT ASSEMBLY NAME CARD CAGE ASSY, CPU L.H.

LOGIC

FILE IDENT T39B2CP1 DATE 09-03-82 PAGE 168

CONNECTOR	CIRCUIT TYPE	GROUP	TEST POINTS AND/OR	EQUATION	TERM	DEFINITION	FACTOR	COMMENT
KA333	TLD	D4	27B	DA16DD	00	=		DB16DB BUSS
KA333	TLD	D4	25B	(51)	01		AD1684 DADEO 47 25B 49 26B	
KA332	TLD	D4	27B	DA16GD	00	=		DB16DB BUSS
KA332	TLD	D4	25B	(51)	01		AD1686 DAAGEO 47 25B 49 26B	
KA331	TLD	D4	27B	DA16QD	00	=		DB16DB BUSS
KA331	TLD	D4	25B	(51)	01		AD1680 DAAQEO 47 25B 49 26B	
KA330	TLD	D4	27B	DA16TD	00	=		DB16DB BUSS
KA330	TLD	D4	25B	(51)	01		AD1685 DAATEO 47 25B 49 26B	
KA329	TLD	D4	27B	DA16YD	00	=		DB16DB BUSS
KA329	TLD	D4	25B	(51)	01		AY1680 DAAYEO 47 25B 49 26B	
KA334	TLD	D3	24B	DA17CD	00	=		DB17DB BUSS
KA334	TLD	D3	22B	(45)	01		AC1780 DAACEO 41 22B 43 23B	
KA333	TLD	D3	24B	DA17DD	00	=		DB17DB BUSS
KA333	TLD	D3	22B	(45)	01		AD1784 DADEO 41 22B 43 23B	
KA332	TLD	D3	24B	DA17GD	00	=		DB17DB BUSS
KA332	TLD	D3	22B	(45)	01		AD1786 DAAGEO 41 22B 43 23B	
KA331	TLD	D3	24B	DA17QD	00	=		DB17DB BUSS
KA331	TLD	D3	22B	(45)	01		AD1780 DAAQEO 41 22B 43 23B	
KA330	TLD	D3	24B	DA17TD	00	=		DB17DB BUSS
KA330	TLD	D3	22B	(45)	01		AD1770 DAATEO 41 22B 43 23B	
KA329	TLD	D3	24B	DA17YD	00	=		DB17DB BUSS
KA329	TLD	D3	22B	(45)	01		AY1780 DAAYEO 41 22B 43 23B	
KA334	TLD	D2	21A	DA18CD	00	=		DB18DB BUSS
KA334	TLD	D2	23A	(46)	01		DAACEO AC1880 50 23A 48 22A	

DRAWING NUMBER 149012-860

LOGIC

UNIT ASSEMBLY NAME CARD CAGE ASSY, CPU L.H.

FILE IDENT

T39B2CP1

DATE

09-03-82

PAGE

169

CONNECTOR	CIRCUIT TYPE	GROUP	TEST POINTS		EQUATION	TEST	DESIG. NATOR	FACTOR	COMMENT
			AND	OR					
XA333	TLD	D2	21A		DA18DD	00	=		DB18DB BUSS
XA333	TLD	D2	23A	(46)		01		DAADE0 AD18B4 50 23A 48 22A	
XA332	TLD	D2	21A		DA18GD	00	=		DB18DB BUSS
XA332	TLD	D2	23A	(46)		01		DAAGE0 AD18B6 50 23A 48 22A	
XA331	TLD	D2	21A		DA18QD	00	=		DB18DB BUSS
XA331	TLD	D2	23A	(46)		01		DAAQE0 AQ18BQ 50 23A 48 22A	
XA330	TLD	D2	21A		DA18TD	00	=		DB18DB BUSS
XA330	TLD	D2	23A	(46)		01		DAATE0 AD18T0 50 23A 48 22A	
XA329	TLD	D2	21A		DA18YD	00	=		DB18DB BUSS
XA329	TLD	D2	23A	(46)		01		DAAYE0 AY18BQ 50 23A 48 22A	
XA334	TLD	D1	24A		DA19CD	00	=		DB19DB BUSS
XA334	TLD	D1	26A	(52)		01		AC19BQ DAACFO 56 26A 54 25A	
XA333	TLD	D1	24A		DA19DD	00	=		DB19DB BUSS
XA333	TLD	D1	26A	(52)		01		AD19B1 DAADFO 56 26A 54 25A	
XA332	TLD	D1	24A		DA19GD	00	=		DB19DB BUSS
XA332	TLD	D1	26A	(52)		01		AD19G0 DAAGFO 56 26A 54 25A	
XA331	TLD	D1	24A		DA19QD	00	=		DB19DB BUSS
XA331	TLD	D1	26A	(52)		01		AQ19BQ DAAQFO 56 26A 54 25A	
XA330	TLD	D1	24A		DA19TD	00	=		DB19DB BUSS
XA330	TLD	D1	26A	(52)		01		AD19B2 DAATFO 56 26A 54 25A	
XA329	TLD	D1	24A		DA19YD	00	=		DB19DB BUSS
XA329	TLD	D1	26A	(52)		01		AY19BQ DAAYFO 56 26A 54 25A	
XA334	TLD	C4	17B		DA20CD	00	=		DB20DB BUSS
XA334	TLD	C4	17B	(39)		01		AC20BQ DAACFO 35 17B 37 18B	

DRAWING NUMBER 149012-860

TM 11-5895-856-34-6/EE640-CA-MMI-060/E154 CPU/TO 31W2-2T-122-6

UNIT ASSEMBLY NO. 149012 REV. E INDEX DA20DD

UNIT ASSEMBLY NAME CARD CAGE ASSY, CPU L.H.

LOGIC

FILE IDENT T39B2CP1 DATE 09-03-82 PAGE 170

CONNECTOR	CIRCUIT TYPE	GROUP	TEST POINTS AND/OR	EQUATION	TEST	DESIGNATOR	FACTOR	COMMENT
KA333	TLD	C4	19B	DA20DD	00	=		DB20DB BUSS
KA333	TLD	C4	17B	(39)	01		AD20B4 DAADF0 35 17B 37 18B	
KA332	TLD	C4	19B	DA20GD	00	=		DB20DB BUSS
KA332	TLD	C4	17B	(39)	01		AD20B6 DAAGF0 35 17B 37 18B	
KA331	TLD	C4	19B	DA20QD	00	=		DB20DB BUSS
KA331	TLD	C4	17B	(39)	01		AQ20BQ DAAGF0 35 17B 37 18B	
KA330	TLD	C4	19B	DA20TD	00	=		DB20DB BUSS
KA330	TLD	C4	17B	(39)	01		AD20B5 DAATF0 35 17B 37 18B	
KA329	TLD	C4	19B	DA20YD	00	=		DB20DB BUSS
KA329	TLD	C4	17B	(39)	01		AY20BQ DAAYF0 35 17B 37 18B	
KA334	TLD	C3	16B	DA21CD	00	=		DB21DB BUSS
KA334	TLD	C3	14B	(33)	01		DAACF0 AC21BQ 29 14B 31 15B	
KA333	TLD	C3	16B	DA21DD	00	=		DB21DB BUSS
KA333	TLD	C3	14B	(33)	01		DAADF0 AD21B4 29 14B 31 15B	
KA332	TLD	C3	16B	DA21GD	00	=		DB21DB BUSS
KA332	TLD	C3	14B	(33)	01		DAAGF0 AD21B6 29 14B 31 15B	
KA331	TLD	C3	16B	DA21QD	00	=		DB21DB BUSS
KA331	TLD	C3	14B	(33)	01		DAAGF0 AQ21BQ 29 14B 31 15B	
KA330	TLD	C3	16B	DA21TD	00	=		DB21DB BUSS
KA330	TLD	C3	14B	(33)	01		DAATF0 AD21T0 29 14B 31 15B	
KA329	TLD	C3	16B	DA21YD	00	=		DB21DB BUSS
KA329	TLD	C3	14B	(33)	01		DAAYF0 AY21BQ 29 14B 31 15B	
KA334	TLD	C2	15A	DA22CD	00	=		DB22DB BUSS
KA334	TLD	C2	17A	(30)	01		DAACF0 AC22BQ 36 17A 34 16A	

DRAWING NUMBER 149012-860

LOGIC

UNIT ASSEMBLY NAME CARD CAGE ASSY, CPU L.H.

FILE IDENT T39B2CP1

DATE 09-03-82 PAGE

171

CONNECTOR	TYPE	GROUP	TEST POINTS AND/OR	EQUATION	TERM.	DESIGNATOR	FACTOR	COMMENT
XA333	TLD	C2	15A	DA22DD	00	=		DB22DB BUSS
XA333	TLD	C2	17A	(30)	01		DAADF0 AD22B4 36 17A 34 16A	
XA332	TLD	C2	15A	DA22GD	00	=		DB22DB BUSS
XA332	TLD	C2	17A	(30)	01		DAAGF0 AD22B6 36 17A 34 16A	
XA331	TLD	C2	15A	DA22QD	00	=		DB22DB BUSS
XA331	TLD	C2	17A	(30)	01		DAAQF0 AQ22BQ 36 17A 34 16A	
XA330	TLD	C2	15A	DA22TD	00	=		DB22DB BUSS
XA330	TLD	C2	17A	(30)	01		DAATF0 AD22T0 36 17A 34 16A	
XA329	TLD	C2	15A	DA22YD	00	=		DB22DB BUSS
XA329	TLD	C2	17A	(30)	01		DAAYF0 AY22BQ 36 17A 34 16A	
XA334	TLD	C1	18A	DA23CD	00	=		DB23DB BUSS
XA334	TLD	C1	20A	(38)	01		DAACF0 AC23BQ 42 20A 40 19A	
XA333	TLD	C1	18A	DA23DD	00	=		DB23DB BUSS
XA333	TLD	C1	20A	(38)	01		DAADF0 AD23B1 42 20A 40 19A	
XA332	TLD	C1	18A	DA23GD	00	=		DB23DB BUSS
XA332	TLD	C1	20A	(38)	01		DAAGF0 AD23G0 42 20A 40 19A	
XA331	TLD	C1	18A	DA23QD	00	=		DB23DB BUSS
XA331	TLD	C1	20A	(38)	01		DAAQF0 AQ23BQ 42 20A 40 19A	
XA330	TLD	C1	18A	DA23TD	00	=		DB23DB BUSS
XA330	TLD	C1	20A	(38)	01		DAATF0 AD23B2 42 20A 40 19A	
XA329	TLD	C1	18A	DA23YD	00	=		DB23DB BUSS
XA329	TLD	C1	20A	(38)	01		DAAYF0 AY23BQ 42 20A 40 19A	
XA334	TLD	B4	13B	DA24CD	00	=		DB24DB BUSS
XA334	TLD	B4	11B	(27)	01		DAACF0 AC24BQ 23 11B 25 12B	

DRAWING NUMBER 149012-860

LOGIC

UNIT ASSEMBLY NAME CARD CAGE ASSY, CPU L.H.

FILE IDENT T39B2CP1

DATE 09-03-82

PAGE 172

CONNECTOR	TEST POINTS AND OR	EQUATION	YERN	DESIG. NAME	FACTOR	COMMENT
KA333	TLD 84 13B	DA24DD	00 =			
KA333	TLD 84 11B	(27)	01	DAADF0 AD2484 23 11B 25 12B	DB24DB BUSS	
KA332	TLD 84 13B	DA24GD	00 =			
KA332	TLD 84 11B	(27)	01	DAAGF0 AD2486 23 11B 25 12B	DB24DB BUSS	
KA331	TLD 84 13B	DA24QD	00 =			
KA331	TLD 84 11B	(27)	01	DAAQF0 AQ248Q 23 11B 25 12B	DB24DB BUSS	
KA330	TLD 84 13B	DA24TD	00 =			
KA330	TLD 84 11B	(27)	01	DAATF0 AD2485 23 11B 25 12B	DB24DB BUSS	
KA329	TLD 84 13B	DA24YD	00 =			
KA329	TLD 84 11B	(27)	01	DAAYF0 AY248Q 23 11B 25 12B	DB24DB BUSS	
KA334	TLD 83 10B	DA25CD	00 =			
KA334	TLD 83 08B	(21)	01	AC258Q DAACF0 17 08B 19 09B	DB25DB BUSS	
KA333	TLD 83 10B	DA25DD	00 =			
KA333	TLD 83 08B	(21)	01	AD2584 DAADF0 17 08B 19 09B	DB25DB BUSS	
KA332	TLD 83 10B	DA25GD	00 =			
KA332	TLD 83 08B	(21)	01	AD2586 DAAGF0 17 08B 19 09B	DB25DB BUSS	
KA331	TLD 83 10B	DA25QD	00 =			
KA331	TLD 83 08B	(21)	01	AQ258Q DAAQF0 17 08B 19 09B	DB25DB BUSS	
KA330	TLD 83 10B	DA25TD	00 =			
KA330	TLD 83 08B	(21)	01	AD25T0 DAATF0 17 08B 19 09B	DB25DB BUSS	
KA329	TLD 83 10B	DA25YD	00 =			
KA329	TLD 83 08B	(21)	01	AY258Q DAAYF0 17 08B 19 09B	DB25DB BUSS	
KA334	TLD 82 09A	DA26CD	00 =			
KA334	TLD 82 11A	(14)	01	DAACG0 AC268Q 20 11A 18 10A	DB26DB BUSS	

DRAWING NUMBER 149012-860

LOGIC

UNIT ASSEMBLY NAME CARD CAGE ASSY, CPU L.H.

FILE IDENT

T39B2CP1

DATE

09-03-82

PAGE

173

CONNECTOR	CIRCUIT TYPE	GROUP	TEST POINTS AND/OR	EQUATION	TERM	DEFINITION	FACTOR	COMMENT
XA333	TLD	B2	09A	DA26DD	00	=		DB26DB BUSS
XA333	YLD	B2	11A	(14)	01		DAADGO AD26B4 20 11A 18 10A	
XA332	TLD	B2	09A	DA26GD	00	=		DB26DB BUSS
XA332	YLD	B2	11A	(14)	01		DAAGGO AD26B6 20 11A 18 10A	
XA331	TLD	B2	09A	DA26QD	00	=		DB26DB BUSS
XA331	YLD	B2	11A	(14)	01		DAAQGO AQ26BQ 20 11A 18 10A	
XA330	TLD	B2	09A	DA26TD	00	=		DB26DB BUSS
XA330	YLD	B2	11A	(14)	01		DAATGO AD26T0 20 11A 18 10A	
XA329	TLD	B2	09A	DA26YD	00	=		DB26DB BUSS
XA329	YLD	B2	11A	(14)	01		DAAYGO AY26BQ 20 11A 18 10A	
XA334	TLD	B1	12A	DA27CD	00	=		DB27DB BUSS
XA334	YLD	B1	14A	(22)	01		AC27BQ DAACGO 26 14A 24 13	
XA333	TLD	B1	12A	DA27DD	00	=		DB27DB BUSS
XA333	YLD	B1	14A	(22)	01		AD27B1 DAADGO 26 14A 24 13A	
XA332	TLD	B1	12A	DA27GD	00	=		DB27DB BUSS
XA332	YLD	B1	14A	(22)	01		AD27G0 DAAGGO 26 14A 24 13A	
XA331	TLD	B1	12A	DA27QD	00	=		DB27DB BUSS
XA331	YLD	B1	14A	(22)	01		AQ27BQ DAAQGO 26 14A 24 13A	
XA330	TLD	B1	12A	DA27TD	00	=		DB27DB BUSS
XA330	YLD	B1	14A	(22)	01		AD27B2 DAATGO 26 14A 24 13A	
XA329	TLD	B1	12A	DA27YD	00	=		DB27DB BUSS
XA329	YLD	B1	14A	(22)	01		AY27BQ DAAYGO 26 14A 24 13A	
XA334	TLD	A4	07B	DA28CD	00	=		DB28DB BUSS
XA334	YLD	A4	05B	(15)	01		AC28BQ DAACGO 11 05B 13 06B	

DRAWING NUMBER 149012-860

UNIT ASSEMBLY NO. 149012 REV. E INDEX DA28DD

LOGIC

UNIT ASSEMBLY NAME CARD CAGE ASSY, CPU L.H.

FILE IDENT T39B2CP1 DATE 09-03-82 PAGE 174

CONNECTOR	CIRCUIT POINT	GROUP	TEST POINTS	EQUATION	TERM	DESIG. FACTOR	FACTOR	COMMENT
			AND OR					
KA333	TLD	A4	07B	DA28DD	00	=		DB28DB BUSS
KA333	TLD	A4	05B	(15)	01		AD28B1 DAADGO 11 05B 13 06B	
KA332	TLD	A4	07B	DA28GD	00	=		DB28DB BUSS
KA332	TLD	A4	05B	(15)	01		AD28G0 DAAGGO 11 05B 13 06B	
KA331	TLD	A4	07B	DA28QD	00	=		DB28DB BUSS
KA331	TLD	A4	05B	(15)	01		AQ28BQ DAAQGO 11 05B 13 06B	
KA330	TLD	A4	07B	DA28TD	00	=		DB28DB BUSS
KA330	TLD	A4	05B	(15)	01		AD28B2 DAATGO 11 05B 13 06B	
KA329	TLD	A4	07B	DA28YD	00	=		DB28DB BUSS
KA329	TLD	A4	05B	(15)	01		AY28BQ DAA YGO 11 05B 13 06B	
KA334	TLD	A3	04B	DA29CD	00	=		DB29DB BUSS
KA334	TLD	A3	02A	(09)	01		AC29BQ DAACGO 03 02A 07 03A	
KA333	TLD	A3	04B	DA29DD	00	=		DB29DB BUSS
KA333	TLD	A3	02A	(09)	01		AD29B4 DAADGO 03 02A 07 03A	
KA332	TLD	A3	04B	DA29GD	00	=		DB29DB BUSS
KA332	TLD	A3	02A	(09)	01		AD29B6 DAAGGO 03 02A 07 03A	
KA331	TLD	A3	04B	DA29QD	00	=		DB29DB BUSS
KA331	TLD	A3	02A	(09)	01		AQ29BQ DAAQGO 03 02A 07 03A	
KA330	TLD	A3	04B	DA29TD	00	=		DB29DB BUSS
KA330	TLD	A3	02A	(09)	01		AD29B5 DAATGO 03 02A 07 03A	
KA329	TLD	A3	04B	DA29YD	00	=		DB29DB BUSS
KA329	TLD	A3	02A	(09)	01		AY29BQ DAA YGO 03 02A 07 03A	
KA334	TLD	A2	02B	DA30CD	00	=		DB30DB BUSS
KA334	TLD	A2	04A	(01)	01		DAACGO AC30BQ 04 04A 05 03B	

DRAWING NUMBER 149012-860

UNIT ASSEMBLY NO. 149012

REV. E

INDEX DA30DD

UNIT ASSEMBLY NAME CARD CAGE ASSY, CPU L.H.

LOGIC

FILE IDENT

T39B2CP1

DATE 09-03-82

PAGE 175

CONNECTOR	GROUP TYPE	GROUP	TEST POINTS AND/OR	EQUATION	TEST	ORIG. FACTOR	FACTOR	COMMENT
XA333	TLD	A2	02B	DA30DD	00	=		DB30DB BUSS
XA333	TLD	A2	04A	(01)	01	=	DAADGO AD3084 04 04A 05 03B	
XA332	TLD	A2	02B	DA30GD	00	=		DB30DB BUSS
XA332	TLD	A2	04A	(01)	01	=	DAAGGO AD3086 04 04A 05 03B	
XA331	TLD	A2	02B	DA30QD	00	=		DB30DB BUSS
XA331	TLD	A2	04A	(01)	01	=	DAAGGO AQ308Q 04 04A 05 03B	
XA330	TLD	A2	02B	DA30TD	00	=		DB30DB BUSS
XA330	TLD	A2	04A	(01)	01	=	DAATGO AD3085 04 04A 05 03B	
XA329	TLD	A2	02B	DA30YD	00	=		DB30DB BUSS
XA329	TLD	A2	04A	(01)	01	=	DAAYGO AY308Q 04 04A 05 03B	
XA334	TLD	A1	05A	DA31CD	00	=		DB31DB BUSS
XA334	TLD	A1	07A	(06)	01	=	DAACGO AC318Q 10 07A 08 06A	
XA333	TLD	A1	05A	DA31DD	00	=		DB31DB BUSS
XA333	TLD	A1	07A	(06)	01	=	DAADGO AD3181 10 07A 08 06A	
XA332	TLD	A1	05A	DA31GD	00	=		DB31DB BUSS
XA332	TLD	A1	07A	(06)	01	=	DAAGGO AD31GQ 10 07A 08 06A	
XA331	TLD	A1	05A	DA31QD	00	=		DB31DB BUSS
XA331	TLD	A1	07A	(06)	01	=	DAAGGO AQ318Q 10 07A 08 06A	
XA330	TLD	A1	05A	DA31TD	00	=		DB31DB BUSS
XA330	TLD	A1	07A	(06)	01	=	DAATGO AD3182 10 07A 08 06A	
XA329	TLD	A1	05A	DA31YD	00	=		DB31DB BUSS
XA329	TLD	A1	07A	(06)	01	=	DAAYGO AY318Q 10 07A 08 06A	
XA337	TQ2	D4	27B	D800A0	00	=		DATA BUS RCVR - 00
XA337	TQ2	D4	25B	(51)	01	=	SPA073 D800D8 47 25B 49 26B	

DRAWING NUMBER 149012-860

UNIT ASSEMBLY NO. 149012

REV. E

INDEX

DB00DB

LOGIC

UNIT ASSEMBLY NAME CARD CAGE ASSY, CPU L.H.

FILE IDENT

T39B2CP1

DATE 09-03-82

PAGE

176

CONNECTOR	POINT GROUP	TEST POINTS AND/OR	EQUATION	TERM DESIGNATOR	FACTOR	COMMENT
KA315	YLD F4 39A		DB00DB	00 =		
			()	06 +	DY00AD 80 39A	
KA324	YLD F4 39A		()	07 +	DA00CD 80 39A	TAC REG. TO BUS - 00
KA323	YLD F4 39A		()	08 +	DA00DD 80 39A	TADDER TO BUS - 00
KA322	YLD F4 39A		()	09 +	DA00ED 80 39A	TLGCL AND TO BUS - 00
KA321	YLD F4 39A		()	10 +	DA00GD 80 39A	TAO REG. TO BUS - 00
KA320	YLD F4 39A		()	11 +	DA00TD 80 39A	TEXCLUSIVE OR TO BUS - 00
KA319	YLD F4 39A		()	12 +	DA00VD 80 39A	TAY REG. TO BUS - 00
KA318	YLD F4 39A		()	13 +	DG00DD 80 39A	
KA317	YLD F4 39A		()	14 +	DM00DD 80 39A	
KA316	YLD F4 39A		()	15 +	DN00DD 80 39A	
KA341	TT3 F1 36B		DB00GA	00 =		
KA341	TT3 F1 39B		(73)	01	GC0230 CLKG08 DB00DB 79 39B 77 38B 75 37B	
KA337	TQ2 F4 39A		DB00MO	00 =		
KA337	TQ2 F4 37A		(80)	01	DB00DB SPA073 76 37A 78 38A	DATA BUS- 00
KA337	TQ2 D3 24B		DB01A0	00 =		DATA BUS RCVR - 01
KA337	TQ2 D3 22B		(45)	01	SPA072 DB01DB 41 22B 43 23B	
			DB01DB	00 =		
KA315	YLD F3 35A		()	06 +	DY01AD 69 35A	
KA324	YLD F3 35A		()	07 +	DA01CD 69 35A	TAC REG. TO BUS - 01
KA323	YLD F3 35A		()	08 +	DA01DD 69 35A	TADDER TO BUS - 01
KA322	YLD F3 35A		()	09 +	DA01ED 69 35A	TLGCL AND TO BUS - 01
KA321	YLD F3 35A		()	10 +	DA01GD 69 35A	TAO REG. TO BUS - 01
KA320	YLD F3 35A		()	11 +	DA01TD 69 35A	TEXCLUSIVE OR TO BUS - 01
KA319	YLD F3 35A		()	12 +	DA01VD 69 35A	TAY REG. TO BUS - 01
KA318	YLD F3 35A		()	13 +	DG01DD 69 35A	

DRAWING NUMBER 149012-860

UNIT ASSEMBLY NO. 149012

REV. E

INDEX

DB01DB

LOGIC

UNIT ASSEMBLY NAME CARD CAGE ASSY, CPU L.H.

FILE IDENT

T39B2CP1

DATE 09-03-82

PAGE

177

CONNECTOR	CREW POINT	GROUP	TEST POINTS AND OR	EQUATION	TEST	DESIGNATOR	FACTOR	COMMENT
XA317	TLD	F3	35A	()	14	+	DM0100 69 35A	
XA316	TLD	F3	35A	()	15	+	DM0110 69 35A	
XA341	TT3	E3	33B	DB01GA	00	=		
XA341	TT3	E3	30B	(63)	01		CLKG08 GC0230 DB01DB 57 30B 59 31B 61 32B	
XA337	TQ2	F3	35A	DB01M0	00	=		
XA337	TQ2	F3	34B	(69)	01		DB01DB SPA073 65 34B 74 35B	DATA BUS - 01
XA337	TQ2	02	21A	DB02A0	00	=		DATA BUS RCVR - 02
XA337	TQ2	02	23A	(46)	01		DB02DB SPA073 50 23A 48 22A	DATA BUS - 02
XA315	TLD	F2	34A	DB02DB	00	=		
				()	06	+	DT02AD 72 34A	
XA324	TLD	F2	34A	()	07	+	DA02CD 72 34A	IAC REG. TO BUS - 02
XA323	TLD	F2	34A	()	08	+	DA02DD 72 34A	TADDER TO BUS - 02
XA322	TLD	F2	34A	()	09	+	DA02GD 72 34A	ILGCL AND TO BUS - 02
XA321	TLD	F2	34A	()	10	+	DA02QD 72 34A	TA0 REG. TO BUS - 02
XA320	TLD	F2	34A	()	11	+	DA02TD 72 34A	TEXCLUSIVE OR TO BUS - 02
XA319	TLD	F2	34A	()	12	+	DA02YD 72 34A	TAY REG. TO BUS - 02
XA318	TLD	F2	34A	()	13	+	DG020D 72 34A	
XA317	TLD	F2	34A	()	14	+	DM020D 72 34A	
XA316	TLD	F2	34A	()	15	+	DM021D 72 34A	
XA341	TT3	E2	29B	DB02GA	00	=		
XA341	TT3	E2	29A	(55)	01		GC0230 CLKG08 DB02DB 62 29A 60 28A 53 28B	
XA337	TQ2	F2	34A	DB02M0	00	=		
XA337	TQ2	F2	36B	(72)	01		SPA073 DB02DB 73 36B 71 36A	
XA337	TQ2	01	24A	DB03A0	00	=		DATA BUS RCVR - 03
XA337	TQ2	01	26A	(52)	01		DB03DB SPA073 56 26A 54 25A	DATA BUS - 03

DRAWING NUMBER 149012-860

UNIT ASSEMBLY NO. 149012 REV. E INDEX DB04DB

LOGIC

UNIT ASSEMBLY NAME CARD CAGE ASSY, CPU L.H.

FILE IDENT T39B2CP1 DATE 09-03-82 PAGE 179

CONNECTOR	CIRCUIT GROUP	TEST POINTS AND/OR	EQUATION	TEST POINT	USE TO IDENTIFY	FACTOR	COMMENT
XA317	TLD E4	33B	()	14	+	DM0400 63 33B	
XA316	TLD E4	33B	()	15	+	DM041D 63 33B	
XA341	YY3 D3	27B	DB04GA	00	=		
XA341	YY3 D3	24B	(51)	01		CLKG0B GC0330 DB04DB 45 24B 47 25B 49 26B	
XA337	TQ2 E4	33B	DB04M0	00	=		
XA337	TQ2 E4	31B	(63)	01		DB04DB SPA073 59 31B 61 32B	DATA BUS - 04
XA337	TQ2 C3	16B	DB05A0	00	=		
XA337	TQ2 C3	14B	(33)	01		SPA072 DB05DB 29 14B 31 15B	DATA BUS RCVR - 05
XA315	TLD E3	30B	DB05DB	00	=		
XA324	TLD E3	30B	()	06	+	DT05AD 57 30B	TAC REG. TO BUS - 05
XA323	TLD E3	30B	()	07	+	DA05CD 57 30B	TADDER TO BUS - 05
XA322	TLD E3	30B	()	08	+	DA05DD 57 30B	TADDER TO BUS - 05
XA321	TLD E3	30B	()	09	+	DA05ED 57 30B	TAG REG. TO BUS - 05
XA320	TLD E3	30B	()	10	+	DA05FD 57 30B	TAG REG. TO BUS - 05
XA319	TLD E3	30B	()	11	+	DA05GD 57 30B	TAG REG. TO BUS - 05
XA318	TLD E3	30B	()	12	+	DA05HD 57 30B	TAG REG. TO BUS - 05
XA317	TLD E3	30B	()	13	+	DA05ID 57 30B	TAG REG. TO BUS - 05
XA316	TLD E3	30B	()	14	+	DM050D 57 30B	
XA316	TLD E3	30B	()	15	+	DM051D 57 30B	
XA341	YY3 D2	23B	DB05GA	00	=		
XA341	YY3 D2	22A	(43)	01		DB050B GC0330 CLKG0B 48 22A 46 21A 41 22B	DATA BUS - 05
XA337	TQ2 E3	30B	DB05M0	00	=		
XA337	TQ2 E3	28B	(57)	01		DB05DB SPA073 53 28B 55 29B	DATA BUS - 05
XA337	TQ2 C2	15A	DB06A0	00	=		
XA337	TQ2 C2	17A	(30)	01		DB060B SPA072 36 17A 34 16A	DATA BUS RCVR - 06 DATA BUS - 06

DRAWING NUMBER 149012-860

UNIT ASSEMBLY NO. 149012

REV. E

INDEX

DB06DB

LOGIC

UNIT ASSEMBLY NAME CARD CAGE ASSY, CPU L.H.

FILE IDENT

T39B2CP1

DATE 09-03-82

PAGE

180

CONNECTOR	CIRCUIT TYPE	GROUP	TEST POINTS AND OR	EQUATION	TERMS	RELATIONSHIP	FACTOR	COMMENT
				DB06DB	00 =			
KA315	TLD	EZ	28A	()	06 +		DY06AD 60 28A	
KA324	TLD	EZ	28A	()	07 +		DA06CD 60 28A	TAC REG. TO BUS - 06
KA323	TLD	EZ	28A	()	08 +		DA06DD 60 28A	TADDER TO BUS - 06
KA322	TLD	EZ	28A	()	09 +		DA06ED 60 28A	TLGCL AND TO BUS - 06
KA321	TLD	EZ	28A	()	10 +		DA06FD 60 28A	TAO REG. TO BUS - 06
KA320	TLD	EZ	28A	()	11 +		DA06GD 60 28A	TEXCLUSIVE OR TO BUS - 06
KA319	TLD	EZ	28A	()	12 +		DA06HD 60 28A	TAY REG. TO BUS - 06
KA318	TLD	EZ	28A	()	13 +		DA06ID 60 28A	
KA317	TLD	EZ	28A	()	14 +		DA06JD 60 28A	
KA316	TLD	EZ	28A	()	15 +		DA06KD 60 28A	
KA341	TT3	D1	23A	DB06GA	00 =			
KA341	TT3	D1	28A	(50)	01		CLK08 GC0330 DB06DB 56 26A 54 25A 52 24A	
KA337	TQ2	EZ	28A	DB06MO	00 =			
KA337	TQ2	EZ	30A	(60)	01		SPA073 DB06DB 64 30A 62 29A	
KA337	TQ2	C1	18A	DB07AO	00 =			DATA BUS RCVR - 07
KA337	TQ2	C1	20A	(38)	01		DB07DB SPA072 42 20A 40 19A	DATA BUS-07
				DB07DB	00 =			
KA315	TLD	E1	31A	()	06 +		DY07AD 66 31A	
KA324	TLD	E1	31A	()	07 +		DA07CD 66 31A	TAC REG. TO BUS - 07
KA323	TLD	E1	31A	()	08 +		DA07DD 66 31A	TADDER TO BUS - 07
KA322	TLD	E1	31A	()	09 +		DA07ED 66 31A	TLGCL AND TO BUS - 07
KA321	TLD	E1	31A	()	10 +		DA07FD 66 31A	TAO REG. TO BUS - 07
KA320	TLD	E1	31A	()	11 +		DA07GD 66 31A	TEXCLUSIVE OR TO BUS - 07
KA319	TLD	E1	31A	()	12 +		DA07HD 66 31A	TAY REG. TO BUS - 07
KA318	TLD	E1	31A	()	13 +		DA07ID 66 31A	

DRAWING NUMBER 149012-860

UNIT ASSEMBLY NO. 149012

REV. E

INDEX

DB07DB

LOGIC

UNIT ASSEMBLY NAME CARD CAGE ASSY, CPU L.H.

FILE IDENT

T39B2CP1

DATE 09-03-82

PAGE

181

CONNECTOR	CIRCUIT GROUP	TEST POINTS AND/OR	EQUATION	TEST POINT	LOGIC	FACTOR	COMMENT
KA317	TLD E1	31A	()	14	+	DM0700	
KA316	TLD E1	31A	()	15	+	66 31A DM0710 66 31A	
KA341	TY3 C3	19B	DB07GA	00	=		
KA341	TY3 C3	16B	(39)	01	=	DB07DB GC0330 CLKG0B 33 16B 35 17B 37 18B	DATA BUS-07
KA337	TQ2 E1	31A	DB07MO	00	=		
KA337	TQ2 E1	33A	(66)	01	=	SPA073 DB07DB 70 33A 68 32A	
KA335	TQ2 F4	39A	DB08AO	00	=		
KA335	TQ2 F4	37A	(80)	01	=	SPA069 DB08DB 76 37A 78 38A	DATA BUS RCVR - 08
KA325	TLD F4	39A	DB08DB	00	=		
KA325	TLD F4	39A	()	05	+	DT08AD 80 39A	
KA334	TLD F4	39A	()	06	+	DA08CD 80 39A	TAC REG. TO BUS - 08
KA333	TLD F4	39A	()	07	+	DA08DD 80 39A	TADDR TO BUS - 08
KA332	TLD F4	39A	()	08	+	DA08GD 80 39A	TIGCL AND TO BUS - 08
KA331	TLD F4	39A	()	09	+	DA08HD 80 39A	TAG REG. TO BUS - 08
KA330	TLD F4	39A	()	10	+	DA08TD 80 39A	TEXCLUSIVE OR TO BUS - 08
KA329	TLD F4	39A	()	11	+	DA08YD 80 39A	TAY REG. TO BUS - 08
KA328	TLD F4	39A	()	12	+	DG080D 80 39A	
KA327	TLD F4	39A	()	13	+	DM080D 80 39A	
KA326	TLD F4	39A	()	14	+	DM081D 80 39A	
KA341	TY3 C2	15B	DB08GA	00	=		
KA341	TY3 C2	16A	(31)	01	=	GC0550 DB08DB CLKG1B 34 16A 30 15A 29 14B	
KA336	TQ2 F4	39A	DB08MO	00	=		
KA336	TQ2 F4	37A	(80)	01	=	DB08DB SPA071 76 37A 78 38A	DATA BUS - 08
KA335	TQ2 F3	35A	DB09AO	00	=		
KA335	TQ2 F3	34B	(69)	01	=	SPA06B DB09DB 65 34B 74 35B	DATA BUS RCVR - 09

DRAWING NUMBER 149012-860

UNIT ASSEMBLY NO. 149012

REV. E

INDEX DB09DB

LOGIC

UNIT ASSEMBLY NAME CARD CAGE ASSY, CPU L.H.

FILE IDENT

T39B2CP1

DATE 09-03-82

PAGE

182

CONNECTOR	CLC'T TYPE	GROUP	TEST POINTS AND OR	EQUATION	TER DEFINITION	FACTOR	COMMENT
KA325	YLD	F3	35A	D809DB	00 =		
				()	05 +	DY09AD 69 35A	
KA334	YLD	F3	35A	()	06 +	DA09CD 69 35A	TAC REG. TO BUS - 09
KA333	YLD	F3	35A	()	07 +	DA09DD 69 35A	TADDER TO BUS - 09
KA332	YLD	F3	35A	()	08 +	DA09ED 69 35A	TGCL AND TO BUS - 09
KA331	YLD	F3	35A	()	09 +	DA09FD 69 35A	TAO REG. TO BUS - 09
KA330	YLD	F3	35A	()	10 +	DA09TD 69 35A	TEXCLUSIVE OR TO BUS - 09
KA329	YLD	F3	35A	()	11 +	DA09YD 69 35A	TAY REG. TO BUS - 09
KA328	YLD	F3	35A	()	12 +	DG09DD 69 35A	
KA327	YLD	F3	35A	()	13 +	DH09DD 69 35A	
KA326	YLD	F3	35A	()	14 +	DH09ID 69 35A	
KA341	TT3	C1	17A	D809GA	00 =		
KA341	TT3	C1	20A	(36)	01	GC0550 DB09DB CLKG18 42 20A 40 19A 38 18A	
KA336	TQ2	F3	35A	D809MO	00 =		
KA336	TQ2	F3	34B	(69)	01	D809DB SPA071 65 34B 74 35B	DATA BUS- 09
KA335	TQ2	F2	34A	D810A0	00 =		DATA BUS RCVR - 10
KA335	TQ2	F2	34B	(72)	01	D81008 SPA069 73 36B 71 36A	DATA BUS- 10
				D81008	00 =		
KA325	YLD	F2	34A	()	04 +	DY10AD 72 34A	
KA334	YLD	F2	34A	()	05 +	DA10CD 72 34A	TAC REG. TO BUS - 10
KA333	YLD	F2	34A	()	06 +	DA10DD 72 34A	TADDER TO BUS - 10
KA332	YLD	F2	34A	()	07 +	DA10ED 72 34A	TGCL AND TO BUS - 10
KA331	YLD	F2	34A	()	08 +	DA10FD 72 34A	TAO REG. TO BUS - 10
KA330	YLD	F2	34A	()	09 +	DA10TD 72 34A	TEXCLUSIVE OR TO BUS - 10
KA329	YLD	F2	34A	()	10 +	DA10YD 72 34A	TAY REG. TO BUS - 10
KA328	YLD	F2	34A	()	11 +	DG10DD 72 34A	

DRAWING NUMBER 149012-860

UNIT ASSEMBLY NO. 149012

REV. E

INDEX

DB10DB

LOGIC

UNIT ASSEMBLY NAME CARD CAGE ASSY, CPU L.H.

FILE IDENT

T39B2CP1

DATE 09-03-82

PAGE

183

CONNECTOR	GROUP	TEST POINTS AND/OR	EQUATION	TEST POINT	TEST POINT	FACTOR	COMMENT
XA327	TLD F2	34A	()	12	+	DM100D 72 34A	
XA326	TLD F2	34A	()	13	+	DM101D 72 34A	
XA341	TT3 B3	13B	DB10GA	00	=		
XA341	TT3 B3	10B	(27)	01		CLKG1B DB10DB GC0550 21 10B 23 11B 25 12B	
XA336	TQ2 F2	34A	DB10MO	00	=		
XA336	TQ2 F2	36B	(72)	01		SPA071 DB10DB 73 36B 71 36A	
XA335	TQ2 F1	37B	DB11AO	00	=		
XA335	TQ2 F1	39B	(75)	01		DB11DB SPA069 79 39B 77 38B	DATA BUS RCVR - 11 DATA BUS - 11
XA325	TLD F1	37B	DB11DB	00	=		
			()	04	+	DT11AD 75 37B	
XA327	TLD F1	37B	()	05	+	DM110D 75 37B	
XA326	TLD F1	37B	()	06	+	DM111D 75 37B	
XA328	TLD F1	37B	()	07	+	DC1100 75 37B	
XA334	TLD F1	37B	()	08	+	DA11CD 75 37B	IAC REG. TO BUS - 11
XA333	TLD F1	37B	()	09	+	DA11DD 75 37B	IADDR TO BUS - 11
XA332	TLD F1	37B	()	10	+	DA11GD 75 37B	ILGCL AND TO BUS - 11
XA331	TLD F1	37B	()	11	+	DA11QD 75 37B	IAQ REG. TO BUS - 11
XA330	TLD F1	37B	()	12	+	DA11TD 75 37B	TEXCLUSIVE OR TO BUS 11
XA329	TLD F1	37B	()	13	+	DA11YD 75 37B	IAY REG. TO BUS - 11
XA341	TT3 B2	09B	DB11GA	00	=		
XA341	TT3 B2	10A	(19)	01		GC0550 CLKG1B DB11DB 18 10A 14 09A 17 08B	
XA336	TQ2 F1	37B	DB11MO	00	=		
XA336	TQ2 F1	39B	(75)	01		SPA071 DB11DB 79 39B 77 38B	
XA335	TQ2 E4	33B	DB12AO	00	=		
XA335	TQ2 E4	31B	(63)	01		SPA068 DB12DB 59 31B 61 32B	DATA BUS RCVR - 12

DRAWING NUMBER 149012-860

UNIT ASSEMBLY NO. 149012

REV. E

INDEX

DB12DB

LOGIC

UNIT ASSEMBLY NAME CARD CAGE ASSY, CPU L.H.

FILE IDENT

T39B2CP1

DATE 09-03-82

PAGE

184

CONNECTOR	TEST POINT	GROUP	TEST POINTS AND/OR	EQUATION	TEST POINT	LOGIC	FACTOR	COMMENT
KA325	TLU	E4	33B	DB12DB	00	=		
				()	04	+	DY12AD 63 33B	
KA327	TLU	E4	33B	()	05	+	DW1200 63 33B	
KA326	TLU	E4	33B	(1)	06	+	DW1210 63 33B	
KA328	TLU	E4	33B	()	07	+	DG1200 63 33B	
KA334	TLU	E4	33B	()	08	+	DA12CD 63 33B	TAC REG. TO BUS - 12
KA333	TLU	E4	33B	()	09	+	DA12DD 63 33B	TADDER TO BUS - 12
KA332	TLU	E4	33B	()	10	+	DA12ED 63 33B	TLGCL AND TO BUS - 12
KA331	TLU	E4	33B	()	11	+	DA12GD 63 33B	TAO REG. TO BUS - 12
KA330	TLU	E4	33B	()	12	+	DA12HD 63 33B	TEXCLUSIVE OR TO BUS - 12
KA329	TLU	E4	33B	()	13	+	DA12YD 63 33B	TAY REG. TO BUS - 12
KA341	TT3	B1	11A	DB12GA	00	=		
KA341	TT3	B1	14A	(20)	01		CLKG1B GC0570 DB12DB 26 14A 24 13A 22 12A	
KA336	TQ2	E4	33B	DB12M0	00	=		
KA336	TQ2	E4	31B	(63)	01		DB12DB SPA071 59 31B 61 32B	DATA BUS- 12
KA335	TQ2	E3	30B	DB13A0	00	=		DATA BUS RCVR - 13
KA335	TQ2	E3	28B	(57)	01		SPA068 DB1308 53 28B 55 29B	
				DB130B	00	=		
KA325	TLU	E3	30B	()	04	+	DY13AD 57 30B	
KA327	TLU	E3	30B	()	05	+	DW1300 57 30B	
KA326	TLU	E3	30B	()	06	+	DW1310 57 30B	
KA328	TLU	E3	30B	()	07	+	DG1300 57 30B	
KA334	TLU	E3	30B	()	08	+	DA13CD 57 30B	TAC REG. TO BUS - 13
KA333	TLU	E3	30B	()	09	+	DA13DD 57 30B	TADDER TO BUS - 13
KA332	TLU	E3	30B	()	10	+	DA13ED 57 30B	TLGCL AND TO BUS - 13
KA331	TLU	E3	30B	()	11	+	DA13GD 57 30B	TAO REG. TO BUS - 13

DRAWING NUMBER 149012-860

UNIT ASSEMBLY NO. 149012

REV. E

INDEX

DB13DB

LOGIC

UNIT ASSEMBLY NAME CARD CAGE ASSY, CPU L.H.

FILE IDENT

T39B2CP1

DATE 09-03-82

PAGE

185

CONNECTOR	GROUP	TEST POINTS AND/OR	EQUATION	TEST DESIGNATOR	FACTOR	COMMENT
XA330	TLD E3	30B	()	12 +	DA13TD	EXCLUSIVE OR TO BUS - 13
XA329	TLD E3	30B	()	13 +	57 30B DA13YD 57 30B	TAY REG. TO BUS - 13
XA341	TT3 A3	07B	DB13GA	00 =		
XA341	TT3 A3	04B	(15)	01	CLKG1B GC0570 DB13DB 09 04B 11 05B 13 06B	
XA336	TQ2 E3	30B	DB13M0	00 =		
XA336	TQ2 E3	28B	(57)	01	DB13DB SPA070 53 28B 55 29B	DATA BUS - 13
XA335	TQ2 E2	28A	DB14A0	00 =		DATA BUS RCVR - 14
XA335	TQ2 E2	30A	(60)	01	DB14DB SPA068 64 30A 62 29A	DATA BUS - 14
XA325	TLD E2	28A	DB14DB	00 =		
XA327	TLD E2	28A	()	03 +	DT14AD 60 28A DM140D	
XA326	TLD E2	28A	()	05 +	60 28A DM141D	
XA328	TLD E2	28A	()	06 +	60 28A DG140D	
XA334	TLD E2	28A	()	07 +	60 28A DA14CD	TAC REG. TO BUS - 14
XA333	TLD E2	28A	()	08 +	60 28A DA14DD	TADDER TO BUS - 14
XA332	TLD E2	28A	()	09 +	60 28A DA14GD	TLCCL AND TO BUS - 14
XA331	TLD E2	28A	()	10 +	60 28A DA14QD	TAO REG. TO BUS - 14
XA330	TLD E2	28A	()	11 +	60 28A DA14TD	EXCLUSIVE OR TO BUS - 14
XA329	TLD E2	28A	()	12 +	60 28A DA14YD 60 28A	TAY REG. TO BUS - 14
XA341	TT3 A2	03A	DB14GA	00 =		
XA341	TT3 A2	03B	(07)	01	CLKG1B DB14DB GC0570 05 03B 01 02B 03 02A	
XA336	TQ2 E2	28A	DB14M0	00 =		
XA336	TQ2 E2	30A	(60)	01	SPA071 DB14DB 64 30A 62 29A	
XA335	TQ2 E1	31A	DB15A0	00 =		DATA BUS RCVR - 15
XA335	TQ2 E1	33A	(66)	01	DB15DB SPA068 70 33A 68 32A	DATA BUS - 15

DRAWING NUMBER 149012-860

UNIT ASSEMBLY NO. 149012

REV. E

INDEX DB15DB

LOGIC

UNIT ASSEMBLY NAME CARD CAGE ASSY, CPU L.H.

FILE IDENT

T39B2CP1

DATE 09-03-82

PAGE

186

CONNECTOR	CIRCUIT TYPE	GROUP	TEST POINTS AND/OR	EQUATION	TEST	DESIG. FACTOR	FACTOR	COMMENT
KA325	YLD	E1	31A	DB15DB	00	=		
				()	03	+	DY15AD 66 31A	
KA327	YLD	E1	31A				DW150D 66 31A	
KA326	YLD	E1	31A				DW151D 66 31A	
KA328	YLD	E1	31A				DG150D 66 31A	
KA334	YLD	E1	31A				DA15CD 66 31A	TAC REG. TO BUS - 15
KA333	YLD	E1	31A				DA150D 66 31A	TADDER TO BUS - 15
KA332	YLD	E1	31A				DA15GD 66 31A	TLGCL AND TO BUS - 15
KA331	YLD	E1	31A				DA15QD 66 31A	TAO REG. TO BUS - 15
KA330	YLD	E1	31A				DA15YD 66 31A	TEXCLUSIVE OR TO BUS - 15
KA329	YLD	E1	31A				DA15VD 66 31A	TAY REG. TO BUS - 15
KA341	TT3	A1	04A	DB15GA	00	=		
KA341	TT3	A1	07A	(04)	01		GC0570 CLKG18 DB15DB 10 07A 08 06A 06 05A	
KA336	TQ2	E1	31A	DB15M0	00	=		
KA336	TQ2	E1	33A	(66)	01		SPA07I DB15DB 70 33A 68 32A	
KA335	TQ2	D4	27B	DB16A0	00	=		DATA BUS RCVR - 16
KA335	TQ2	D4	25B	(51)	01		SPA068 DB16DB 47 25B 49 26B	
				DB16DB	00	=		
KA321	YLD	D4	27B	()	06	+	DY16AD 51 27B	
KA328	YLD	D4	27B	()	07	+	DG160D 51 27B	
KA327	YLD	D4	27B	()	08	+	DG161D 51 27B	
KA334	YLD	D4	27B	()	09	+	DA16CD 51 27B	TAC REG. TO BUS - 16
KA333	YLD	D4	27B	()	10	+	DA160D 51 27B	TADDER TO BUS - 16
KA332	YLD	D4	27B	()	11	+	DA16GD 51 27B	TLGCL AND TO BUS - 16
KA331	YLD	D4	27B	()	12	+	DA16QD 51 27B	TAO REG. TO BUS - 16
KA330	YLD	D4	27B	()	13	+	DA16TD 51 27B	TEXCLUSIVE OR TO BUS - 16

DRAWING NUMBER 149012-860

UNIT ASSEMBLY NO. 149012

REV. E

INDEX

DB16DB

LOGIC

UNIT ASSEMBLY NAME CARD CAGE ASSY, CPU L.H.

FILE IDENT

T39B2CP1

DATE 09-03-82

PAGE

187

CONNECTOR	CIRCUIT TYPE	GROUP	TEST POINTS AND/OR	EQUATION	TEST	DESIGNATOR	FACTOR	COMMENT
XA329	TLD	D4	27B	()	14	+	DA16YD 51 27B	TAY REG. TO BUS - 16
XA326	TLD	D4	27B	()	15	+	DM1600 51 27B	
XA325	TLD	D4	27B	()	16	+	DM1610 51 27B	
XA324	TLD	D4	27B	()	17	+	DM1620 51 27B	
XA323	TLD	D4	27B	()	18	+	DM1630 51 27B	
XA322	TLD	D4	27B	()	19	+	DM1640 51 27B	
XA340	YT3	F1	36B	D816GA	00	=		
XA340	YT3	F1	39B	(73)	01	=	DB160B CLK60B GC0240 79 39B 77 38B 75 37B	DATA BUS- 16
XA339	YT3	F1	36B	D816HA	00	=		
XA339	TT3	F1	39B	(73)	01	=	DB160B GC0630 CLK62B 79 39B 77 38B 75 37B	DATA BUS- 16
XA336	TQ2	D4	27B	D816HO	00	=		
XA336	TQ2	D4	25B	(51)	01	=	SPA070 DB16DB 47 25B 49 26B	
XA341	YT3	F3	39A	D816NA	00	=		
XA341	TT3	F3	35A	(80)	01	=	CLKM0B MC0340 DB16DB 69 35A 76 37A 78 38A	
XA335	TQ2	D3	24B	D817A0	00	=		DATA BUS RCVR - 17
XA335	TQ2	D3	22B	(45)	01	=	SPA068 DB17DB 41 22B 43 23B	
XA321	TLD	D3	24B	D817DB	00	=		
XA321	TLD	D3	24B	()	05	+	DT17AD 45 24B	
XA328	TLD	D3	24B	()	06	+	DG170D 45 24B	
XA327	TLD	D3	24B	()	07	+	DG171D 45 24B	
XA334	TLD	D3	24B	()	08	+	DA17CD 45 24B	TAC REG. TO BUS - 17
XA333	TLD	D3	24B	()	09	+	DA17DD 45 24B	TADDER TO BUS - 17
XA332	TLD	D3	24B	()	10	+	DA17ED 45 24B	TLCCL AND TO BUS - 17
XA331	TLD	D3	24B	()	11	+	DA17FD 45 24B	TAD REG. TO BUS - 17
XA330	TLD	D3	24B	()	12	+	DA17TD 45 24B	TEXCLUSIVE OR TO BUS - 17
XA329	TLD	D3	24B	()	13	+	DA17YD 45 24B	TAY REG. TO BUS - 17

DRAWING NUMBER 149012-860

UNIT ASSEMBLY NO. 149012

REV. E

INDEX

DB17DB

LOGIC

UNIT ASSEMBLY NAME CARD CAGE ASSY, CPU L.H.

FILE IDENT

T39B2CP1

DATE 09-03-82

PAGE

188

CONNECTOR	LETTER	GROUP	TEST POINTS AND OR	EQUATION	TERMINAL	DESIGNATOR	FACTOR	COMMENT
KA326	TLD	D3	24B	()	14	+	DM1700 45 24B	
KA325	TLD	D3	24B	()	15	+	DM171D 45 24B	
KA324	TLD	D3	24B	()	16	+	DM172D 45 24B	
KA323	TLD	D3	24B	()	17	+	DM173D 45 24B	
KA322	TLD	D3	24B	()	18	+	DM174D 45 24B	
KA340	TT3	E3	30B	DB17GA	00	=		
KA340	TT3	E3	30B	(63)	01		CLKG08 GC0240 DB17DB 57 30B 59 31B 61 32B	
KA339	TT3	E3	30B	DB17HA	00	=		
KA339	TT3	E3	30B	(63)	01		CLKG2B GC0630 DB17DB 57 30B 59 31B 61 32B	
KA336	TQ2	D3	24B	DB17RU	00	=		
KA336	TQ2	D3	22B	(45)	01		SPA070 DB17DB 41 22B 43 23B	
KA341	TT3	F2	36A	DB17NA	00	=		
KA341	TT3	F2	36A	(74)	01		CLKM0B DB17DB MC0340 71 36A 72 34A 65 34B	
KA335	TQ2	D2	21A	DB18AU	00	=		
KA335	TQ2	D2	23A	(46)	01		DB18DB SPA06B 50 23A 48 22A	DATA BUS RCVR - 18 DATA BUS - 18
KA321	TLD	D2	21A	DB18DB	00	=		
KA321	TLD	D2	21A	()	06	+	DT18AD 46 21A	
KA328	TLD	D2	21A	()	07	+	OG180D 46 21A	
KA327	TLD	D2	21A	()	08	+	OG181D 46 21A	
KA334	TLD	D2	21A	()	09	+	DA18CD 46 21A	TAC REG. TO BUS - 18
KA333	TLD	D2	21A	()	10	+	DA18DD 46 21A	TADDR TO BUS - 18
KA332	TLD	D2	21A	()	11	+	DA18GD 46 21A	TGCL AND TO BUS - 18
KA331	TLD	D2	21A	()	12	+	DA18QD 46 21A	TAR REG. TO BUS - 18
KA330	TLD	D2	21A	()	13	+	DA18TD 46 21A	TEXCLUSIVE OR TO BUS - 18
KA329	TLD	D2	21A	()	14	+	DA18YD 46 21A	TAY REG. TO BUS - 18
KA326	TLD	D2	21A	()	15	+	DM180D 46 21A	

DRAWING NUMBER 149012-860

UNIT ASSEMBLY NO. 149012 REV. E INDEX DB18DB

LOGIC

UNIT ASSEMBLY NAME CARD CAGE ASSY, CPU L.H.

FILE IDENT T39B2CP1 DATE 09-03-82 PAGE 189

CONNECTOR	CIRCUIT TYPE	GROUP	TEST POINTS		EQUATION	TERM	DESIGNATION	FACTOR	COMMENT
			AND	OR					
XA325	TLD	D2	21A	()	16	+	DM181D 46 21A		
XA324	TLD	D2	21A	()	17	+	DM182D 46 21A		
XA323	TLD	D2	21A	()	18	+	DM183D 46 21A		
XA322	TLD	D2	21A	()	19	+	DM184D 46 21A		
XA340	YY3	E2	29B	DB18GA	00	=			
XA340	TT3	E2	29A	(55)	01		DB18DB CLKGB GC0240 62 29A 60 28A 53 28B	DATA BUS- 18	
XA339	YY3	E2	29B	DB18HA	00	=			
XA339	TT3	E2	29A	(55)	01		DB18DB CLKGB GC0630 62 29A 60 28A 53 28B	DATA BUS- 18	
XA336	TQ2	D2	21A	DB18MO	00	=			
XA336	TQ2	D2	23A	(46)	01		DB18DB SPA070 50 23A 48 22A	DATA BUS- 18	
XA340	YY3	F3	39A	DB18NA	00	=			
XA340	YY3	F3	35A	(80)	01		MC0340 CLKGB DB18DB 69 35A 76 37A 78 38A		
XA335	TQ2	D1	24A	DB19AO	00	=		DATA BUS RCVR - 19	
XA335	TQ2	D1	26A	(52)	01		DB19DB SPA068 56 26A 54 25A	DATA BUS- 19	
XA321	TLD	D1	24A	DB19DB	00	=			
				()	06	+	DT19AD 52 24A		
XA328	TLD	D1	24A	()	07	+	DG190D 52 24A		
XA327	TLD	D1	24A	()	08	+	DG191D 52 24A		
XA334	TLD	D1	24A	()	09	+	DA19CD 52 24A	TAC REG. TO BUS - 19	
XA333	TLD	D1	24A	()	10	+	DA19DD 52 24A	TADDER TO BUS - 19	
XA332	TLD	D1	24A	()	11	+	DA19ED 52 24A	TGCL AND TO BUS - 19	
XA331	TLD	D1	24A	()	12	+	DA19FD 52 24A	TAO REG. TO BUS - 19	
XA330	TLD	D1	24A	()	13	+	DA19TD 52 24A	TEXCLUSIVE OR TO BUS - 19	
XA329	TLD	D1	24A	()	14	+	DA19UD 52 24A	TAY REG. TO BUS - 19	
XA326	TLD	D1	24A	()	15	+	DM190D 52 24A		
XA325	TLD	D1	24A	()	16	+	DM191D 52 24A		

DRAWING NUMBER 149012-860

UNIT ASSEMBLY NO. 149012

REV. E

INDEX

DB19DB

LOGIC

UNIT ASSEMBLY NAME CARD CAGE ASSY, CPU L.H.

FILE IDENT

T39B2CP1

DATE 09-03-82

PAGE

190

CONNECTOR	CIRCUIT TYPE	GROUP	TEST POINTS AND/OR	EQUATION	TEST	DESIG. FACTOR	FACTOR	COMMENT
KA324	TLD	D1	24A	()	17	+	DM192D 52 24A	
KA323	TLD	D1	24A	()	18	+	DM193D 52 24A	
KA322	TLD	D1	24A	()	19	+	DM194D 52 24A	
KA340	TT3	E1	30A	DB19GA	00	=		
KA340	TT3	E1	33A	(64)	01		GCO240 DB19DB CLKG0B 70 33A 68 32A 66 31A	
KA339	TT3	E1	30A	DB19HA	00	=		
KA339	TT3	E1	33A	(64)	01		CLKG2B GCO630 DB19DB 70 33A 68 32A 66 31A	
KA336	TQ2	D1	24A	DB19HO	00	=		
KA336	TQ2	D1	26A	(52)	01		DB19DB SPA070 56 26A 54 25A	DATA BUS- 19
KA340	TT3	F2	35B	DB19NA	00	=		
KA340	TT3	F2	36A	(74)	01		CLKM0B MCO340 DB19DB 71 36A 72 34A 65 34B	
KA335	TQ2	C4	17B	DB20AO	00	=		
KA335	TQ2	C4	17B	(39)	01		DB20DB SPA067 35 17B 37 18B	DATA BUS RCVR - 20 DATA BUS- 20
KA321	TLD	C4	19B	DB20DB	00	=		
				()	07	+	DT20AD 39 19B	
KA328	TLD	C4	19B	()	08	+	DC2000 39 19B	
KA327	TLD	C4	19B	()	09	+	DC2010 39 19B	
KA334	TLD	C4	19B	()	10	+	DA20CD 39 19B	TAC REG. TO BUS - 20
KA333	TLD	C4	19B	()	11	+	DA20DD 39 19B	TADDR TO BUS - 20
KA332	TLD	C4	19B	()	12	+	DA20GD 39 19B	TLGCL AND TC BUS - 20
KA331	TLD	C4	19B	()	13	+	DA20QD 39 19B	TAP REG. TO BUS - 20
KA330	TLD	C4	19B	()	14	+	DA20TD 39 19B	TEXCLUSIVE OR TO BUS - 20
KA329	TLD	C4	19B	()	15	+	DA20YD 39 19B	TAY REG. TO BUS - 20
KA326	TLD	C4	19B	()	16	+	DM200D 39 19B	
KA325	TLD	C4	19B	()	17	+	DM201D 39 19B	
KA324	TLD	C4	19B	()	18	+	DM202D 39 19B	

DRAWING NUMBER 149012-860

UNIT ASSEMBLY NO. 149012

REV. E

INDEX DB20DB

LOGIC

UNIT ASSEMBLY NAME CARD CAGE ASSY, CPU L.H.

FILE IDENT

T39B2CP1

DATE 09-03-82

PAGE

191

CONNECTOR	CIRCUIT TYPE	GROUP	TEST POINTS AND OR	EQUATION	TEST POINTS	LOGIC	FACTOR	COMMENT
XA323	TLD	C4	19B	()	19 +		DM2030 39 19B	
XA322	TLD	C4	19B	()	20 +		DM2040 39 19B	
XA340	TT3	D3	27B	DB20GA	00 =			
XA340	TT3	D3	24B	(51)	01		CLKG0B GC0340 DB20DB 45 24B 47 25B 49 26B	
XA339	TT3	D3	27B	DB20HA	00 =			
XA339	TT3	D3	24B	(51)	01		CLKG2B GC0680 DB20DB 45 24B 47 25B 49 26B	
XA336	TQ2	C4	17B	DB20HO	00 =			
XA336	TQ2	C4	17B	(39)	01		SPA070 DB20DB 35 17B 37 18B	
XA339	TT3	F3	39A	DB20NA	00 =			
XA339	TT3	F3	35A	(80)	01		CLKH0B MC0350 DB20DB 69 35A 76 37A 78 38A	
XA335	TQ2	C3	14B	DB21AO	00 =			DATA BUS RCVR - 21
XA335	TQ2	C3	14B	(33)	01		DB21DB SPA067 29 14B 31 15B	DATA BUS - 21
XA321	TLD	C3	16B	DB21DB ()	00 07 +		DT21AD 33 16B	
XA328	TLD	C3	16B	()	08 +		DG2100 33 16B	
XA327	TLD	C3	16B	()	09 +		DG2110 33 16B	
XA334	TLD	C3	16B	()	10 +		DA21CD 33 16B	TAC REG. TO BUS - 21
XA333	TLD	C3	16B	()	11 +		DA21DD 33 16B	TADDER TO BUS - 21
XA332	TLD	C3	16B	()	12 +		DA21GD 33 16B	TIGCL AND TO BUS - 21
XA331	TLD	C3	16B	()	13 +		DA21QD 33 16B	TAO REG. TO BUS - 21
XA330	TLD	C3	16B	()	14 +		DA21TD 33 16B	TEXCLUSIVE OR TO BUS - 21
XA329	TLD	C3	16B	()	15 +		DA21VD 33 16B	TAY REG. TO BUS - 21
XA326	TLD	C3	16B	()	16 +		DM2100 33 16B	
XA325	TLD	C3	16B	()	17 +		DM2110 33 16B	
XA324	TLD	C3	16B	()	18 +		DM2120 33 16B	
XA323	TLD	C3	16B	()	19 +		DM2130 33 16B	

DRAWING NUMBER 149012-860

UNIT ASSEMBLY NO. 149012

REV. E

INDEX DB21GA

LOGIC

UNIT ASSEMBLY NAME CARD CAGE ASSY, CPU L.H.

FILE IDENT T39B2CP1

DATE 09-03-82

PAGE

192

CONNECTOR	CIRCUIT TYPE	GROUP	TEST POINTS AND/OR	EQUATION	TERMS	DEFINITION	FACTOR	COMMENT
KA322	TLD	C3	16B	()	20	+	DM214D 33 16B	
KA340	TT3	D2	23B	DB21GA	00	=		
KA340	TT3	D2	22A	(43)	01		CLKG0B GC0340 DB21DB 48 22A 46 21A 41 22B	
KA339	TT3	D2	23B	DB21HA	00	=		
KA339	TT3	D2	22A	(43)	01		DB21DB CLKG2B GC0680 48 22A 46 21A 41 22B	DATA BUS- 21
KA336	TQ2	C3	16B	DB21MO	00	=		
KA336	TQ2	C3	14B	(33)	01		SPA070 DB21DB 29 14B 31 15B	
KA339	TT3	F2	35B	DB21NA	00	=		
KA339	TT3	F2	36A	(74)	01		CLKMOB DB21DB MC0350 71 36A 72 34A 65 34B	
KA335	TQ2	C2	15A	DB22AO	00	=		
KA335	TQ2	C2	17A	(30)	01		DB22DB SPA067 36 17A 34 16A	DATA BUS RCVR - 22 DATA BUS- 22
KA321	TLD	C2	15A	DB22DB	00	=		
				()	07	+	DT22AD 30 15A	
KA328	TLD	C2	15A	()	08	+	DG2200 30 15A	
KA327	TLD	C2	15A	()	09	+	DG221D 30 15A	
KA334	TLD	C2	15A	()	10	+	DA22CD 30 15A	TAC REG. TO BUS - 22
KA333	TLD	C2	15A	()	11	+	DA22DD 30 15A	TADDER TO BUS - 22
KA332	TLD	C2	15A	()	12	+	DA22GD 30 15A	TIGCI AND TO BUS - 22
KA331	TLD	C2	15A	()	13	+	DA22QD 30 15A	TAQ REG. TO BUS - 22
KA330	TLD	C2	15A	()	14	+	DA22TD 30 15A	TEXCLUSIVE OR TO BUS - 22
KA329	TLD	C2	15A	()	15	+	DA22YD 30 15A	TAY REG. TO BUS - 22
KA326	TLD	C2	15A	()	16	+	DM220D 30 15A	
KA325	TLD	C2	15A	()	17	+	DM221D 30 15A	
KA324	TLD	C2	15A	()	18	+	DM222D 30 15A	
KA323	TLD	C2	15A	()	19	+	DM223D 30 15A	
KA322	TLD	C2	15A	()	20	+	DM224D 30 15A	

DRAWING NUMBER 149012-860

UNIT ASSEMBLY NO. 149012

REV. E

INDEX

DB22GA

LOGIC

UNIT ASSEMBLY NAME CARD CAGE ASSY, CPU L.H.

FILE IDENT

T39B2CP1

DATE 09-03-82

PAGE

193

CONNECTOR	CIRCUIT TYPE	GROUP	TEST POINTS AND OR	EQUATION	TERMINAL	TEST POINT	FACTOR	COMMENT
XA340	TT3	D1	23A	DB22GA	00	=		
XA340	YY3	D1	26A	(50)	01		CLKG08 GC0340 DB22DB 56 26A 54 25A 52 24A	
XA339	TT3	D1	23A	DB22HA	00	=		
XA339	YY3	D1	26A	(50)	01		GC0680 CLKG28 DB22DB 56 26A 54 25A 52 24A	
XA336	TQ2	C2	15A	DB22M0	00	=		
XA336	TQ2	C2	17A	(30)	01		DB22DB SPA070 36 17A 34 16A	DATA BUS- 22
XA338	TT3	F3	39A	DB22NA	00	=		
XA338	YY3	F3	35A	(80)	01		CLKM08 MC0350 DB22DB 69 35A 76 37A 78 38A	
XA335	TQ2	C1	18A	DB23A0	00	=		DATA BUS RCVR - 23
XA335	TQ2	C1	20A	(38)	01		DB23DB SPA068 42 20A 40 19A	DATA BUS- 23
				DB23DB	00	=		
XA321	YLD	C1	18A	()	07	+	DT23AD 38 18A	
XA328	YLD	C1	18A	()	08	+	DG230D 38 18A	
XA327	YLD	C1	18A	()	09	+	DG231D 38 18A	
XA334	YLD	C1	18A	()	10	+	DA23CD 38 18A	TAC REG. TO BUS - 23
XA333	YLD	C1	18A	()	11	+	DA23DD 38 18A	TADDER TO BUS - 23
XA332	YLD	C1	18A	()	12	+	DA23GD 38 18A	TLGCL AND TO BUS - 23
XA331	YLD	C1	18A	()	13	+	DA23QD 38 18A	TAO REG. TO BUS - 23
XA330	YLD	C1	18A	()	14	+	DA23TD 38 18A	TEXCLUSIVE OR TO BUS - 23
XA329	YLD	C1	18A	()	15	+	DA23YD 38 18A	TAY REG. TO BUS - 23
XA326	YLD	C1	18A	()	16	+	DM230D 38 18A	
XA325	YLD	C1	18A	()	17	+	DM231D 38 18A	
XA324	YLD	C1	18A	()	18	+	DM232D 38 18A	
XA323	YLD	C1	18A	()	19	+	DM233D 38 18A	
XA322	YLD	C1	18A	()	20	+	DM234D 38 18A	

DRAWING NUMBER 149012-860

UNIT ASSEMBLY NO. 149012

REV. E

INDEX

DB23GA

LOGIC

UNIT ASSEMBLY NAME CARD CAGE ASSY, CPU L.H.

FILE IDENT

T39B2CP1

DATE 09-03-82

PAGE

194

CONNECTOR	LOC	TEST POINTS AND/OR	EQUATION	TERMS	DESIGN	FACTOR	COMMENT
KA340	TT3	C3 19B	DB23GA	00 =			
KA340	TT3	C3 16B	(39)	01		DB23DB CLKG0B GC0340 33 16B 35 17B 37 18B	DATA BUS- 23
KA339	TT3	C3 19B	DB23HA	00 =			
KA339	TT3	C3 16B	(39)	01		CLKG2B GC0680 DB23DB 33 16B 35 17B 37 18B	
KA336	TQ2	C1 18A	DB23M0	00 =			
KA336	TQ2	C1 20A	(38)	01		SPA070 DB23DB 42 20A 40 19A	
KA338	TT3	F2 35B	DB23NA	00 =			
KA338	TT3	F2 36A	(74)	01		MC0350 CLKM0B DB23DB 71 36A 72 34A 65 34B	
KA335	TQ2	B4 13B	DB24A0	00 =			DATA BUS RCVR - 24
KA335	TQ2	B4 11B	(27)	01		DB24DB SPA067 23 11B 25 12B	DATA BUS- 24
			DB24DB	00 =			
KA319	FLD	B4 13B	()	07 +		DY24AD 27 13B	
KA328	FLD	B4 13B	()	08 +		DG24AD 27 13B	
KA327	FLD	B4 13B	()	09 +		DC24AD 27 13B	
KA334	FLD	B4 13B	()	10 +		DA24AD 27 13B	TAC REG. TO BUS - 24
KA333	FLD	B4 13B	()	11 +		DA24AD 27 13B	TADDER TO BUS - 24
KA332	FLD	B4 13B	()	12 +		DA24AD 27 13B	TLGCL AND TO BUS - 24
KA331	FLD	B4 13B	()	13 +		DA24AD 27 13B	TAO REG. TO BUS - 24
KA330	FLD	B4 13B	()	14 +		DA24AD 27 13B	TEXCLUSIVE OR TO BUS - 24
KA329	FLD	B4 13B	()	15 +		DA24AD 27 13B	TAY REG. TO BUS - 24
KA326	FLD	B4 13B	()	16 +		DA24AD 27 13B	
KA325	FLD	B4 13B	()	17 +		DA24AD 27 13B	
KA324	FLD	B4 13B	()	18 +		DA24AD 27 13B	
KA323	FLD	B4 13B	()	19 +		DA24AD 27 13B	
KA322	FLD	B4 13B	()	20 +		DA24AD 27 13B	
KA321	FLD	B4 13B	()	21 +		DA24AD 27 13B	

DRAWING NUMBER 149012-860

UNIT ASSEMBLY NO. 149012

REV. E

INDEX DB24GA

LOGIC

UNIT ASSEMBLY NAME CARD CAGE ASSY, CPU L.H.

FILE IDENT T39B2CP1

DATE 09-03-82

PAGE

195

CONNECTOR	UNIT	GROUP	TEST POINTS AND/OR	EQUATION	TERM	DESIGNATOR	FACTOR	COMMENT
XA320	TLD	B4	13B	()	22	+	DM246D 27 13B	
XA340	TT3	C2	15B	DB24GA	00	=		
XA340	TT3	C2	16A	(31)	01		GC056D CLKG1B DB24DB 34 16A 30 15A 29 14B	
XA339	TT3	C2	15B	DB24HA	00	=		
XA339	TT3	C2	16A	(31)	01		GC073D CLKG2B DB24DB 34 16A 30 15A 29 14B	
XA336	TQ2	B4	13B	DB24H0	00	=		
XA336	TQ2	B4	11B	(27)	01		SPA069 DB24DB 23 11B 25 12B	
XA338	TT3	F1	36B	DB24NA	00	=		
XA338	TT3	F1	39B	(73)	01		DB24DB MC036D CLKM0B 79 39B 77 38B 75 37B	DATA BUS - 34
XA335	TQ2	B3	10B	DB25A0	00	=		
XA335	TQ2	B3	08B	(21)	01		DB25DB SPA067 17 08B 19 09B	DATA BUS RCVR - 25 DATA BUS - 25
XA328	TLD	B3	10B	DB25DB ()	00 07	+	DG250D 21 10B	
XA327	TLD	B3	10B	()	08	+	DG251D 21 10B	
XA334	TLD	B3	10B	()	09	+	DA25CD 21 10B	TAC REG. TO BUS - 25
XA333	TLD	B3	10B	()	10	+	DA25DD 21 10B	TADDR TO BUS - 25
XA332	TLD	B3	10B	()	11	+	DA25GD 21 10B	TIGCL AND TO BUS - 25
XA331	TLD	B3	10B	()	12	+	DA25QD 21 10B	TAO REG. TO BUS - 25
XA330	TLD	B3	10B	()	13	+	DA25TD 21 10B	TEXCLUSIVE OR TO BUS - 25
XA329	TLD	B3	10B	()	14	+	DA25YD 21 10B	TAY REG. TO BUS - 25
XA326	TLD	B3	10B	()	15	+	DM250D 21 10B	
XA325	TLD	B3	10B	()	16	+	DM251D 21 10B	
XA324	TLD	B3	10B	()	17	+	DM252D 21 10B	
XA323	TLD	B3	10B	()	18	+	DM253D 21 10B	
XA322	TLD	B3	10B	()	19	+	DM254D 21 10B	
XA321	TLD	B3	10B	()	20	+	DM255D 21 10B	

DRAWING NUMBER 149012-860

UNIT ASSEMBLY NO. 149012

REV. E

INDEX

DB25DB

LOGIC

UNIT ASSEMBLY NAME CARD CAGE ASSY, CPU L.H.

FILE IDENT

T39B2CP1

DATE 09-03-82

PAGE

196

CONNECTOR	TYPE	GROUP	TEST POINTS AND/OR	EQUATION	TERMS	DEFINITION	FACTOR	COMMENT
KA320	TLD	B3	10B	()	21	+	DM256D 21 10B	
KA319	TLD	B3	10B	()	22	+	DT25AD 21 10B	
KA340	TT3	C1	17A	DB25GA (36)	00	=	CLKG1B DB25DB GC0560 42 20A 40 19A 38 18A	
KA339	TT3	C1	20A	DB25HA (36)	01	=	DB25DB CLKG2B GC0730 42 20A 40 19A 38 18A	DATA BUS= 25
KA336	TQ2	B3	10B	DB25ND (21)	00	=	SPA069 DB25DB 17 08B 19 09B	
KA338	TT3	E3	33B	DB25NA (63)	00	=	CLKM0B MC0360 DB25DB 57 30B 59 31B 61 32B	
KA335	TQ2	B2	09A	DB26AD (14)	00	=	DB26DB SPA067 20 11A 18 10A	DATA BUS RCVR - 26 DATA BUS= 26
KA328	TLD	B2	09A	DB26DB ()	09	+	DG260D 14 09A	
KA327	TLD	B2	09A	()	10	+	DG261D 14 09A	
KA334	TLD	B2	09A	()	11	+	DA26CD 14 09A	TAC REG. TO BUS - 26
KA333	TLD	B2	09A	()	12	+	DA26DD 14 09A	TADDR TO BUS - 26
KA332	TLD	B2	09A	()	13	+	DA26ED 14 09A	TIGCI AND TO BUS = 26
KA331	TLD	B2	09A	()	14	+	DA26FD 14 09A	TAQ REG. TO BUS - 26
KA330	TLD	B2	09A	()	15	+	DA26GD 14 09A	TEXCLUSIVE OR TO BUS - 26
KA329	TLD	B2	09A	()	16	+	DA26HD 14 09A	TAY REG. TO BUS = 26
KA326	TLD	B2	09A	()	17	+	DM260D 14 09A	
KA325	TLD	B2	09A	()	18	+	DM261D 14 09A	
KA324	TLD	B2	09A	()	19	+	DM262D 14 09A	
KA323	TLD	B2	09A	()	20	+	DM263D 14 09A	
KA322	TLD	B2	09A	()	21	+	DM264D 14 09A	

DRAWING NUMBER 149012-860

UNIT ASSEMBLY NO. 149012

REV. E

INDEX DB26DB

LOGIC

UNIT ASSEMBLY NAME CARD CAGE ASSY, CPU L.H.

FILE IDENT T39B2CP1

DATE 09-03-82

PAGE

197

CONNECTOR	CIRCUIT POINT	GROUP	TEST POINTS AND/OR	EQUATION	TERM	ORIGINATOR	FACTOR	COMMENT
XA321	TLD	B2	09A	()	22	+	DM265D 14 09A	
XA320	TLD	B2	09A	()	23	+	DM266D 14 09A	
XA319	TLD	B2	09A	()	24	+	DT26AD 14 09A	
XA340	TY3	B3	10B	DB26GA (27)	00	=	CLKG1B DB26DB GC0560 21 10B 23 11B 25 12B	
XA339	TY3	B3	10B	DB26HA (27)	00	=	CLKG2B DB26DB GC0730 21 10B 23 11B 25 12B	
XA336	TQ2	B2	09A	DB26H0 (14)	00	=	DB26DB SPA069 20 11A 18 10A	DATA BUS - 26
XA338	TY3	E2	29A	DB26NA (55)	00	=	MC0360 CLKM0B DB26DB 62 29A 60 28A 53 28B	
XA335	TQ2	B1	12A	DB27A0 (22)	00	=	DB27DB SPA067 26 14A 24 13A	DATA BUS RCVR - 27 DATA BUS - 27
XA328	TLD	B1	12A	DB27DB ()	09	+	DG270D 22 12A	
XA327	TLD	B1	12A	()	10	+	DG271D 22 12A	
XA334	TLD	B1	12A	()	11	+	DA27CD 22 12A	TAC REG. TO BUS - 27
XA333	TLD	B1	12A	()	12	+	DA27DD 22 12A	TADDER TO BUS - 27
XA332	TLD	B1	12A	()	13	+	DA27GD 22 12A	TIGCL AND TO BUS - 27
XA331	TLD	B1	12A	()	14	+	DA27QD 22 12A	TAO REG. TO BUS - 27
XA330	TLD	B1	12A	()	15	+	DA27TD 22 12A	TEXCLUSIVE OR TO BUS 27
XA329	TLD	B1	12A	()	16	+	DA27YD 22 12A	TAY REG. TO BUS - 27
XA326	TLD	B1	12A	()	17	+	DM270D 22 12A	
XA325	TLD	B1	12A	()	18	+	DM271D 22 12A	
XA324	TLD	B1	12A	()	19	+	DM272D 22 12A	
XA323	TLD	B1	12A	()	20	+	DM273D 22 12A	

DRAWING NUMBER 149012-860

UNIT ASSEMBLY NO. 149012

REV. E

INDEX

DB27DB

LOGIC

UNIT ASSEMBLY NAME CARD CAGE ASSY, CPU L.H.

FILE IDENT

T39B2CP1

DATE 09-03-82

PAGE

198

CONNECTOR	TEST POINT	A	B	TEST POINTS AND/OR	EQUATION	TEST	USE OF	FACTOR	COMMENT
KA322	TLD	B1	12A	()	21	+	0M274D		
							22 12A		
KA321	TLD	B1	12A	()	22	+	0M275D		
							22 12A		
KA320	TLD	B1	12A	()	23	+	0M276D		
							22 12A		
KA319	TLD	B1	12A	()	24	+	0T27AD		
							22 12A		
KA340	TT3	B2	09B	DB27GA	00	=			
KA340	TT3	B2	10A	(19)	01		GC0560 CLKG1B DB27DB		
							18 10A 14 09A 17 08B		
KA339	TT3	B2	09B	DB27HA	00	=			
KA339	TT3	B2	10A	(19)	01		DB27DB CLKG2B GC0730		DATA BUS- 27
							18 10A 14 09A 17 08B		
KA336	TQ2	B1	12A	DB27H0	00	=			
KA336	TQ2	B1	14A	(22)	01		SPA070 DB270B		
							26 14A 24 13A		
KA338	TT3	E1	30A	DB27NA	00	=			
KA338	TT3	E1	33A	(64)	03		CLKM0B MC0360 DB27DB		
							70 33A 68 32A 66 31A		
KA140	TQ2	D1	24A	DB28AA	00	=			DATA BUS RCVR - 28 - A
KA140	TQ2	D1	26A	(52)	01		DB28A0 SPA024		
							56 26A 54 25A		
KA335	TQ2	A4	07B	DB28A0	00	=			DATA BUS RCVR - 28 - 0
KA335	TQ2	A4	09B	(15)	01		DB280B SPA067		DATA BUS- 28
							11 05B 13 06B		
KA328	TLD	A4	07B	DB280B	00	=			
				()	10	+	DG2800		
							15 07B		
KA327	TLD	A4	07B	()	11	+	DG281D		
							15 07B		
KA334	TLD	A4	07B	()	12	+	DA28CD		TAC REG. TO BUS - 28
							15 07B		
KA333	TLD	A4	07B	()	13	+	DA280D		TADDER TO BUS - 28
							15 07B		
KA332	TLD	A4	07B	()	14	+	DA28GD		TIGCL AND TO BUS - 28
							15 07B		
KA331	TLD	A4	07B	()	15	+	DA28QD		TAO REG. TO BUS - 28
							15 07B		
KA330	TLD	A4	07B	()	16	+	DA28TD		TEXCLUSIVE OR TO BUS -
							15 07B		28
KA329	TLD	A4	07B	()	17	+	DA28YD		TAY REG. TO BUS - 28
							15 07B		
KA326	TLD	A4	07B	()	18	+	DM2800		
							15 07B		

DRAWING NUMBER 149012-860

UNIT ASSEMBLY NO. 149012

REV. E

INDEX

DB28DB

LOGIC

UNIT ASSEMBLY NAME CARD CAGE ASSY, CPU L.H.

FILE IDENT

T39B2CP1

DATE 09-03-82

PAGE

199

CONNECTOR	CIRCUIT TYPE	GROUP	TEST POINTS AND/OR	EQUATION	TERMS	LOGIC	FACTOR	COMMENT
XA325	TLD	A4	07B	()	19 +		DM281D 15 07B	
XA324	TLD	A4	07B	()	20 +		DM282D 15 07B	
XA323	TLD	A4	07B	()	21 +		DM283D 15 07B	
XA322	TLD	A4	07B	()	22 +		DM284D 15 07B	
XA321	TLD	A4	07B	()	23 +		DM285D 15 07B	
XA320	TLD	A4	07B	()	24 +		DM286D 15 07B	
XA319	TLD	A4	07B	()	25 +		DT28AD 15 07B	
XA340	TT3	B1	11A	DB28GA	00 =			
XA340	TT3	B1	14A	(20)	01		CLKG1B GC0580 DB28DB 26 14A 24 13A 22 12A	
XA339	TT3	B1	11A	DB28HA	00 =			
XA339	TT3	B1	14A	(20)	01		DB28DB GC0780 CLKG2B 26 14A 24 13A 22 12A	DATA BUS- 28
XA336	TQ2	A4	07B	DB28H0	00 =			
XA336	TQ2	A4	05B	(15)	01		SPA069 DB28DB 11 05B 13 06B	
XA338	TT3	D3	27B	DB28NA	00 =			
XA338	TT3	D3	24B	(51)	01		CLKM0B MC0370 DB28DB 45 24B 47 25B 49 26B	
XA140	TQ2	D2	21A	DB29AA	00 =			DATA BUS RCVR - 29 - A
XA140	TQ2	D2	23A	(46)	01		DB29A0 SPA024 50 23A 48 22A	
XA335	TQ2	A3	04B	DB29A0	00 =			DATA BUS RCVR - 29 - 0
XA335	TQ2	A3	02A	(09)	01		DB29DB SPA067 03 02A 07 03A	DATA BUS- 29
XA328	TLD	A3	04B	DB29DB	00 =			
				()	10 +		DG290D 09 04B	
XA327	TLD	A3	04B	()	11 +		DG291D 09 04B	
XA334	TLD	A3	04B	()	12 +		DA29CD 09 04B	TAC REG. TO BUS - 29
XA333	TLD	A3	04B	()	13 +		DA29DD 09 04B	TADDER TO BUS - 29
XA332	TLD	A3	04B	()	14 +		DA29GD 09 04B	TGCL AND TO BUS - 29
XA331	TLD	A3	04B	()	15 +		DA29QD 09 04B	TAO REG. TO BUS - 29

DRAWING NUMBER 149012-860

UNIT ASSEMBLY NO. 149012

REV. E

INDEX

DB29DB

LOGIC

UNIT ASSEMBLY NAME CARD CAGE ASSY, CPU L.H.

FILE IDENT

T39B2CP1

DATE 09-03-82

PAGE

200

CONNECTOR	ENCLOSURE TYPE	BOARD	TEST POINTS AND/OR	EQUATION	TERM	TEST POINT	FACTOR	COMMENT
KA330	TLD	A3	04B	()	16	+	DA29TD 09 04B	EXCLUSIVE OR TO BUS - 29
KA329	TLD	A3	04B	()	17	+	DA29YD 09 04B	TAX REG. TO BUS - 29
KA326	TLD	A3	04B	()	18	+	DM290D 09 04B	
KA325	TLD	A3	04B	()	19	+	DM291D 09 04B	
KA324	TLD	A3	04B	()	20	+	DM292D 09 04B	
KA323	TLD	A3	04B	()	21	+	DM293D 09 04B	
KA322	TLD	A3	04B	()	22	+	DM294D 09 04B	
KA321	TLD	A3	04B	()	23	+	DM295D 09 04B	
KA320	TLD	A3	04B	()	24	+	DM296D 09 04B	
KA319	TLD	A3	04B	()	25	+	DT29AD 09 04B	
KA340	TT3	A3	07B	DB29CA	00	=		
KA340	TT3	A3	04B	(15)	01		CLKG1B GC0580 DB29DB 09 04B 11 05B 13 06B	
KA339	TT3	A3	07B	DB29HA	00	=		
KA339	TT3	A3	04B	(15)	01		GC0780 DB29DB CLKG2B 09 04B 11 05B 13 06B	
KA336	TQ2	A3	04B	DB29M0	00	=		
KA336	TQ2	A3	02A	(09)	01		SPA069 DB29DB 03 02A 07 03A	
KA338	TT3	D2	23B	DB29NA	00	=		
KA338	TT3	D2	22A	(43)	01		DB29DB MC0370 CLKM0B 48 22A 46 21A 41 22B	DATA BUS- 29
KA140	TQ2	D3	24B	DB30AA	00	=		
KA140	TQ2	D3	22B	(45)	01		SPA024 DB30A0 41 22B 43 23B	DATA BUS RCVR - 30 - A
KA335	TQ2	A2	02B	DB30A0	00	=		
KA335	TQ2	A2	04A	(01)	01		DB300B SPA066 04 04A 05 03B	DATA BUS RCVR - 30 - 0 DATA BUS- 30
KA328	TLD	A2	02B	DB30DB	00	=		
KA327	TLD	A2	02B	()	10	+	DG300D 01 02B	
KA327	TLD	A2	02B	()	11	+	DG301D 01 02B	
KA334	TLD	A2	02B	()	12	+	DA30CD 01 02B	TAX REG. TO BUS - 30

DRAWING NUMBER 149012-860

UNIT ASSEMBLY NO. 149012

REV. E

INDEX

DB30DB

LOGIC

UNIT ASSEMBLY NAME CARD CAGE ASSY, CPU L.H.

FILE IDENT

T39B2CP1

DATE 09-03-82

PAGE

201

CONNECTOR	CIRCUIT TYPE	GROUP	TEST POINTS AND/OR	EQUATION	TEST POINT	TEST POINT	FACTOR	COMMENT
XA333	TLD	A2	02B	()	13	+	DA30DD 01 02B	TADDER TO BUS - 30
XA332	TLD	A2	02B	()	14	+	DA30GD 01 02B	TIGCL AND TO BUS - 30
XA331	TLD	A2	02B	()	15	+	DA30QD 01 02B	TAD REG. TO BUS - 30
XA330	TLD	A2	02B	()	16	+	DA30TD 01 02B	TEXCLUSIVE OR TO BUS - 30
XA329	TLD	A2	02B	()	17	+	DA30YD 01 02B	TAY REG. TO BUS - 30
XA326	TLD	A2	02B	()	18	+	DM3000 01 02B	
XA325	TLD	A2	02B	()	19	+	DM3010 01 02B	
XA324	TLD	A2	02B	()	20	+	DM3020 01 02B	
XA323	TLD	A2	02B	()	21	+	DM3030 01 02B	
XA322	TLD	A2	02B	()	22	+	DM3040 01 02B	
XA321	TLD	A2	02B	()	23	+	DM3050 01 02B	
XA320	TLD	A2	02B	()	24	+	DM3060 01 02B	
XA319	TLD	A2	02B	()	25	+	DT30AD 01 02B	
XA340	TT3	A2	03A	DB30GA	00	=		
XA340	TT3	A2	03B	(07)	01		CLKG1B DB30DB GC0580 05 03B 01 02B 03 02A	
XA339	TT3	A2	03A	DB30HA	00	=		
XA339	TT3	A2	03B	(07)	01		GC0780 DB30DB CLKG2B 05 03B 01 02B 03 02A	
XA336	TQ2	A2	02B	DB30MO	00	=		
XA336	TQ2	A2	04A	(01)	01		DB300B SPA069 04 04A 05 03B	DATA BUS- 30
XA338	TT3	D1	23A	DB30NA	00	=		
XA338	TT3	D1	26A	(50)	01		MC0370 CLKM0B DB30DB 56 26A 54 25A 52 24A	
XA140	TQ2	D4	27B	DB31AA	00	=		DATA BUS RCVR - 31 - A
XA140	TQ2	D4	25B	(51)	01		SPA024 DB31A0 47 25B 49 26B	
XA335	TQ2	A1	05A	DB31A0	00	=		DATA BUS RCVR - 31 - 0
XA335	TQ2	A1	07A	(06)	01		SPA067 DB31DB 10 07A 08 06A	

DRAWING NUMBER 149012-860

UNIT ASSEMBLY NO. 149012

REV. E

INDEX DB31DB

LOGIC

UNIT ASSEMBLY NAME CARD CAGE ASSY, CPU L.H.

FILE IDENT T39B2CP1

DATE 09-03-82

PAGE

202

CONNECTOR	GROUP	TEST POINTS AND/OR	EQUATION	TERMS	DESIGNATOR	FACTOR	COMMENT
KA326	TLD	A1 05A	DB31DB	00 =			
			()	10 +	DC3100		
					06 05A		
KA327	TLD	A1 05A	()	11 +	DC3110		
					06 05A		
KA334	TLD	A1 05A	()	12 +	DA31CD		TAC REG. TO BUS - 31
					06 05A		
KA333	TLD	A1 05A	()	13 +	DA3100		TADDER TO BUS - 31
					06 05A		
KA332	TLD	A1 05A	()	14 +	DA31GD		TGCL AND TO BUS - 31
					06 05A		
KA331	TLD	A1 05A	()	15 +	DA3100		TAO REG. TO BUS - 31
					06 05A		
KA330	TLD	A1 05A	()	16 +	DA31YD		TEXCLUSIVE OR TO BUS - 31
					06 05A		
KA329	TLD	A1 05A	()	17 +	DA31YD		TAY REG. TO BUS - 31
					06 05A		
KA328	TLD	A1 05A	()	18 +	DA3100		
					06 05A		
KA325	TLD	A1 05A	()	19 +	DA3110		
					06 05A		
KA324	TLD	A1 05A	()	20 +	DA3120		
					06 05A		
KA323	TLD	A1 05A	()	21 +	DA3130		
					06 05A		
KA322	TLD	A1 05A	()	22 +	DA3140		
					06 05A		
KA321	TLD	A1 05A	()	23 +	DA3150		
					06 05A		
KA320	TLD	A1 05A	()	24 +	DA3160		
					06 05A		
KA319	TLD	A1 05A	()	25 +	DA31AD		
					06 05A		
KA340	TT3	A1 04A	DB31GA	00 =			
KA340	TT3	A1 07A	(04)	01	GC0580 CLKG1B DB31DB		
					10 07A 08 06A 06 05A		
KA339	TT3	A1 04A	DB31HA	00 =			
KA339	TT3	A1 07A	(04)	01	GC0780 CLKG2B DB31DB		
					10 07A 08 06A 06 05A		
KA336	TQ2	A1 05A	DB31M0	00 =			
KA336	TQ2	A1 07A	(06)	01	DB31DB SPA069		DATA BUS- 31
					10 07A 08 06A		
KA338	TT3	C3 19B	DB31NA	00 =			
KA338	TT3	C3 16B	(39)	01	DB31DB MC0370 CLKM0B		DATA BUS- 31
					33 16B 35 17B 37 18B		

DRAWING NUMBER 149012-860

UNIT ASSEMBLY NO. 149012 REV. E INDEX DG000D

LOGIC

UNIT ASSEMBLY NAME CARD CAGE ASSY, CPU L.H.

FILE IDENT T39B2CP1

DATE 09-03-82

PAGE

203

CONNECTOR	TEST POINT	TEST POINTS AND/OR	EQUATION	TEST POINT	TEST POINT	FACTOR	COMMENT
XA318	TLD F4	39A	DG000D	00	=		DB00DB BUSS
XA318	YLD F4	37A	(80)	01	=	GR00XW GC0050 76 37A 78 38A	
XA318	TLD F3	35A	DG010D	00	=		DB01DB BUSS
XA318	YLD F3	34B	(69)	01	=	GR01XW GC0050 65 34B 74 35B	
XA318	TLD F2	34A	DG020D	00	=		DB02DB BUSS
XA318	YLD F2	36B	(72)	01	=	GC0050 GR02XW 73 36B 71 36A	
XA318	TLD F1	37B	DG030D	00	=		DB03DB BUSS
XA318	YLD F1	39B	(75)	01	=	GR03XW GC0050 79 39B 77 38B	
XA318	TLD E4	33B	DG040D	00	=		DB04DB BUSS
XA318	YLD E4	31B	(63)	01	=	GR04XW GC0050 59 31B 61 32B	
XA318	TLD E3	30B	DG050D	00	=		DB05DB BUSS
XA318	YLD E3	28B	(57)	01	=	GR05XW GC0050 53 28B 55 29B	
XA318	TLD E2	28A	DG060D	00	=		DB06DB BUSS
XA318	YLD E2	30A	(60)	01	=	GC0050 GR06XW 64 30A 62 29A	
XA318	TLD E1	31A	DG070D	00	=		DB07DB BUSS
XA318	YLD E1	33A	(66)	01	=	GC0050 GR07XW 70 33A 68 32A	
XA328	TLD F4	39A	DG080D	00	=		DB08DB BUSS
XA328	YLD F4	37A	(80)	01	=	GR08XW GC0070 76 37A 78 38A	
XA328	TLD F3	35A	DG090D	00	=		DB09DB BUSS
XA328	YLD F3	34B	(69)	01	=	GR09XW GC0070 65 34B 74 35B	
XA328	TLD F2	34A	DG100D	00	=		DB10DB BUSS
XA328	YLD F2	36B	(72)	01	=	GC0070 GR10XW 73 36B 71 36A	
XA328	TLD F1	37B	DG110D	00	=		DB11DB BUSS
XA328	YLD F1	39B	(75)	01	=	GC0070 GR11XW 79 39B 77 38B	

DRAWING NUMBER 149012-860

UNIT ASSEMBLY NO. 149012 REV. E INDEX DG120D

LOGIC

UNIT ASSEMBLY NAME CARD CAGE ASSY, CPU L.H.

FILE IDENT T39B2CP1 DATE 09-03-82 PAGE 204

CONNECTOR	TEST POINT	TEST POINT AND OR	EQUATION	TEST POINT	TEST POINT	FACTOR	COMMENT
KA328	TLD E4	33B	DG120D	00 =			
KA328	TLD E4	31B	(63)	01		GR12XW GC0070 59 31B 61 32B	DB12DB BUSS
KA328	TLD E3	30B	DG130D	00 =			
KA328	TLD E3	28B	(57)	01		GR13XW GC0070 53 28B 55 29B	DB13DB BUSS
KA328	TLD E2	28A	DG140D	00 =			
KA328	TLD E2	30A	(60)	01		GC0070 GR14XW 64 30A 62 29A	DB14DB BUSS
KA328	TLD E1	31A	DG150D	00 =			
KA328	TLD E1	33A	(66)	01		GC0070 GR15XW 70 33A 68 32A	DB15DB BUSS
KA328	TLD D4	27B	DG160D	00 =			
KA328	TLD D4	25B	(51)	01		GC0040 GR00XW 47 25B 49 26B	DB16DB BUSS
KA327	TLD D4	27B	DG161D	00 =			
KA327	TLD D4	25B	(51)	01		GC0080 GR16XW 47 25B 49 26B	DB16DB BUSS
KA328	TLD D3	24B	DG170D	00 =			
KA328	TLD D3	22B	(45)	01		GC0040 GR01XW 41 22B 43 23B	DB17DB BUSS
KA327	TLD D3	24B	DG171D	00 =			
KA327	TLD D3	22B	(45)	01		GC0080 GR17XW 41 22B 43 23B	DB17DB BUSS
KA328	TLD D2	21A	DG180D	00 =			
KA328	TLD D2	23A	(46)	01		GR02XW GC0040 50 23A 48 22A	DB18DB BUSS
KA327	TLD D2	21A	DG181D	00 =			
KA327	TLD D2	23A	(46)	01		GR18XW GC0080 50 23A 48 22A	DB18DB BUSS
KA328	TLD D1	24A	DG190D	00 =			
KA328	TLD D1	26A	(52)	01		GR03XW GC0040 56 26A 54 25A	DB19DB BUSS
KA327	TLD D1	24A	DG191D	00 =			
KA327	TLD D1	26A	(52)	01		GR19XW GC0080 56 26A 54 25A	DB19DB BUSS

DRAWING NUMBER 149012-860

UNIT ASSEMBLY NO. 149012 REV. E INDEX DG200D

LOGIC

UNIT ASSEMBLY NAME CARD CAGE ASSY, CPU L.H.

FILE IDENT T39B2CP1 DATE 09-03-82 PAGE 205

CONNECTOR	UNIT	TEST POINTS AND OR	EQUATION	TEST	DEFINITION	FACTOR	COMMENT
XA328	TLD	C4 19B	DG200D	00 =			DB20DB BUSS
XA328	YLD	C4 17B	(39)	01	GC0040 GR04XW 35 17B 37 18B		
XA327	TLD	C4 19B	DG201D	00 =			DB20DB BUSS
XA327	YLD	C4 17B	(39)	01	GC0080 GR20XW 35 17B 37 18B		
XA328	TLD	C3 16B	DG210D	00 =			DB21DB BUSS
XA328	YLD	C3 14B	(33)	01	GC0040 GR05XW 29 14B 31 15B		
XA327	TLD	C3 16B	DG211D	00 =			DB21DB BUSS
XA327	YLD	C3 14B	(33)	01	GC0080 GR21XW 29 14B 31 15B		
XA328	TLD	C2 15A	DG220D	00 =			DB22DB BUSS
XA328	YLD	C2 17A	(30)	01	GR06XW GC0040 36 17A 34 16A		
XA327	TLD	C2 15A	DG221D	00 =			DB22DB BUSS
XA327	YLD	C2 17A	(30)	01	GR22XW GC0080 36 17A 34 16A		
XA328	TLD	C1 18A	DG230D	00 =			DB23DB BUSS
XA328	YLD	C1 20A	(38)	01	GR07XW GC0040 42 20A 40 19A		
XA327	TLD	C1 18A	DG231D	00 =			DB23DB BUSS
XA327	YLD	C1 20A	(38)	01	GR23XW GC0080 42 20A 40 19A		
XA328	TLD	B4 13B	DG240D	00 =			DB24DB BUSS
XA328	YLD	B4 11B	(27)	01	GC0060 GR08XW 23 11B 25 12B		
XA327	TLD	B4 13B	DG241D	00 =			DB24DB BUSS
XA327	YLD	B4 11B	(27)	01	GC0090 GR24XW 23 11B 25 12B		
XA328	TLD	B3 10B	DG250D	00 =			DB25DB BUSS
XA328	YLD	B3 08B	(21)	01	GC0060 GR09XW 17 08B 19 09B		
XA327	TLD	B3 10B	DG251D	00 =			DB25DB BUSS
XA327	YLD	B3 08B	(21)	01	GC0090 GR25XW 17 08B 19 09B		

DRAWING NUMBER 149012-860

UNIT ASSEMBLY NO. 149012 REV. E INDEX DM000D

LOGIC

UNIT ASSEMBLY NAME CARD CAGE ASSY, CPU L.H.

FILE IDENT T39B2CP1 DATE 09-03-82 PAGE 207

CONNECTOR	CON. TYPE	GROUP	TEST POINTS AND/OR	EQUATION	TEST POINT	DESIGNATOR	FACTOR	COMMENT
XA317	TLD	F4	39A	DM000D	00	=		DB00DB BUSS
XA317	YLD	F4	37A	(80)	01		MD0230 MD00BQ 76 37A 78 38A	
XA316	TLD	F4	39A	DM001D	00	=		DB00DB BUSS
XA316	YLD	F4	37A	(80)	01		MD0300 MYA000 76 37A 78 38A	
XA317	TLD	F3	35A	DM010D	00	=		DB01DB BUSS
XA317	YLD	F3	34B	(69)	01		MD0230 MD01BQ 65 34B 74 35B	
XA316	TLD	F3	35A	DM011D	00	=		DB01DB BUSS
XA316	YLD	F3	34B	(69)	01		MD0300 MYA010 65 34B 74 35B	
XA317	TLD	F2	34A	DM020D	00	=		DB02DB BUSS
XA317	YLD	F2	36B	(72)	01		MD02BQ MD0230 73 36B 71 36A	
XA316	TLD	F2	34A	DM021D	00	=		DB02DB BUSS
XA316	YLD	F2	36B	(72)	01		MYA020 MD0300 73 36B 71 36A	
XA317	TLD	F1	37B	DM030D	00	=		DB03DB BUSS
XA317	YLD	F1	39B	(75)	01		MD03BQ MD0230 79 39B 77 38B	
XA316	TLD	F1	37B	DM031D	00	=		DB03DB BUSS
XA316	YLD	F1	39B	(75)	01		MD0300 MYA030 79 39B 77 38B	
XA317	TLD	E4	33B	DM040D	00	=		DB04DB BUSS
XA317	YLD	E4	31B	(63)	01		MD0230 MD04BQ 59 31B 61 32B	
XA316	TLD	E4	33B	DM041D	00	=		DB04DB BUSS
XA316	YLD	E4	31B	(63)	01		MD0300 MYA040 59 31B 61 32B	
XA317	TLD	E3	30B	DM050D	00	=		DB05DB BUSS
XA317	YLD	E3	28B	(57)	01		MD0230 MD05BQ 53 28B 55 29B	
XA316	TLD	E3	30B	DM051D	00	=		DB05DB BUSS
XA316	YLD	E3	28B	(57)	01		MD0300 MYA050 53 28B 55 29B	

DRAWING NUMBER 149012-860

UNIT ASSEMBLY NO. 149012 REV. E INDEX DM060D

LOGIC

UNIT ASSEMBLY NAME CARD CAGE ASSY, CPU L.H.

FILE IDENT T39B2CP1 DATE 09-03-82 PAGE 208

CONNECTOR	CIRCUIT	GROUP	TEST POINTS		EQUATION	TERM	DESIGN	FACTOR	COMMENT
			AND	OR					
XA317	TLD	E2	28A		DM060D	00	=		DB06DB BUSS
XA317	TLD	E2	30A		(60)	01		MD068Q MD0230 64 30A 62 29A	
XA316	TLD	E2	28A		DM061D	00	=		DB06DB BUSS
XA316	TLD	E2	30A		(60)	01		MYA060 MD0300 64 30A 62 29A	
XA317	TLD	E1	31A		DM070D	00	=		DB07DB BUSS
XA317	TLD	E1	33A		(66)	01		MD078Q MD0230 70 33A 68 32A	
XA316	TLD	E1	31A		DM071D	00	=		DB07DB BUSS
XA316	TLD	E1	33A		(66)	01		MYA070 MD0300 70 33A 68 32A	
XA327	TLD	F4	39A		DM080D	00	=		DB08DB BUSS
XA327	TLD	F4	37A		(80)	01		MD088Q MD0250 76 37A 78 38A	
XA326	TLD	F4	39A		DM081D	00	=		DB08DB BUSS
XA326	TLD	F4	37A		(80)	01		MD0320 MYA080 76 37A 78 38A	
XA327	TLD	F3	35A		DM090D	00	=		DB09DB BUSS
XA327	TLD	F3	34B		(69)	01		MD098Q MD0250 65 34B 74 35B	
XA326	TLD	F3	35A		DM091D	00	=		DB09DB BUSS
XA326	TLD	F3	34B		(69)	01		MD0320 MYA090 65 34B 74 35B	
XA327	TLD	F2	34A		DM100D	00	=		DB10DB BUSS
XA327	TLD	F2	36B		(72)	01		MD0250 MD108Q 73 36B 71 36A	
XA326	TLD	F2	34A		DM101D	00	=		DB10DB BUSS
XA326	TLD	F2	36B		(72)	01		MYA100 MD0320 73 36B 71 36A	
XA327	TLD	F1	37B		DM110D	00	=		DB11DB BUSS
XA327	TLD	F1	39B		(75)	01		MD0250 MD118Q 79 39B 77 38B	
XA326	TLD	F1	37B		DM111D	00	=		DB11DB BUSS
XA326	TLD	F1	39B		(75)	01		MD0320 MYA110 79 39B 77 38B	

DRAWING NUMBER 149012-860

UNIT ASSEMBLY NO. 149012 REV. E INDEX DM120D

LOGIC

UNIT ASSEMBLY NAME CARD CAGE ASSY, CPU L.H.

FILE IDENT T39B2CP1 DATE 09-03-82 PAGE 209

CONNECTOR	CIRCUIT TYPE	GROUP	TEST POINTS AND/OR	EQUATION	TEST	DESIGNATOR	FACTOR	COMMENT
XA327	TLD	E4	33B	DM120D	00	=		DB12DB BUSS
XA327	TLD	E4	31B	(63)	01		MD12BQ MD0250 59 31B 61 32B	
XA326	TLD	E4	33B	DM121D	00	=		DB12DB BUSS
XA326	TLD	E4	31B	(63)	01		MD0320 MYA120 59 31B 61 32B	
XA327	TLD	E3	30B	DM130D	00	=		DB13DB BUSS
XA327	TLD	E3	28B	(57)	01		MD13BQ MD0250 53 28B 55 29B	
XA326	TLD	E3	30B	DM131D	00	=		DB13DB BUSS
XA326	TLD	E3	28B	(57)	01		MD0320 MYA130 53 28B 55 29B	
XA327	TLD	E2	28A	DM140D	00	=		DB14DB BUSS
XA327	TLD	E2	30A	(60)	01		MD0250 MD14BQ 64 30A 62 29A	
XA326	TLD	E2	28A	DM141D	00	=		DB14DB BUSS
XA326	TLD	E2	30A	(60)	01		MYA140 MD0320 64 30A 62 29A	
XA327	TLD	E1	31A	DM150D	00	=		DB15DB BUSS
XA327	TLD	E1	33A	(66)	01		MD0250 MD15BQ 70 33A 68 32A	
XA326	TLD	E1	31A	DM151D	00	=		DB15DB BUSS
XA326	TLD	E1	33A	(66)	01		MYA150 MD0320 70 33A 68 32A	
XA326	TLD	D4	27B	DM160D	00	=		DB16DB BUSS
XA326	TLD	D4	25B	(51)	01		MD00BQ MD0220 47 25B 49 26B	
XA325	TLD	D4	27B	DM161D	00	=		DB16DB BUSS
XA325	TLD	D4	25B	(51)	01		MD16BQ MD0270 47 25B 49 26B	
XA324	TLD	D4	27B	DM162D	00	=		DB16DB BUSS
XA324	TLD	D4	25B	(51)	01		MD0340 MYA160 47 25B 49 26B	
XA323	TLD	D4	27B	DM163D	00	=		DB16DB BUSS
XA323	TLD	D4	25B	(51)	01		MA0030 MA00BP 47 25B 49 26B	

DRAWING NUMBER 149012-860

UNIT ASSEMBLY NO. 149012 REV. E INDEX DM164D

LOGIC

UNIT ASSEMBLY NAME CARD CAGE ASSY, CPU L.H.

FILE IDENT T39B2CP1 DATE 09-03-82 PAGE 210

CONNECTOR	CIRCUIT TYPE	GROUP	TEST POINTS AND/OR	EQUATION	TEST	DEFINITION	FACTOR	COMMENT
XA322	TLD	D4	27B	DM164D	00	=		DB16DB BUSS
XA322	TLD	D4	25B	(51)	01		MC0320 MB00XW 47 25B 49 26B	
XA326	TLD	D3	24B	DM170D	00	=		DB14DB BUSS
XA326	TLD	D3	22B	(45)	01		MD018Q MD0220 41 22B 43 23B	
XA325	TLD	D3	24B	DM171D	00	=		DB17DB BUSS
XA325	TLD	D3	22B	(45)	01		MD0270 MD178Q 41 22B 43 23B	
XA324	TLD	D3	24B	DM172D	00	=		DB17DB BUSS
XA324	TLD	D3	22B	(45)	01		MD0340 MYA170 41 22B 43 23B	
XA323	TLD	D3	24B	DM173D	00	=		DB17DB BUSS
XA323	TLD	D3	22B	(45)	01		MA0030 MA018P 41 22B 43 23B	
XA322	TLD	D3	24B	DM174D	00	=		DB17DB BUSS
XA322	TLD	D3	22B	(45)	01		MC0320 MB01XW 41 22B 43 23B	
XA326	TLD	D2	21A	DM180D	00	=		DB18DB BUSS
XA326	TLD	D2	23A	(46)	01		MD0220 MD028Q 50 23A 48 22A	
XA325	TLD	D2	21A	DM181D	00	=		DB18DB BUSS
XA325	TLD	D2	23A	(46)	01		MD188Q MD0270 50 23A 48 22A	
XA324	TLD	D2	21A	DM182D	00	=		DB18DB BUSS
XA324	TLD	D2	23A	(46)	01		MYA180 MD0340 50 23A 48 22A	
XA323	TLD	D2	21A	DM183D	00	=		DB18DB BUSS
XA323	TLD	D2	23A	(46)	01		MA028P MA0030 50 23A 48 22A	
XA322	TLD	D2	21A	DM184D	00	=		DB18DB BUSS
XA322	TLD	D2	23A	(46)	01		MB02XW MC0320 50 23A 48 22A	
XA326	TLD	D1	24A	DM190D	00	=		DB19DB BUSS
XA326	TLD	D1	26A	(52)	01		MD0220 MD038Q 56 26A 54 25A	

DRAWING NUMBER 149012-860

UNIT ASSEMBLY NO. 149012 REV. E INDEX DM213D

LOGIC

UNIT ASSEMBLY NAME CARD CAGE ASSY, CPU L.H.

FILE IDENT T39B2CP1 DATE 09-03-82 PAGE 212

CONNECTOR	CIRCUIT TYPE	GROUP	TEST POINTS AND OR	EQUATION	TERM	DESIG. PREFIX	FACTOR	COMMENT
KA323	TLD	C3	16B	DM213D	00	=		DB21DB BUSS
KA323	TLD	C3	14B	(33)	01		MA0030 MA058P 29 14B 31 15B	
KA322	TLD	C3	16B	DM214D	00	=		DB21DB BUSS
KA322	TLD	C3	14B	(33)	01		MC0320 MB05XW 29 14B 31 15B	
KA326	TLD	C2	15A	DM220D	00	=		DB22DB BUSS
KA326	TLD	C2	17A	(30)	01		MD0220 MD068Q 36 17A 34 16A	
KA325	TLD	C2	15A	DM221D	00	=		DB22DB BUSS
KA325	TLD	C2	17A	(30)	01		MD228Q MD0270 36 17A 34 16A	
KA324	TLD	C2	15A	DM222D	00	=		DB22DB BUSS
KA324	TLD	C2	17A	(30)	01		MYA220 MD0340 36 17A 34 16A	
KA323	TLD	C2	15A	DM223D	00	=		DB22DB BUSS
KA323	TLD	C2	17A	(30)	01		MA068P MA0030 36 17A 34 16A	
KA322	TLD	C2	15A	DM224D	00	=		DB22DB BUSS
KA322	TLD	C2	17A	(30)	01		MB06XW MC0320 36 17A 34 16A	
KA326	TLD	C1	18A	DM230D	00	=		DB23DB BUSS
KA326	TLD	C1	20A	(38)	01		MD078Q MD0220 42 20A 40 19A	
KA325	TLD	C1	18A	DM231D	00	=		DB23DB BUSS
KA325	TLD	C1	20A	(38)	01		MD238Q MD0270 42 20A 40 19A	
KA324	TLD	C1	18A	DM232D	00	=		DB23DB BUSS
KA324	TLD	C1	20A	(38)	01		MYA230 MD0340 42 20A 40 19A	
KA323	TLD	C1	18A	DM233D	00	=		DB23DB BUSS
KA323	TLD	C1	20A	(38)	01		MA078P MA0030 42 20A 40 19A	
KA322	TLD	C1	18A	DM234D	00	=		DB23DB BUSS
KA322	TLD	C1	20A	(38)	01		MB07XW MC0320 42 20A 40 19A	

DRAWING NUMBER 149012-860

UNIT ASSEMBLY NO. 149012 REV. E INDEX DM240D

LOGIC

UNIT ASSEMBLY NAME CARD CAGE ASSY, CPU L.H.

FILE IDENT T39B2CP1 DATE 09-03-82 PAGE 213

CONNECTOR	CIRCUIT TYPE	GROUP	TEST POINTS AND/OR	EQUATION	TEST	DESIGNATOR	FACTOR	COMMENT
XA326	TLD	B4	13B	DM240D	00	=		DB24DB BUSS
XA326	YLD	B4	11B	(27)	01		MD0210 MD00BQ 23 11B 25 12B	
XA325	TLD	B4	13B	DM241D	00	=		DB24DB BUSS
XA325	YLD	B4	11B	(27)	01		MD0240 MD08BQ 23 11B 25 12B	
XA324	TLD	B4	13B	DM242D	00	=		DB24DB BUSS
XA324	YLD	B4	11B	(27)	01		MD0260 MD16BQ 23 11B 25 12B	
XA323	TLD	B4	13B	DM243D	00	=		DB24DB BUSS
XA323	YLD	B4	11B	(27)	01		MD0280 MD24BQ 23 11B 25 12B	
XA322	TLD	B4	13B	DM244D	00	=		DB24DB BUSS
XA322	YLD	B4	11B	(27)	01		MD0360 MYA240 23 11B 25 12B	
XA321	TLD	B4	13B	DM245D	00	=		DB24DB BUSS
XA321	YLD	B4	11B	(27)	01		MA0040 MA08BP 23 11B 25 12B	
XA320	TLD	B4	13B	DM246D	00	=		DB24DB BUSS
XA320	YLD	B4	11B	(27)	01		MC0330 MB08XW 23 11B 25 12B	
XA326	TLD	B3	10B	DM250D	00	=		DB25DB BUSS
XA326	YLD	B3	08B	(21)	01		MD0210 MD01BQ 17 08B 19 09B	
XA325	TLD	B3	10B	DM251D	00	=		DB25DB BUSS
XA325	YLD	B3	08B	(21)	01		MD0240 MD09BQ 17 08B 19 09B	
XA324	TLD	B3	10B	DM252D	00	=		DB25DB BUSS
XA324	YLD	B3	08B	(21)	01		MD0260 MD17BQ 17 08B 19 09B	
XA323	TLD	B3	10B	DM253D	00	=		DB25DB BUSS
XA323	YLD	B3	08B	(21)	01		MD0280 MD25BQ 17 08B 19 09B	
XA322	TLD	B3	10B	DM254D	00	=		DB25DB BUSS
XA322	YLD	B3	08B	(21)	01		MD0360 MYA250 17 08B 19 09B	

DRAWING NUMBER 149012-860

UNIT ASSEMBLY NO. 149012 REV. E INDEX DM255D

LOGIC

UNIT ASSEMBLY NAME CARD CAGE ASSY, CPU L.H.

FILE IDENT T39B2CP1 DATE 09-03-82 PAGE 214

CONNECTOR	UNIT	LOC	POINT	LOCATION	UNIT	LOC	POINT	LOCATION	FACTOR
XA321	TLD	B3	10B	DM255D	00	=			DB25DB BUSS
XA321	TLD	B3	08B	(21)	01			MA0040 MA098P 17 08B 19 09B	
XA320	TLD	B3	10B	DM256D	00	=			DB25DB BUSS
XA320	TLD	B3	08B	(21)	01			MC0330 MB09XW 17 08B 19 09B	
XA326	TLD	B2	09A	DM260D	00	=			DB26DB BUSS
XA326	TLD	B2	11A	(14)	01			MD028Q MD0210 20 11A 18 10A	
XA325	TLD	B2	09A	DM261D	00	=			DB26DB BUSS
XA325	TLD	B2	11A	(14)	01			MD108Q MD0240 20 11A 18 10A	
XA324	TLD	B2	09A	DM262D	00	=			DB26DB BUSS
XA324	TLD	B2	11A	(14)	01			MD189Q MD0260 20 11A 18 10A	
XA323	TLD	B2	09A	DM263D	00	=			DB26DB BUSS
XA323	TLD	B2	11A	(14)	01			MD268Q MD0280 20 11A 18 10A	
XA322	TLD	B2	09A	DM264D	00	=			DB26DB BUSS
XA322	TLD	B2	11A	(14)	01			MYA260 MD0360 20 11A 18 10A	
XA321	TLD	B2	09A	DM265D	00	=			DB26DB BUSS
XA321	TLD	B2	11A	(14)	01			MA108P MA0040 20 11A 18 10A	
XA320	TLD	B2	09A	DM266D	00	=			DB26DB BUSS
XA320	TLD	B2	11A	(14)	01			MB10XW MC0330 20 11A 18 10A	
XA326	TLD	B1	12A	DM270D	00	=			DB27DB BUSS
XA326	TLD	B1	14A	(22)	01			MD038Q MD0210 26 14A 24 13A	
XA325	TLD	B1	12A	DM271D	00	=			DB27DB BUSS
XA325	TLD	B1	14A	(22)	01			MD0240 MD118Q 26 14A 24 13A	
XA324	TLD	B1	12A	DM272D	00	=			DB27DB BUSS
XA324	TLD	B1	14A	(22)	01			MD198Q MD0260 26 14A 24 13A	

DRAWING NUMBER 149012-860

UNIT ASSEMBLY NO. 149012 REV. E INDEX DM273D

LOGIC

UNIT ASSEMBLY NAME CARD CAGE ASSY, CPU L.H.

FILE IDENT T39B2CP1 DATE 09-03-82 PAGE 215

CONNECTOR	TYPE	GROUP	TEST POINTS		EQUATION	Z	TEST	LOGIC	FACTOR	COMMENT
			AND	OR						
XA323	TLD	B1	12A		DM273D	00	=		DB27DB BUSS	
XA323	TLD	B1	14A	(22)		01		MD27BQ MD0280 26 14A 24 13A		
XA322	TLD	B1	12A		DM274D	00	=		DB27DB BUSS	
XA322	TLD	B1	14A	(22)		01		MD0360 MYA270 26 14A 24 13A		
XA321	TLD	B1	12A		DM275D	00	=		DB27DB BUSS	
XA321	TLD	B1	14A	(22)		01		MA118P MA0040 26 14A 24 13A		
XA320	TLD	B1	12A		DM276D	00	=		DB27DB BUSS	
XA320	TLD	B1	14A	(22)		01		MC0330 MB11XW 26 14A 24 13A		
XA326	TLD	A4	07B		DM280D	00	=		DB28DB BUSS	
XA326	TLD	A4	05B	(15)		01		MD0210 MD048Q 11 05B 13 06B		
XA325	TLD	A4	07B		DM281D	00	=		DB28DB BUSS	
XA325	TLD	A4	05B	(15)		01		MD0240 MD12BQ 11 05B 13 06B		
XA324	TLD	A4	07B		DM282D	00	=		DB28DB BUSS	
XA324	TLD	A4	05B	(15)		01		MD0260 MD20BQ 11 05B 13 06B		
XA323	TLD	A4	07B		DM283D	00	=		DB28DB BUSS	
XA323	TLD	A4	05B	(15)		01		MD0280 MD28BQ 11 05B 13 06B		
XA322	TLD	A4	07B		DM284D	00	=		DB28DB BUSS	
XA322	TLD	A4	05B	(15)		01		MD0360 MYA280 11 05B 13 06B		
XA321	TLD	A4	07B		DM285D	00	=		DB28DB BUSS	
XA321	TLD	A4	05B	(15)		01		MA0040 MA12BP 11 05B 13 06B		
XA320	TLD	A4	07B		DM286D	00	=		DB28DB BUSS	
XA320	TLD	A4	05B	(15)		01		MC0330 MB12XW 11 05B 13 06B		
XA326	TLD	A3	04B		DM290D	00	=		DB29DB BUSS	
XA326	TLD	A3	02A	(09)		01		MD0210 MD058Q 03 02A 07 03A		

DRAWING NUMBER 149012-860

UNIT ASSEMBLY NO. 149012 REV. E INDEX DM291D

LOGIC

UNIT ASSEMBLY NAME CARD CAGE ASSY, CPU L.H.

FILE IDENT T39B2CP1 DATE 09-03-82 PAGE 216

CONNECTOR	CIRCUIT TYPE	GROUP	TEST POINTS AND/OR	EQUATION	TERM NO.	WIRE NO.	FACTOR	COMMENT
KA325	TLD	A3	04B	DM291D	00	=		DB29DB BUSS
KA325	TLD	A3	02A	(09)	01		MD0240 MD138Q 03 02A 07 03A	
KA324	TLD	A3	04B	DM292D	00	=		DB29DB BUSS
KA324	TLD	A3	02A	(09)	01		MD0260 MD218Q 03 02A 07 03A	
KA323	TLD	A3	04B	DM293D	00	=		DB29DB BUSS
KA323	TLD	A3	02A	(09)	01		MD0280 MD298Q 03 02A 07 03A	
KA322	TLD	A3	04B	DM294D	00	=		DB29DB BUSS
KA322	TLD	A3	02A	(09)	01		MD0360 MYA290 03 02A 07 03A	
KA321	TLD	A3	04B	DM295D	00	=		DB29DB BUSS
KA321	TLD	A3	02A	(09)	01		MA0040 MA138P 03 02A 07 03A	
KA320	TLD	A3	04B	DM296D	00	=		DB29DB BUSS
KA320	TLD	A3	02A	(09)	01		MC0330 MB13XW 03 02A 07 03A	
KA326	TLD	A2	02B	DM300D	00	=		DB30DB BUSS
KA326	TLD	A2	04A	(01)	01		MD068Q MD021Q 04 04A 05 03B	
KA325	TLD	A2	02B	DM301D	00	=		DB30DB BUSS
KA325	TLD	A2	04A	(01)	01		MD145Q MD024Q 04 04A 05 03B	
KA324	TLD	A2	02B	DM302D	00	=		DB30DB BUSS
KA324	TLD	A2	04A	(01)	01		MD228Q MD026Q 04 04A 05 03B	
KA323	TLD	A2	02B	DM303D	00	=		DB30DB BUSS
KA323	TLD	A2	04A	(01)	01		MD308Q MD028Q 04 04A 05 03B	
KA322	TLD	A2	02B	DM304D	00	=		DB30DB BUSS
KA322	TLD	A2	04A	(01)	01		MYA300 MD036Q 04 04A 05 03B	
KA321	TLD	A2	02B	DM305D	00	=		DB30DB BUSS
KA321	TLD	A2	04A	(01)	01		MA148P MA004Q 04 04A 05 03B	

DRAWING NUMBER 149012-860

UNIT ASSEMBLY NO. 149012

REV. E

INDEX

DM306D

LOGIC

UNIT ASSEMBLY NAME CARD CAGE ASSY, CPU L.H.

FILE IDENT T39B2CP1

DATE 09-03-82

PAGE

217

CONNECTOR	TEST POINT	A D D R E S S	TEST POINTS AND/OR	EQUATION	TER M	DESIG. NATOR	FACTOR	COMMENT
XA320	TLD	A2	02B	DM306D	00	=		DB30DB BUSS
XA320	YLD	A2	04A	(01)	01		MB14XW MC0330 04 04A 05 03B	
XA326	TLD	A1	05A	DM310D	00	=		DB31DB BUSS
XA326	YLD	A1	07A	(06)	01		MD07BQ MD0210 10 07A 08 06A	
XA325	TLD	A1	05A	DM311D	00	=		DB31DB BUSS
XA325	YLD	A1	07A	(06)	01		MD15BQ MD0240 10 07A 08 06A	
XA324	TLD	A1	05A	DM312D	00	=		DB31DB BUSS
XA324	YLD	A1	07A	(06)	01		MD23BQ MD0260 10 07A 08 06A	
XA323	TLD	A1	05A	DM313D	00	=		DB31DB BUSS
XA323	YLD	A1	07A	(06)	01		MD31BQ MD0280 10 07A 08 06A	
XA322	TLD	A1	05A	DM314D	00	=		DB31DB BUSS
XA322	YLD	A1	07A	(06)	01		MYA310 MD0360 10 07A 08 06A	
XA321	TLD	A1	05A	DM315D	00	=		DB31DB BUSS
XA321	YLD	A1	07A	(06)	01		MA15BP MA0040 10 07A 08 06A	
XA320	TLD	A1	05A	DM316D	00	=		DB31DB BUSS
XA320	YLD	A1	07A	(06)	01		MB15XW MC0330 10 07A 08 06A	
XA312	TQ2	A3	04B	DTTDC0	00	=		IOU DATA TO BUS CNTL - 0
XA312	YQ2	A3	02A	(09)	01		SPA066 DTTDCA 03 02A 07 03A	
XA312	TQ2	A4	07B	DTTDD0	00	=		IOU DATA TO BUS CNTL - 0
XA312	YQ2	A4	05B	(15)	01		SPA066 DTTDCA 11 05B 13 06B	
XA312	TQ2	B1	12A	DTTDE0	00	=		IOU DATA TO BUS CNTL - 0
XA312	YQ2	B1	14A	(22)	01		SPA066 DTTDCA 26 14A 24 13A	
XA312	TQ2	B2	09A	DTTDF0	00	=		IOU DATA TO BUS CNTL - 0
XA312	YQ2	B2	11A	(14)	01		SPA066 DTTDCA 20 11A 18 10A	

DRAWING NUMBER 149012-860

UNIT ASSEMBLY NO. 149012 REV. E INDEX DTTDGO

LOGIC

UNIT ASSEMBLY NAME CARD CAGE ASSY, CPU L.H.

FILE IDENT T39B2CP1 DATE 09-03-82 PAGE 218

CONNECTOR	CIRCUIT TYPE	GROUP	TEST POINTS AND/OR	EQUATION	TEST	DEFINITION	FACTOR	COMMENT
XA312	TQ2	B3	10B	DTTDGO	00	=		IQU DATA TO BUS CNTL - 0
XA312	TQ2	B3	08B	(21)	01		DYDCA SPA066 17 08B 19 09B	
XA312	TQ2	B4	13B	DTTDMO	00	=		IQU DATA TO BUS CNTL - 0
XA312	TQ2	B4	11B	(27)	01		SPA066 DYTCA 23 11B 25 12B	
XA315	TLD	F4	39A	DT00AD	00	=		DB00DB BUSS
XA315	TLD	F4	37A	(80)	01		DYDCA T800C 76 37A 78 38A	
XA315	TLD	F3	35A	DT01AD	00	=		DB01DB BUSS
XA315	TLD	F3	34B	(69)	01		DYDCA T801C 65 34B 74 35B	
XA315	TLD	F2	34A	DT02AD	00	=		DB02DB BUSS
XA315	TLD	F2	36B	(72)	01		DYDCA T802C 73 36B 71 36A	
XA315	TLD	F1	37B	DT03AD	00	=		DB03DB BUSS
XA315	TLD	F1	39B	(75)	01		DYDCA T803C 79 39B 77 38B	
XA315	TLD	E4	33B	DT04AD	00	=		DB04DB BUSS
XA315	TLD	E4	31B	(63)	01		T804C DYTCA 59 31B 61 32B	
XA315	TLD	E3	30B	DT05AD	00	=		DB05DB BUSS
XA315	TLD	E3	28B	(57)	01		DYDCA T805C 53 28B 55 29B	
XA315	TLD	E2	28A	DT06AD	00	=		DB06DB BUSS
XA315	TLD	E2	30A	(60)	01		DYDCA T806C 64 30A 62 29A	
XA315	TLD	E1	31A	DT07AD	00	=		DB07DB BUSS
XA315	TLD	E1	33A	(66)	01		T807C DYTCA 70 33A 68 32A	
XA325	TLD	F4	39A	DT08AD	00	=		DB08DB BUSS
XA325	TLD	F4	37A	(80)	01		T808C DYTCA 76 37A 78 38A	
XA325	TLD	F3	35A	DT09AD	00	=		DB09DB BUSS
XA325	TLD	F3	34B	(69)	01		T809C DYTCA 65 34B 74 35B	

DRAWING NUMBER 149012-860

UNIT ASSEMBLY NO. 149012 REV. E INDEX DT10AD

LOGIC

UNIT ASSEMBLY NAME CARD CAGE ASSY, CPU L.H.

FILE IDENT T39B2CP1 DATE 09-03-82 PAGE 219

CONNECTOR	CIRCUIT GROUP	TEST POINTS AND OR	EQUATION	TERM	DESIGNATOR	FACTOR	COMMENT
XA325	TLD F2	34A	DT10AD	00	=		DB10DB BUSS
XA325	YLD F2	36B	(72)	01		DTTDOO TB10CO 73 36B 71 36A	
XA325	TLD F1	37B	DT11AD	00	=		DB11DB BUSS
XA325	YLD F1	39B	(75)	01		TB11CO DTTDEO 79 39B 77 38B	
XA325	TLD E4	33B	DT12AD	00	=		DB12DB BUSS
XA325	YLD E4	31B	(63)	01		TB12CO DTTDEO 59 31B 61 32B	
XA325	TLD E3	30B	DT13AD	00	=		DB13DB BUSS
XA325	YLD E3	28B	(57)	01		TB13CO DTTDEO 53 28B 55 29B	
XA325	TLD E2	28A	DT14AD	00	=		DB14DB BUSS
XA325	YLD E2	30A	(60)	01		DTTDEO TB14CO 64 30A 62 29A	
XA325	TLD E1	31A	DT15AD	00	=		DB15DB BUSS
XA325	YLD E1	33A	(66)	01		DTTDEO TB15CO 70 33A 68 32A	
XA321	TLD D4	27B	DT16AD	00	=		DB16DB BUSS
XA321	YLD D4	25B	(51)	01		DTTDFO TB16CO 47 25B 49 26B	
XA321	TLD D3	24B	DT17AD	00	=		DB17DB BUSS
XA321	YLD D3	22B	(45)	01		DTTDFO TB17CO 41 22B 43 23B	
XA321	TLD D2	21A	DT18AD	00	=		DB18DB BUSS
XA321	YLD D2	23A	(46)	01		TB18CO DTTDFO 50 23A 48 22A	
XA321	TLD D1	24A	DT19AD	00	=		DB19DB BUSS
XA321	YLD D1	26A	(52)	01		TB19CO DTTDFO 56 26A 54 25A	
XA321	TLD C4	19B	DT20AD	00	=		DB20DB BUSS
XA321	YLD C4	17B	(39)	01		TB20CO DTTDFO 35 17B 37 18B	
XA321	TLD C3	16B	DT21AD	00	=		DB21DB BUSS
XA321	YLD C3	14B	(33)	01		DTTDFO TB21CO 29 14B 31 15B	

DRAWING NUMBER 149012-860

UNIT ASSEMBLY NO. 149012 REV. E INDEX DT22AD

LOGIC

UNIT ASSEMBLY NAME CARD CAGE ASSY, CPU L.H.

FILE IDENT T39B2CP1 DATE 09-03-82 PAGE 220

CONNECTOR	CIRCUIT TYPE	GROUP	TEST POINTS AND/OR	EQUATION	TEST	DESIGNATOR	FACTOR	COMMENT
KA321	TLD	C2	15A	DT22AD	00	=		
KA321	TLD	C2	17A	(30)	01		DT22C0 YB22C0 36 17A 34 16A	DB22DB BUSS
KA321	TLD	C1	18A	DT23AD	00	=		
KA321	TLD	C1	20A	(38)	01		YB23C0 DT23C0 42 20A 40 19A	DB23DB BUSS
KA319	TLD	B4	13B	DT24AD	00	=		
KA319	TLD	B4	11B	(27)	01		DT24C0 YB24C0 23 11B 25 12B	DB24DB BUSS
KA319	TLD	B3	10B	DT25AD	00	=		
KA319	TLD	B3	08B	(21)	01		YB25C0 DT25C0 17 08B 19 09B	DB25DB BUSS
KA319	TLD	B2	09A	DT26AD	00	=		
KA319	TLD	B2	11A	(14)	01		YB26C0 DT26C0 20 11A 18 10A	DB26DB BUSS
KA319	TLD	B1	12A	DT27AD	00	=		
KA319	TLD	B1	14A	(22)	01		YB27C0 DT27C0 26 14A 24 13A	DB27DB BUSS
KA319	TLD	A4	07B	DT28AD	00	=		
KA319	TLD	A4	05B	(15)	01		DT28C0 YB28C0 11 05B 13 06B	DB28DB BUSS
KA319	TLD	A3	04B	DT29AC	00	=		
KA319	TLD	A3	02A	(09)	01		DT29C0 YB29C0 03 02A 07 03A	DB29DB BUSS
KA319	TLD	A2	02B	DT30AD	00	=		
KA319	TLD	A2	04A	(01)	01		YB30C0 DT30C0 04 04A 05 03B	DB30DB BUSS
KA319	TLD	A1	05A	DT31AD	00	=		
KA319	TLD	A1	07A	(06)	01		DT31C0 YB31C0 10 07A 08 06A	DB31DB BUSS
KA549	TT3	A1	04A	GC000A	00	=		
KA549	TT3	A1	07A	(04)	01		GC014A SPA127 GC0100 10 07A 08 06A 06 05A	
KA549	TT3	A2	03A	GC001A	00	=		
KA549	TT3	A2	03B	(07)	01		GC014A GC0110 SPA127 05 03B 01 02B 03 02A	

DRAWING NUMBER 149012-860

UNIT ASSEMBLY NO. 149012 REV. E INDEX GC002A

LOGIC

UNIT ASSEMBLY NAME CARD CAGE ASSY, CPU L.H.

FILE IDENT T39B2CP1 DATE 09-03-82 PAGE 221

CONNECTOR	GROUP	GROUP	TEST POINTS AND/OR	EQUATION	TEST	DESCRIPTOR	FACTOR	COMMENT
XA549	TT3	A3	07B	GC002A	00	=		
XA549	TT3	A3	04B	(15)	01		GC0120 GC014A SPA128 09 04B 11 05B 13 06B	
XA549	TT3	B1	11A	GC003A	00	=		
XA549	TT3	B1	14A	(20)	01		GC014A SPA128 GC0130 26 14A 24 13A 22 12A	
XA451	TQ2	C1	18A	GC0040	00	=		
XA451	TQ2	C1	20A	(38)	01		SPA105 GC002A 42 20A 40 19A	
XA451	TQ2	C2	15A	GC0050	00	=		
XA451	TQ2	C2	17A	(30)	01		GC000A SPA105 36 17A 34 16A	
XA451	TQ2	C3	16B	GC0060	00	=		
XA451	TQ2	C3	14B	(33)	01		SPA104 GC002A 29 14B 31 15B	
XA451	TQ2	C4	19B	GC0070	00	=		
XA451	TQ2	C4	17B	(39)	01		SPA105 GC000A 35 17B 37 18B	
XA550	TD4	A1	05B	GC0080	00	=		
XA550	TD4	A1	07A	(11)	01		SPA130 SPA129 GC000A GC001A 10 07A 08 06A 06 05A 13 06B	
XA550	TD4	A2	04B	GC0090	00	=		
XA550	TD4	A2	04A	(09)	01		GC000A GC003A SPA130 GC001A 04 04A 05 03B 01 02B 07 03A	
XA550	TD4	C1	17B	GC010A	00	=		
XA550	TD4	C1	20A	(35)	01		CMG1BP CMG3BQ CMG2BP CMG0BQ 42 20A 40 19A 38 18A 37 18B	
XA451	TQ2	D1	24A	GC0100	00	=		
XA451	TQ2	D1	26A	(52)	01		GC010A SPA105 56 26A 54 25A	
XA550	TD4	C2	16B	GC011A	00	=		
XA550	TD4	C2	17A	(33)	01		CMG0BQ CMG1BP CMG3BP CMG2BQ 36 17A 34 16A 30 15A 31 15B	
XA451	TQ2	D2	21A	GC0110	00	=		
XA451	TQ2	D2	23A	(46)	01		GC011A SPA105 50 23A 48 22A	

DRAWING NUMBER 149012-860

UNIT ASSEMBLY NO. 149012

REV. E

INDEX GC012A

UNIT ASSEMBLY NAME CARD CAGE ASSY, CPU L.H.

LOGIC

FILE IDENT T39B2CP1

DATE 09-03-82

PAGE

222

CONNECTOR	UNIT	GROUP	TEST POINTS AND/OR	EQUATION	3	OLIG.	FACTOR	COMMENT
KA550	TD4	D1	25B	GC012A	00	=		
KA550	TD4	D1	26A	(47)	01		CMG3BQ CMG0BQ CMG1BP CMG2BQ 56 26A 54 25A 52 24A 49 26B	
KA451	TQ2	D3	24B	GC0120	00	=		
KA451	TQ2	D3	22B	(45)	01		SPA105 GC012A 41 22B 43 23B	
KA550	TD4	D2	24B	GC013A	00	=		
KA550	TD4	D2	23A	(45)	01		CMG2BP CMG3BP CMG1BQ CMG0BQ 50 23A 48 22A 46 21A 43 23B	
KA451	TQ2	D4	27B	GC0130	00	=		
KA451	TQ2	D4	25B	(51)	01		SPA105 GC013A 47 25B 49 26B	
KA550	TD4	B1	11B	GC014A	00	=		
KA550	TD4	B1	14A	(23)	01		CMG7BP CMG4BP CMG5BP CMG6BP 26 14A 24 13A 22 12A 25 12B	
KA549	TT3	E2	29B	GC0140	00	=		
KA549	TT3	E2	29A	(55)	01		SPA129 GC014A SPA128 62 29A 60 28A 53 28B	
KA545	TT3	A1	04A	GC015A	00	=		
KA545	TT3	A1	07A	(04)	01		CLKG0B GC0230 DB00GA 10 07A 08 06A 06 05A	
KA545	TT3	A2	03A	GC016A	00	=		
KA545	TT3	A2	03B	(07)	01		CLKG0B DB16GA GC0240 05 03B 01 02B 03 02A	
KA545	TT3	A3	07B	GC017A	00	=		
KA545	TT3	A3	04B	(15)	01		GC0230 CLKG0B DB01GA 09 04B 11 05B 13 06B	
KA545	TT3	B1	11A	GC018A	00	=		
KA545	TT3	B1	14A	(20)	01		CLKG0B GC0240 DB17GA 26 14A 24 13A 22 12A	
KA545	TT3	B2	09B	GC019A	00	=		
KA545	TT3	B2	10A	(19)	01		GC0230 DB02GA CLKG0B 18 10A 14 09A 17 08B	
KA545	TT3	B3	13B	GC020A	00	=		
KA545	TT3	B3	10B	(27)	01		GC0240 CLKG0B DB18GA 21 10B 23 11B 25 12B	

DRAWING NUMBER 149012-860

UNIT ASSEMBLY NO. 149012

REV. E

INDEX

GC021A

LOGIC

UNIT ASSEMBLY NAME CARD CAGE ASSY, CPU L.H.

FILE IDENT

T39B2CP1

DATE 09-03-82

PAGE

223

CONNECTOR	TEST POINT TYPE	GROUP	TEST POINTS AND/OR	EQUATION	TEST POINT	DESIGNATOR	FACTOR	COMMENT
XA545	TT3	C1	17A	GC021A	00	=		
XA545	TT3	C1	20A	(36)	01		CLKG08 DB03GA GC0230 42 20A 40 19A 38 18A	
XA545	TT3	C2	15B	GC022A	00	=		
XA545	TT3	C2	16A	(31)	01		GC0240 DB19GA CLKG08 34 16A 30 15A 29 14B	
XA544	TQ2	F3	35A	GC0230	00	=		
XA544	TQ2	F3	34B	(69)	01		GC038A GC035A 65 34B 74 35B	
XA544	TQ2	F4	39A	GC0240	00	=		
XA544	TQ2	F4	37A	(80)	01		GC037A SPA124 76 37A 78 38A	
XA545	TT3	C3	19B	GC025A	00	=		
XA545	TT3	C3	16B	(39)	01		GC0330 CLKG08 DB04GA 33 16B 35 17B 37 18B	
XA549	TT3	C1	17A	GC026A	00	=		
XA549	TT3	C1	20A	(36)	01		DB20GA CLKG08 GC0340 42 20A 40 19A 38 18A	
XA545	TT3	D2	23B	GC027A	00	=		
XA545	TT3	D2	22A	(43)	01		DB05GA CLKG08 GC0330 48 22A 46 21A 41 22B	
XA545	TT3	D3	27B	GC028A	00	=		
XA545	TT3	D3	24B	(51)	01		DB21GA CLKG08 GC0340 45 24B 47 25B 49 26B	
XA545	TT3	E1	30A	GC029A	00	=		
XA545	TT3	E1	33A	(64)	01		CLKG08 GC0330 DB06GA 70 33A 68 32A 66 31A	
XA545	TT3	E2	29B	GC030A	00	=		
XA545	TT3	E2	29A	(55)	01		DB22GA CLKG08 GC0340 62 29A 60 28A 53 28B	
XA545	TT3	E3	33B	GC031A	00	=		
XA545	TT3	E3	30B	(63)	01		GC0330 CLKG08 DB07GA 57 30B 59 31B 61 32B	
XA545	TT3	F1	36B	GC032A	00	=		
XA545	TT3	F1	39B	(73)	01		DB23GA GC0340 CLKG08 79 39B 77 38B 75 37B	

DRAWING NUMBER 149012-860

UNIT ASSEMBLY NO. 149012

REV. E

INDEX

GC041A

LOGIC

UNIT ASSEMBLY NAME CARD CAGE ASSY, CPU L.H.

FILE IDENT

T39B2CP1

DATE 09-03-82

PAGE

225

CONNECTOR	GROUP	TEST POINTS AND OR	EQUATION	TERM	DESIGNATOR	FACTOR	COMMENT
XA547	TT3 A3	07B	GC041A	00	=		
XA547	TT3 A3	04B	(15)	01		GC0550 CLKG18 DB09GA 09 04B 11 05B 13 06B	
XA547	TT3 B1	11A	GC042A	00	=		
XA547	TT3 B1	14A	(20)	01		CLKG18 GC0560 DB25GA 26 14A 24 13A 22 12A	
XA547	TT3 B2	09B	GC043A	00	=		
XA547	TT3 B2	10A	(19)	01		GC0550 DB10GA CLKG18 18 10A 14 09A 17 08B	
XA547	TT3 B3	13B	GC044A	00	=		
XA547	TT3 B3	10B	(27)	01		GC0560 CLKG18 DB26GA 21 10B 23 11B 25 12B	
XA547	TT3 C1	17A	GC045A	00	=		
XA547	TT3 C1	20A	(36)	01		CLKG18 GC0550 DB11GA 42 20A 40 19A 38 18A	
XA547	TT3 C2	15B	GC046A	00	=		
XA547	TT3 C2	16A	(31)	01		GC0560 CLKG18 DB27GA 34 16A 30 15A 29 14B	
XA547	TT3 C3	19B	GC047A	00	=		
XA547	TT3 C3	16B	(39)	01		GC0570 CLKG18 DB12GA 33 16B 35 17B 37 18B	
XA547	TT3 D1	23A	GC048A	00	=		
XA547	TT3 D1	26A	(50)	01		CLKG18 GC0580 DB28GA 56 26A 54 25A 52 24A	
XA547	TT3 D2	23B	GC049A	00	=		
XA547	TT3 D2	22A	(43)	01		DB13GA CLKG18 GC0570 48 22A 46 21A 41 22B	
XA547	TT3 D3	27B	GC050A	00	=		
XA547	TT3 D3	24B	(51)	01		GC0580 CLKG18 DB29GA 45 24B 47 25B 49 26B	
XA547	TT3 E1	30A	GC051A	00	=		
XA547	TT3 E1	33A	(64)	01		CLKG18 GC0570 DB14GA 70 33A 68 32A 66 31A	
XA547	TT3 E2	29B	GC052A	00	=		
XA547	TT3 E2	29A	(55)	01		GC0580 DB30GA CLKG18 62 29A 60 28A 53 28B	

DRAWING NUMBER 149012-860

UNIT ASSEMBLY NO. 149012

REV. E

INDEX

GC053A

LOGIC

UNIT ASSEMBLY NAME CARD CAGE ASSY, CPU L.H.

FILE IDENT

T39B2CP1

DATE 09-03-82

PAGE

226

CONNECTOR	CIRCUIT TYPE	GROUP	TEST POINTS AND/OR	EQUATION	TEST POINT	CLASS RATOR	FACTOR	COMMENT
XA547	TT3	E3	33B	GC053A	00	=		
XA547	TT3	E3	30B	(63)	01		GC0570 CLKG1B DB15GA 57 30B 59 31B 61 32B	
XA547	TT3	F1	36B	GC054A	00	=		
XA547	TT3	F1	39B	(73)	01		DB31GA GC0580 CLKG1B 79 39B 77 38B 75 37B	
XA548	TQ2	F1	37B	GC0550	00	=		
XA548	TQ2	F1	39B	(75)	01		GC038A GC035A 79 39B 77 38B	
XA548	TQ2	F2	34A	GC0560	00	=		
XA548	TQ2	F2	36B	(72)	01		GC037A SPA127 73 36B 71 36A	
XA548	TQ2	F3	35A	GC0570	00	=		
XA548	TQ2	F3	34B	(69)	01		GC035A GC038A 65 34B 74 35B	
XA548	TQ2	F4	39A	GC0580	00	=		
XA548	TQ2	F4	37A	(80)	01		GC037A SPA127 76 37A 78 38A	
XA338	TT3	C2	15B	GC059A	00	=		
XA338	TT3	C2	16A	(31)	01		CLKG2B DB16HA GC0630 34 16A 30 15A 29 14B	
XA338	TT3	C1	17A	GC060A	00	=		
XA338	TT3	C1	20A	(36)	01		CLKG2B GC0630 DB17HA 42 20A 40 19A 38 18A	
XA338	TT3	B3	13B	GC061A	00	=		
XA338	TT3	B3	10B	(27)	01		CLKG2B DB18HA GC0630 21 10B 23 11B 25 12B	
XA338	TT3	B2	09B	GC062A	00	=		
XA338	TT3	B2	10A	(19)	01		GC0630 CLKG2B DB19HA 18 10A 14 09A 17 08B	
XA549	TT3	C2	15B	GC0630	00	=		
XA549	TT3	C2	16A	(31)	01		GC035A GC036A SPA128 34 16A 30 15A 29 14B	
XA338	TT3	B1	11A	GC064A	00	=		
XA338	TT3	B1	14A	(20)	01		DB20HA CLKG2B GC0680 26 14A 24 13A 22 12A	

DRAWING NUMBER 149012-860

UNIT ASSEMBLY NO. 149012

REV. E

INDEX

GC065A

LOGIC

UNIT ASSEMBLY NAME CARD CAGE ASSY, CPU L.H.

FILE IDENT

T39B2CP1

DATE 09-03-82

PAGE

227

CONNECTOR	CONNECTOR TYPE	GROUP	TEST POINTS AND/OR	EQUATION	TERMS	RELATIONSHIP	FACTOR	COMMENT
XA338	TT3	A3	07B	GC065A	00	=		
XA338	YY3	A3	04B	(15)	01		CLKG2B GC0680 DB21HA 09 04B 11 05B 13 06B	
XA338	TT3	A2	03A	GC066A	00	=		
XA338	YY3	A2	03B	(07)	01		CLKG2B DB22HA GC0680 05 03B 01 02B 03 02A	
XA338	TT3	A1	04A	GC067A	00	=		
XA338	YY3	A1	07A	(04)	01		GC0680 DB23HA CLKG2B 10 07A 08 06A 06 05A	
XA549	TT3	B2	09B	GC0680	00	=		
XA549	YY3	B2	10A	(19)	01		GC035A SPA128 GC036A 18 10A 14 09A 17 08B	
XA545	TT3	F2	35B	GC069A	00	=		
XA545	YY3	F2	36A	(74)	01		CLKG2B GC0730 DB24HA 71 36A 72 34A 65 34B	
XA545	TT3	F3	39A	GC070A	00	=		
XA545	YY3	F3	35A	(80)	01		CLKG2B GC0730 DB25HA 69 35A 76 37A 78 38A	
XA547	TT3	F2	35B	GC071A	00	=		
XA547	YY3	F2	36A	(74)	01		CLKG2B GC0730 DB26HA 71 36A 72 34A 65 34B	
XA547	TT3	F3	39A	GC072A	00	=		
XA547	YY3	F3	35A	(80)	01		CLKG2B GC0730 DB27HA 69 35A 76 37A 78 38A	
XA549	TT3	B3	13B	GC0730	00	=		
XA549	YY3	B3	10B	(27)	01		SPA128 GC036A GC035A 21 10B 23 11B 25 12B	
XA549	TT3	D1	23A	GC074A	00	=		
XA549	YY3	D1	26A	(50)	01		CLKG2B GC0780 DB28HA 56 26A 54 25A 52 24A	
XA549	TT3	D2	23B	GC075A	00	=		
XA549	YY3	D2	22A	(43)	01		GC0780 DB29HA CLKG2B 48 22A 46 21A 51 22B	
XA549	TT3	D3	27B	GC076A	00	=		
XA549	TT3	D3	24B	(51)	01		CLKG2B GC0780 DB30HA 45 24B 47 25B 49 26B	

DRAWING NUMBER 149012-860

UNIT ASSEMBLY NO. 149012

REV. E

INDEX

GC077A

LOGIC

UNIT ASSEMBLY NAME CARD CAGE ASSY, CPU L.H.

FILE IDENT

T39B2CP1

DATE 09-03-82

PAGE

228

CONNECTOR	CIRCUIT TYPE	GROUP	TEST POINTS AND OR	EQUATION	TERM	DESIGNATOR	FACTOR	COMMENT
XA549	TT3	E1	30A	GC077A	00	=		
XA549	TT3	E1	33A	(64)	01		DB31HA GC0780 CLKG2B 70 33A 68 32A 66 31A	
XA545	TT3	D1	23A	GC0780	00	=		
XA545	TT3	D1	26A	(50)	01		GC036A GC035A SPA124 56 26A 54 25A 52 24A	
XA544	TQ2	A2	02B	GROOVO	00	=		
XA544	TQ2	A2	04A	(01)	01		DB16GA DB00GA 04 04A 05 03B	
XA544	TQ2	A1	05A	GROOWO	00	=		
XA544	TQ2	A1	07A	(06)	01		GC015A GC016A 10 07A 08 06A	
XA437	MEM	AV	04B	GROOXV	00	=		
XA437	MEM	AV	03A	(09)	01		GROOWO 07 03A	
XA437	MEM	AW	05B	GROOXW	00	=		
XA437	MEM	AW	06B	(11)	01		GROOVO 13 06B	
XA437	MEM	AX	05A	GROOXX	00	=		
XA437	MEM	AX	05A	()	01		GX1000 GX2000 GX3000 GX4000 06 05A 08 06A 10 07A 15 07B	
XA437	MEM	AY	04A	GROOXY	00	=		
XA437	MEM	AY	04A	()	01		GY1000 GY2000 GY3000 GY4000 04 04A 05 03B 01 02B 03 02A	
XA544	TQ2	A4	07B	GRO1VO	00	=		
XA544	TQ2	A4	05B	(15)	01		DB17GA DB01GA 11 05B 13 06B	
XA544	TQ2	A3	04B	GRO1WO	00	=		
XA544	TQ2	A3	02A	(09)	01		GC017A GC018A 03 02A 07 03A	
XA438	MEM	AV	04B	GRO1XV	00	=		
XA438	MEM	AV	03A	(09)	01		GRO1WO 07 03A	
XA438	MEM	AW	05B	GRO1XW	00	=		
XA438	MEM	AW	06B	(11)	01		GRO1VO 13 06B	

DRAWING NUMBER 149012-860

UNIT ASSEMBLY NO. 149012 REV. E INDEX GR01XX

LOGIC

UNIT ASSEMBLY NAME CARD CAGE ASSY, CPU L.H.

FILE IDENT T39B2CP1

DATE 09-03-82

PAGE

229

CONNECTOR	CIRCUIT TYPE	GROUP	TEST POINTS AND/OR	EQUATION	TERM	DESIGNATOR	FACTOR	COMMENT
XA438	MEM	AX	05A	GR01XX ()	00 01	=	GX1000 GX2000 GX3000 GX4000 06 05A 08 06A 10 07A 15 07B	
XA438	MEM	AY	04A	GR01XY ()	00 01	=	GY1000 GY2000 GY3000 GY4000 04 04A 05 03B 01 02B 03 02A	
XA544	TQ2	B2	09A	GR02V0 (14)	00 01	=	DB02GA DB18GA 20 11A 18 10A	
XA544	TQ2	B1	12A	GR02W0 (22)	00 01	=	GC020A GC019A 26 14A 24 13A	
XA440	MEM	AV	04B	GR02XV (09)	00 01	=	GR02W0 07 03A	
XA440	MEM	AW	05B	GR02XW (11)	00 01	=	GR02V0 13 06B	
XA440	MEM	AX	05A	GR02XX ()	00 01	=	GX1000 GX2000 GX3000 GX4000 06 05A 08 06A 10 07A 15 07B	
XA440	MEM	AY	04A	GR02XY ()	00 01	=	GY1000 GY2000 GY3000 GY4000 04 04A 05 03B 01 02B 03 02A	
XA544	TQ2	B4	13B	GR03V0 (27)	00 01	=	DB03GA DB19GA 23 11B 25 12B	
XA544	TQ2	B3	10B	GR03W0 (21)	00 01	=	GC022A GC021A 17 08B 19 09B	
XA441	MEM	AV	04B	GR03XV (09)	00 01	=	GR03W0 07 03A	
XA441	MEM	AW	05B	GR03XW (11)	00 01	=	GR03V0 13 06B	

DRAWING NUMBER 149012-860

UNIT ASSEMBLY NO. 149012

REV. E

INDEX

GR03XX

LOGIC

UNIT ASSEMBLY NAME CARD CAGE ASSY, CPU L.H.

FILE IDENT

T39B2CP1

DATE 09-03-82

PAGE

230

CONNECTOR	CIRCUIT TYPE	GROUP	TEST POINTS AND OR	EQUATION	TERM	DESIGNATION	FACTOR	COMMENT
XA441	MEM	AX	05A	GR03XX ()	00 = 01		GX1010 GX2010 GX3010 GX4010 06 05A 08 06A 10 07A 15 07B	
XA441	MEM	AY	04A	GR03XY ()	00 = 01		GY1010 GY2010 GY3010 GY4010 04 04A 05 03B 01 02B 03 02A	
XA544	TQ2	C2	15A	GR04V0 (30)	00 = 01		DB04GA DB20GA 36 17A 34 16A	
XA544	TQ2	C1	18A	GR04W0 (38)	00 = 01		GC025A GC026A 42 20A 40 19A	
XA442	MEM	AV	04B	GR04XV (09)	00 = 01		GR04W0 07 03A	
XA442	MEM	AW	05B	GR04XW (11)	00 = 01		GR04V0 13 06B	
XA442	MEM	AX	05A	GR04XX ()	00 = 01		GX1010 GX2010 GX3010 GX4010 06 05A 08 06A 10 07A 15 07B	
XA442	MEM	AY	04A	GR04XY ()	00 = 01		GY1010 GY2010 GY3010 GY4010 04 04A 05 03B 01 02B 03 02A	
XA544	TQ2	C4	19B	GR05V0 (39)	00 = 01		DB21GA DB05GA 35 17B 37 18B	
XA544	TQ2	C3	16B	GR05W0 (33)	00 = 01		GC027A GC028A 29 14B 31 15B	
XA443	MEM	AV	04B	GR05XV (09)	00 = 01		GR05W0 07 03A	
XA443	MEM	AW	05B	GR05XW (11)	00 = 01		GR05V0 13 06B	

DRAWING NUMBER 149012-860

UNIT ASSEMBLY NO. 149012

REV. E

INDEX

GR05XX

LOGIC

UNIT ASSEMBLY NAME CARD CAGE ASSY, CPU L.H.

FILE IDENT

T39B2CP1

DATE 09-03-82

PAGE

231

CONNECTOR	CIRCUIT TYPE	GROUP	TEST POINTS		EQUATION	TERM	DESIGNATOR	FACTOR	COMMENT
			AND	OR					
					GR05XX	00 =			
XA443	MEM	AX	05A	()		01	GX1010 GX2010 GX3010 GX4010 06 05A 08 06A 10 07A 15 07B		
					GR05XY	00 =			
XA443	MEM	AY	04A	()		01	GY1010 GY2010 GY3010 GY4010 04 04A 05 03B 01 02B 03 02A		
XA544	TQ2	D2	21A		GR06V0	00 =			
XA544	TQ2	D2	23A	(46)		01	DB06GA DB22GA 50 23A 48 22A		
XA544	TQ2	D1	24A		GR06W0	00 =			
XA544	TQ2	D1	26A	(52)		01	GC029A GC030A 56 26A 54 25A		
XA445	MEM	AV	04B		GR06XV	00 =			
XA445	MEM	AV	03A	(09)		01	GR06W0 07 03A		
XA445	MEM	AW	05B		GR06XW	00 =			
XA445	MEM	AW	06B	(11)		01	GR06V0 13 06B		
					GR06XX	00 =			
XA445	MEM	AX	05A	()		01	GX1020 GX2020 GX3020 GX4020 06 05A 08 06A 10 07A 15 07B		
					GR06XY	00 =			
XA445	MEM	AY	04A	()		01	GY1020 GY2020 GY3020 GY4020 04 04A 05 03B 01 02B 03 02A		
XA544	TQ2	D4	27B		GR07V0	00 =			
XA544	TQ2	D4	25B	(51)		01	DB23GA DB07GA 47 25B 49 26B		
XA544	TQ2	D3	24B		GR07W0	00 =			
XA544	TQ2	D3	22B	(45)		01	GC031A GC032A 41 22B 43 23B		
XA446	MEM	AV	04B		GR07XV	00 =			
XA446	MEM	AV	03A	(09)		01	GR07W0 07 03A		
XA446	MEM	AW	05B		GR07XW	00 =			
XA446	MEM	AW	06B	(11)		01	GR07V0 13 06B		

DRAWING NUMBER 149012-860

UNIT ASSEMBLY NO. 149012

REV. E

INDEX

GR07XX

LOGIC

UNIT ASSEMBLY NAME CARD CAGE ASSY, CPU L.H.

FILE IDENT

T39B2CP1

DATE 09-03-82

PAGE

232

CONNECTOR	CIRCUIT TYPE	GROUP	TEST POINTS AND OR	EQUATION	TERN	DESIGNATOR	FACTOR	COMMENT
XA446	MEM	AX	05A	GR07XX ()	00 01	=	GX1020 GX2020 GX3020 GX4020 06 05A 08 06A 10 07A 15 07B	
XA446	MEM	AY	04A	GR07XY ()	00 01	=	GY1020 GY2020 GY3020 GY4020 04 04A 05 03B 01 02B 03 02A	
XA546	TQ2	A2	02B	GR08V0 (01)	00 01	=	DB24GA DB08GA 04 04A 05 03B	
XA546	TQ2	A1	05A	GR08W0 (06)	00 01	=	GC039A GC040A 10 07A 08 06A	
XA437	MEM	BV	16B	GR08XV (33)	00 01	=	GR08W0 31 15B	
XA437	MEM	BW	17B	GR08XW (35)	00 01	=	GR08V0 37 18B	
XA437	MEM	BX	18A	GR08XX ()	00 01	=	GX1030 GX2030 GX3030 GX4030 38 18A 40 19A 42 20A 39 19B	
XA437	MEM	BY	17A	GR08XY ()	00 01	=	GY1030 GY2030 GY3030 GY4030 36 17A 34 16A 30 15A 29 14B	
XA546	TQ2	A4	07B	GR09V0 (15)	00 01	=	DB25GA DB09GA 11 05B 13 06B	
XA546	TQ2	A3	04B	GR09W0 (09)	00 01	=	GC041A GC042A 03 02A 07 03A	
XA438	MEM	BV	16B	GR09XV (33)	00 01	=	GR09W0 31 15B	
XA438	MEM	BW	17B	GR09XW (35)	00 01	=	GR09V0 37 18B	

DRAWING NUMBER 149012-860

UNIT ASSEMBLY NO. 149012

REV. E

INDEX

GR09XX

LOGIC

UNIT ASSEMBLY NAME CARD CAGE ASSY, CPU L.H.

FILE IDENT

T39B2CP1

DATE 09-03-82

PAGE

233

CONNECTOR	CIRCUIT TYPE	GROUP	TEST POINTS AND OR	EQUATION	TERM	DESIGNATOR	FACTOR	COMMENT
XA438	MEM	BX	18A	GR09XX ()	00 01	=	GX1030 GX2030 GX3030 GX4030 38 18A 40 19A 42 20A 39 19B	
XA438	MEM	BY	17A	GR09XY ()	00 01	=	GY1030 GY2030 GY3030 GY4030 36 17A 34 16A 30 15A 29 14B	
XA546	TQ2	B2	09A	GR10V0	00	=		
XA546	TQ2	B2	11A	(14)	01		DB10GA DB26GA 20 11A 18 10A	
XA546	TQ2	B1	12A	GR10W0	00	=		
XA546	TQ2	B1	14A	(22)	01		GC044A GC043A 26 14A 24 13A	
XA440	MEM	BV	16B	GR10XV	00	=		
XA440	MEM	BV	15B	(33)	01		GR10W0 31 15B	
XA440	MEM	BW	17B	GR10XW	00	=		
XA440	MEM	BW	18B	(35)	01		GR10V0 37 18B	
XA440	MEM	BX	18A	GR10XX ()	00 01	=	GX1030 GX2030 GX3030 GX4030 38 18A 40 19A 42 20A 39 19B	
XA440	MEM	BY	17A	GR10XY ()	00 01	=	GY1030 GY2030 GY3030 GY4030 36 17A 34 16A 30 15A 29 14B	
XA546	TQ2	B4	13B	GR11V0	00	=		
XA546	TQ2	B4	11B	(27)	01		DB11GA DB27GA 23 11B 25 12B	
XA546	TQ2	B3	10B	GR11W0	00	=		
XA546	TQ2	B3	08B	(21)	01		GC046A GC045A 17 08B 19 09B	
XA441	MEM	BV	16B	GR11XV	00	=		
XA441	MEM	BV	15B	(33)	01		GR11W0 31 15B	
XA441	MEM	BW	17B	GR11XW	00	=		
XA441	MEM	BW	18B	(35)	01		GR11V0 37 18B	

DRAWING NUMBER 149012-860

UNIT ASSEMBLY NO. 149012

REV. E

INDEX

GR11XX

LOGIC

UNIT ASSEMBLY NAME CARD CAGE ASSY, CPU L.H.

FILE IDENT

T39B2CP1

DATE 09-03-82

PAGE

234

CONNECTOR	CIRCUIT TYPE	GROUP	TEST POINTS AND/OR	EQUATION	TEST POINT	GROUP	FACTOR	COMMENT
XA441	MEM	BX	18A	GR11XX ()	00 =	01	GX1040 GX2040 GX3040 GX4040 38 18A 40 19A 42 20A 39 19B	
XA441	MEM	BY	17A	GR11XY ()	00 =	01	GY1040 GY2040 GY3040 GY4040 36 17A 34 16A 30 15A 29 14B	
XA546	TQ2	C2	15A	GR12V0 (30)	00 =	01	DB12GA DB28GA 36 17A 34 16A	
XA546	TQ2	C1	18A	GR12W0 (38)	00 =	01	GC048A GC047A 42 20A 40 19A	
XA442	MEM	BV	16B	GR12XV (33)	00 =	01	GR12W0 31 15B	
XA442	MEM	BW	17B	GR12XW (35)	00 =	01	GR12V0 37 18B	
XA442	MEM	BX	18A	GR12XX ()	00 =	01	GX1040 GX2040 GX3040 GX4040 38 18A 40 19A 42 20A 39 19B	
XA442	MEM	BY	17A	GR12XY ()	00 =	01	GY1040 GY2040 GY3040 GY4040 36 17A 34 16A 30 15A 29 14B	
XA546	TQ2	C4	19B	GR13V0 (39)	00 =	01	DB29GA DB13GA 35 17B 37 18B	
XA546	TQ2	C3	16B	GR13W0 (33)	00 =	01	GC049A GC050A 29 14B 31 15B	
XA443	MEM	BV	16B	GR13XV (33)	00 =	01	GR13W0 31 15B	
XA443	MEM	BW	17B	GR13XW (35)	00 =	01	GR13V0 37 18B	

DRAWING NUMBER 149012-860

UNIT ASSEMBLY NO. 149012 REV. E INDEX GR13XX

LOGIC

UNIT ASSEMBLY NAME CARD CAGE ASSY, CPU L.H.

FILE IDENT T39B2CP1 DATE 09-03-82 PAGE 235

CONNECTOR	CIRCUIT TYPE	GROUP	TEST POINTS AND/OR	EQUATION	TEST POINT	DEFINITION	FACTOR	COMMENT
XA443	MEM	BX	18A	GR13XX ()	00 01	=	GX1040 GX2040 GX3040 GX4040 38 18A 40 19A 42 20A 39 19B	
XA443	MEM	BY	17A	GR13XY ()	00 01	=	GY1040 GY2040 GY3040 GY4040 36 17A 34 16A 30 15A 29 14B	
XA546	TQ2	D2	21A	GR14V0	00	=		
XA546	TQ2	D2	23A	(46)	01		DB14GA DB30GA 50 23A 48 22A	
XA546	TQ2	D1	24A	GR14W0	00	=		
XA546	TQ2	D1	26A	(52)	01		GC051A GC052A 56 26A 54 25A	
XA445	MEM	BV	16B	GR14XV	00	=		
XA445	MEM	BV	15B	(33)	01		GR14W0 31 15B	
XA445	MEM	BW	17B	GR14XW	00	=		
XA445	MEM	BW	18B	(35)	01		GR14V0 37 18B	
XA445	MEM	BX	18A	GR14XX ()	00 01	=	GX1050 GX2050 GX3050 GX4050 38 18A 40 19A 42 20A 39 19B	
XA445	MEM	BY	17A	GR14XY ()	00 01	=	GY1050 GY2050 GY3050 GY4050 36 17A 34 16A 30 15A 29 14B	
XA546	TQ2	D4	27B	GR15V0	00	=		
XA546	TQ2	D4	25B	(51)	01		DB31GA DB15GA 47 25B 49 26B	
XA546	TQ2	D3	24B	GR15W0	00	=		
XA546	TQ2	D3	22B	(45)	01		GC053A GC054A 41 22B 43 23B	
XA446	MEM	BV	16B	GR15XV	00	=		
XA446	MEM	BV	15B	(33)	01		GR15W0 31 15B	
XA446	MEM	BW	17B	GR15XW	00	=		
XA446	MEM	BW	18B	(35)	01		GR15V0 37 18B	

DRAWING NUMBER 149012-860

LOGIC

UNIT ASSEMBLY NAME CARD CAGE ASSY, CPU L.H.

FILE IDENT T39B2CP1

DATE 09-03-82

PAGE 236

CONNECTOR	CIRCUIT TYPE	A GROUP	TEST POINTS AND/OR	EQUATION	2 TEST	DESIGNATOR	FACTOR	COMMENT
KA446	MEM	BX	18A	GR15XX	00 =		GX1050 GX2050 GX3050 GX4050 38 18A 40 19A 42 20A 39 19B	
KA446	MEM	BY	17A	GR15XY	00 =		GY1050 GY2050 GY3050 GY4050 36 17A 34 16A 30 15A 29 14B	
KA548	TQ2	A2	02B	GR16V0	00 =			
KA548	TQ2	AZ	04A	(01)	01		SPA125 DB16HA 04 04A 05 03B	
KA548	TQ2	A1	05A	GR16W0	00 =			
KA548	TQ2	A1	07A	(06)	01		SPA125 GC059A 10 07A 08 06A	
KA437	MEM	CV	24B	GR16XV	00 =			
KA437	MEM	CV	23B	(45)	01		GR16W0 43 23B	
KA437	MEM	CW	25B	GR16XW	00 =			
KA437	MEM	CW	26B	(47)	01		GR16V0 49 26B	
KA437	MEM	CX	24A	GR16XX	00 =			
KA437	MEM	CX	24A	()	01		GX1060 GX2060 GX3060 GX4060 52 24A 54 25A 56 26A 51 27B	
KA437	MEM	CV	23A	GR16XY	00 =			
KA437	MEM	CV	23A	()	01		GY1060 GY2060 GY3060 GY4060 50 23A 48 22A 46 21A 41 22B	
KA548	TQ2	A4	07B	GR17V0	00 =			
KA548	TQ2	A4	05B	(15)	01		DB17HA SPA125 11 05B 13 06B	
KA548	TQ2	A3	04B	GR17W0	00 =			
KA548	TQ2	A3	02A	(09)	01		GC060A SPA125 03 02A 07 03A	
KA438	MEM	CV	24B	GR17XV	00 =			
KA438	MEM	CV	23B	(45)	01		GR17W0 43 23B	
KA438	MEM	CW	25B	GR17XW	00 =			
KA438	MEM	CW	26B	(47)	01		GR17V0 49 26B	

DRAWING NUMBER 149012-860

TM 11-5895-856-34-6/EE640-CA-MMI-060/E154 CPU/TO 31W2-2T-122-6

UNIT ASSEMBLY NO. 149012 REV. E INDEX GR17XX

UNIT ASSEMBLY NAME CARD CAGE ASSY, CPU L.H.

LOGIC

FILE IDENT T39B2CP1 DATE 09-03-82 PAGE 237

CONNECTOR	CIRCUIT TYPE	GROUP	TEST POINTS		EQUATION	TEST TERM	TEST POINT	FACTOR	COMMENT
			AND	OR					
					GR17XX	00 =			
XA438	MEM	CX	24A		()	01	GX1060 GX2060 GX3060 GX4060 52 24A 54 25A 56 26A 51 27B		
					GR17XY	00 =			
XA438	MEM	CV	23A		()	01	GY1060 GY2060 GY3060 GY4060 50 23A 48 22A 46 21A 41 22B		
XA548	TQ2	B2	09A		GR18V0	00 =			
XA548	TQ2	B2	11A		(14)	01	SPA126 DB18HA 20 11A 18 10A		
XA548	TQ2	B1	12A		GR18W0	00 =			
XA548	TQ2	B1	14A		(22)	01	SPA126 GC061A 26 14A 24 13A		
XA440	MEM	CV	24B		GR18XV	00 =			
XA440	MEM	CV	23B		(45)	01	GR18W0 43 23B		
XA440	MEM	CW	25B		GR18XW	00 =			
XA440	MEM	CW	26B		(47)	01	GR18V0 49 26B		
					GR18XX	00 =			
XA440	MEM	CX	24A		()	01	GX1060 GX2060 GX3060 GX4060 52 24A 54 25A 56 26A 51 27B		
					GR18XY	00 =			
XA440	MEM	CV	23A		()	01	GY1060 GY2060 GY3060 GY4060 50 23A 48 22A 46 21A 41 22B		
XA548	TQ2	B4	13B		GR19V0	00 =			
XA548	TQ2	B4	11B		(27)	01	DB19HA SPA126 23 11B 25 12B		
XA548	TQ2	B3	10B		GR19W0	00 =			
XA548	TQ2	B3	08B		(21)	01	GC062A SPA125 17 08B 19 09B		
XA441	MEM	CV	24B		GR19XV	00 =			
XA441	MEM	CV	23B		(45)	01	GR19W0 43 23B		
XA441	MEM	CW	25B		GR19XW	00 =			
XA441	MEM	CW	26B		(47)	01	GR19V0 49 26B		

DRAWING NUMBER 149012-860

LOGIC

UNIT ASSEMBLY NAME CARD CAGE ASSY, CPU L.H.

FILE IDENT T39B2CP1

DATE 09-03-82 PAGE

238

CONNECTOR	GROUP	BOARD	TEST POINTS AND/OR	EQUATION	J TEST	DESIG. PARTS	FACTOR	COMMENT
				GR19XX	00 =			
XA441	MEM	CX	24A	()	01		GX1070 GX2070 GX3070 GX4070 52 24A 54 25A 56 26A 51 27B	
				GR19XY	00 =			
XA441	MEM	CY	23A	()	01		GY1070 GY2070 GY3070 GY4070 50 23A 48 22A 46 21A 41 22B	
XA548	TQ2	C2	15A	GR20V0	00 =			
XA548	TQ2	C2	17A	(30)	01		SPA126 DB20HA 36 17A 34 16A	
XA548	TQ2	C1	18A	GR20W0	00 =			
XA548	TQ2	C1	20A	(38)	01		SPA126 GC064A 42 20A 40 19A	
XA442	MEM	CV	24B	GR20XV	00 =			
XA442	MEM	CV	23B	(45)	01		GR20W0 43 23B	
XA442	MEM	CW	25B	GR20XW	00 =			
XA442	MEM	CW	26B	(47)	01		GR20V0 49 26B	
				GR20XX	00 =			
XA442	MEM	CX	24A	()	01		GX1070 GX2070 GX3070 GX4070 52 24A 54 25A 56 26A 51 27B	
				GR20XY	00 =			
XA442	MEM	CY	23A	()	01		GY1070 GY2070 GY3070 GY4070 50 23A 48 22A 46 21A 41 22B	
XA548	TQ2	C4	19B	GR21V0	00 =			
XA548	TQ2	C4	17B	(39)	01		DB21HA SPA126 35 17B 37 16B	
XA548	TQ2	C3	16B	GR21W0	00 =			
XA548	TQ2	C3	14B	(33)	01		GC065A SPA126 29 14B 31 15B	
XA443	MEM	CV	24B	GR21XV	00 =			
XA443	MEM	CV	23B	(45)	01		GR21W0 43 23B	
XA443	MEM	CW	25B	GR21XW	00 =			
XA443	MEM	CW	26B	(47)	01		GR21V0 49 26B	

DRAWING NUMBER 149012-860

TM 11-5895-856-34-6/EE640-CA-MMI-060/E154 CPU/TO 31W2-2T-122-6

UNIT ASSEMBLY NO. 149012 REV. E INDEX GR21XX

UNIT ASSEMBLY NAME CARD CAGE ASSY, CPU L.H.

LOGIC

FILE IDENT T39B2CP1

DATE 09-03-82

PAGE 239

CONNECTOR	CIRCUIT TYPE	LOC.	TEST POINTS AND/OR	EQUATION	3 TER M	DESIG- NATION	FACTOR	COMMENT
XA443	MEM	CX	24A	GR21XX ()	00 = 01		GX1070 GX2070 GX3070 GX4070 52 24A 54 25A 56 26A 51 27B	
XA443	MEM	CV	23A	GR21XY ()	00 = 01		GY1070 GY2070 GY3070 GY4070 50 23A 48 22A 46 21A 41 22B	
XA548	TQ2	D2	21A	GR22V0 (46)	00 = 01		SPA126 DB22HA 50 23A 48 22A	
XA548	TQ2	D1	24A	GR22W0 (52)	00 = 01		SPA127 GC066A 56 26A 54 25A	
XA445	MEM	CV	24B	GR22XV (45)	00 = 01		GR22W0 43 23B	
XA445	MEM	CW	25B	GR22XW (47)	00 = 01		GR22V0 49 26B	
XA445	MEM	CX	24A	GR22XX ()	00 = 01		GX1080 GX2080 GX3080 GX4080 52 24A 54 25A 56 26A 51 27B	
XA445	MEM	CV	23A	GR22XY ()	00 = 01		GY1080 GY2080 GY3080 GY4080 50 23A 48 22A 46 21A 41 22B	
XA548	TQ2	D4	27B	GR23V0 (51)	00 = 01		DB23HA SPA126 47 25B 49 26B	
XA548	TQ2	D3	24B	GR23W0 (45)	00 = 01		GC067A SPA126 41 22B 43 23B	
XA446	MEM	CV	24B	GR23XV (45)	00 = 01		GR23W0 43 23B	
XA446	MEM	CW	25B	GR23XW (47)	00 = 01		GR23V0 49 26B	

DRAWING NUMBER 149012-860

LOGIC

UNIT ASSEMBLY NAME CARD CAGE ASSY, CPU L.H.

FILE IDENT T39B2CP1

DATE 09-03-82

PAGE 240

CONNECTOR	CIRCUIT TYPE	GROUP	TEST POINTS AND/OR	EQUATION	TEST YEN	DESIGNATION	FACTOR	COMMENT
KA446	MEM	CX	24A	GR23XX ()	00 = 01		GX1080 GX2080 GX3080 GX4080 52 24A 54 25A 56 26A 51 27B	
KA446	MEM	CY	23A	GR23XY ()	00 = 01		GY1080 GY2080 GY3080 GY4080 50 23A 48 22A 46 21A 41 22B	
KA544	TQ2	E2	28A	GR24V0 (60)	00 = 01		SPA123 DB24HA 64 30A 62 29A	
KA544	TQ2	E1	31A	GR24W0 (66)	00 = 01		GC069A SPA124 70 33A 68 32A	
KA437	MEM	DV	35A	GR24XV (69)	00 = 01		GR24W0 74 35B	
KA437	MEM	DW	37A	GR24XW (76)	00 = 01		GR24V0 78 38A	
KA437	MEM	DX	37B	GR24XX ()	00 = 01		GX1090 GX2090 GX3090 GX4090 75 37B 77 38B 79 39B 80 39A	
KA437	MEM	DY	36B	GR24XY ()	00 = 01		GY1090 GY2090 GY3090 GY4090 73 36B 71 36A 72 34A 65 34B	
KA544	TQ2	E4	33B	GR25V0 (63)	00 = 01		DB25HA SPA123 59 31B 61 32B	
KA544	TQ2	E3	30B	GR25W0 (57)	00 = 01		SPA123 GC070A 53 28B 55 29B	
KA438	MEM	DV	35A	GR25XV (69)	00 = 01		GR25W0 74 35B	
KA438	MEM	DW	37A	GR25XW (76)	00 = 01		GR25V0 78 38A	

DRAWING NUMBER 149012-860

UNIT ASSEMBLY NO. 149012 REV. E INDEX GR25XX

UNIT ASSEMBLY NAME CARD CAGE ASSY, CPU L.H.

LOGIC

FILE IDENT T39B2CP1 DATE 09-03-82 PAGE 241

CONNECTOR	CIRCUIT TYPE	GROUP	TEST POINTS AND/OR	EQUATION	Y TEST	DESIGNATOR	FACTOR	COMMENT
				GR25XX	00 =			
XA438	MEM	DX	37B	()	01		GX1090 GX2090 GX3090 GX4090 75 37B 77 38B 79 39B 80 39A	
				GR25XY	00 =			
XA438	MEM	DY	36B	()	01		GY1090 GY2090 GY3090 GY4090 73 36B 71 36A 72 34A 65 34B	
XA544	TQ2	F2	34A	GR26V0	00 =			
XA544	TQ2	F2	36B	(72)	01		SPA124 DB26HA 73 36B 71 36A	
XA544	TQ2	F1	37B	GR26W0	00 =			
XA544	TQ2	F1	39B	(75)	01		SPA124 GC071A 79 39B 77 38B	
XA440	MEM	DV	35A	GR26XV	00 =			
XA440	MEM	DV	35B	(69)	01		GR26W0 74 35B	
XA440	MEM	DW	37A	GR26XW	00 =			
XA440	MEM	DW	38A	(76)	01		GR26V0 78 38A	
				GR26XX	00 =			
XA440	MEM	DX	37B	()	01		GX1090 GX2090 GX3090 GX4090 75 37B 77 38B 79 39B 80 39A	
				GR26XY	00 =			
XA440	MEM	DY	36B	()	01		GY1090 GY2090 GY3090 GY4090 73 36B 71 36A 72 34A 65 34B	
XA546	TQ2	E2	28A	GR27V0	00 =			
XA546	TQ2	E2	30A	(60)	01		DB27HA SPA124 64 30A 62 29A	
XA546	TQ2	E1	31A	GR27W0	00 =			
XA546	TQ2	E1	33A	(66)	01		GC072A SPA125 70 33A 68 32A	
XA441	MEM	DV	35A	GR27XV	00 =			
XA441	MEM	DV	35B	(69)	01		GR27W0 74 35B	
XA441	MEM	DW	37A	GR27XW	00 =			
XA441	MEM	DW	38A	(76)	01		GR27V0 78 38A	

DRAWING NUMBER 149012-860

LOGIC

UNIT ASSEMBLY NAME CARD CAGE ASSY, CPU L.H.

FILE IDENT T39B2CP1

DATE 09-03-82

PAGE 242

CONNECTOR	CIRCUIT TYPE	SOCKET	TEST POINTS AND OR	EQUATION	TERM	DEFINITION	FACTOR	COMMENT
XA441	MEM	DX	37B	GR27XX ()	00 = 01		GX1100 GX2100 GX3100 GX4100 75 37B 77 38B 79 39B 80 39A	
XA441	MEM	DY	36B	GR27XY ()	00 = 01		GY1100 GY2100 GY3100 GY4100 73 36B 71 36A 72 34A 65 34B	
XA546	TQ2	E4	33B	GR28V0	00 =			
XA546	TQ2	E4	31B	(63)	01		DB28HA SPA124 59 31B 61 32B	
XA546	TQ2	E3	30B	GR28W0	00 =			
XA546	TQ2	E3	28B	(57)	01		GC074A SPA124 53 28B 55 29B	
XA442	MEM	DV	35A	GR28XV	00 =			
XA442	MEM	DV	35B	(69)	01		GR28W0 74 35B	
XA442	MEM	DW	37A	GR28XW	00 =			
XA442	MEM	DW	38A	(76)	01		GR28V0 78 38A	
				GR28XX	00 =			
XA442	MEM	DX	37B	()	01		GX1100 GX2100 GX3100 GX4100 75 37B 77 38B 79 39B 80 39A	
				GR28XY	00 =			
XA442	MEM	DY	36B	()	01		GY1100 GY2100 GY3100 GY4100 73 36B 71 36A 72 34A 65 34B	
XA546	TQ2	F2	34A	GR29V0	00 =			
XA546	TQ2	F2	36B	(72)	01		SPA125 DB29HA 73 36B 71 36A	
XA546	TQ2	F1	37B	GR29W0	00 =			
XA546	TQ2	F1	39B	(75)	01		SPA125 GC075A 79 39B 77 38B	
XA443	MEM	DV	35A	GR29XV	00 =			
XA443	MEM	DV	35B	(69)	01		GR29W0 74 35B	
XA443	MEM	DW	37A	GR29XW	00 =			
XA443	MEM	DW	38A	(76)	01		GR29V0 78 38A	

DRAWING NUMBER 149012-860

LOGIC

UNIT ASSEMBLY NAME CARD CAGE ASSY, CPU L.H.

FILE IDENT T39B2CP1

DATE 09-03-82 PAGE

243

CONNECTOR	CIRCUIT GROUP	TEST POINTS AND OR	EQUATION	TEST POINT	DESIGNATOR	FACTOR	COMMENT
XA443	MEM DX	37B	GR29XX ()	00 = 01		GX1100 GX2100 GX3100 GX4100 75 37B 77 38B 79 39B 80 39A	
XA443	MEM DY	36B	GR29XY ()	00 = 01		GY1100 GY2100 GY3100 GY4100 73 36B 71 36A 72 34A 65 34B	
XA548	TQ2 E2	28A	GR30V0 (60)	00 = 01		SPA127 DB30HA 64 30A 62 29A	
XA548	TQ2 E1	31A	GR30W0 (66)	00 = 01		SPA127 GC076A 70 33A 68 32A	
XA445	MEM DV	35A	GR30XV (69)	00 = 01		GR30W0 74 35B	
XA445	MEM DW	37A	GR30XW (76)	00 = 01		GR30V0 78 38A	
XA445	MEM DX	37B	GR30XX ()	00 = 01		GX1110 GX2110 GX3110 GX4110 75 37B 77 38B 79 39B 80 39A	
XA445	MEM DY	36B	GR30XY ()	00 = 01		GY1110 GY2110 GY3110 GY4110 73 36B 71 36A 72 34A 65 34B	
XA548	TQ2 E4	33B	GR31V0 (63)	00 = 01		DB31HA SPA127 59 31B 61 32B	
XA548	TQ2 E3	30B	GR31W0 (57)	00 = 01		SPA127 GC077A 53 28B 55 29B	
XA446	MEM DV	35A	GR31XV (69)	00 = 01		GR31W0 74 35B	
XA446	MEM DW	37A	GR31XW (76)	00 = 01		GR31V0 78 38A	

DRAWING NUMBER 149012-860

LOGIC

UNIT ASSEMBLY NAME CARD CAGE ASSY, CPU L.H.

FILE IDENT T39B2CP1

DATE 09-03-82

PAGE 244

CONNECTOR	TYPE	3 000	TEST POINTS AND/OR	EQUATION	3 REV	DESIG NATION	FACTOR	COMMENT
KA446	HEW	DX	37B	GR31XX ()	00 =		GX1110 GX2110 GX3110 GX4110 75 37B 77 38B 79 39B 80 39A	
KA446	HEW	DY	36B	GR31XY ()	00 =		GY1110 GY2110 GY3110 GY4110 73 36B 71 36A 72 34A 65 34B	
KA451	TQ2	A1	05A	GX100A	00 =			
KA451	TQ2	A1	07A	(06)	01		CMG7P0 CMG6P0 10 07A 08 06A	
KA447	TQ2	A1	05A	GX1000	00 =			
KA447	TQ2	A1	07A	(06)	01		SPA095 GX100A 10 07A 08 06A	
KA447	TQ2	A3	04B	GX1010	00 =			
KA447	TQ2	A3	02A	(09)	01		SPA095 GX100A 03 02A 07 03A	
KA447	TQ2	B1	12A	GX1020	00 =			
KA447	TQ2	B1	14A	(22)	01		SPA095 GX100A 26 14A 24 13A	
KA447	TQ2	B3	10B	GX1030	00 =			
KA447	TQ2	B3	08B	(21)	01		SPA095 GX100A 17 08B 19 09B	
KA447	TQ2	C1	18A	GX1040	00 =			
KA447	TQ2	C1	20A	(38)	01		SPA096 GX100A 42 20A 40 19A	
KA447	TQ2	C3	16B	GX1050	00 =			
KA447	TQ2	C3	14B	(33)	01		SPA095 GX100A 29 14B 31 15B	
KA451	TQ2	E1	31A	GX106A	00 =			
KA451	TQ2	E1	33A	(66)	01		CMG7P0 CMG6P0 70 33A 68 32A	
KA447	TQ2	D1	24A	GX1060	00 =			
KA447	TQ2	D1	26A	(52)	01		SPA096 GX106A 56 26A 54 25A	
KA447	TQ2	D3	24B	GX1070	00 =			
KA447	TQ2	D3	22B	(45)	01		SPA096 GX106A 41 22B 43 23B	

DRAWING NUMBER 149012-860

TM 11-5895-856-34-6/EE640-CA-MMI-060/E154 CPU/TO 31W2-2T-122-6

UNIT ASSEMBLY NO. 149012 REV. E INDEX GX1080

UNIT ASSEMBLY NAME CARD CAGE ASSY, CPU L.H.

LOGIC

FILE IDENT T39B2CP1

DATE 09-03-82

PAGE 245

CONNECTOR	GROUP	TEST POINTS AND/OR	EQUATION	TEST	DESIGNATION	FACTOR	COMMENT
XA447	TQ2	E1 31A	GX1080	00 =			
XA447	TQ2	E1 33A	(66)	01		SPA097 GX106A 70 33A 68 32A	
XA447	TQ2	E3 30B	GX1090	00 =			
XA447	TQ2	E3 28B	(57)	01		SPA096 GX106A 53 28B 55 29B	
XA447	TQ2	F1 37B	GX1100	00 =			
XA447	TQ2	F1 39B	(75)	01		SPA097 GX106A 79 39B 77 38B	
XA447	TQ2	F3 35A	GX1110	00 =			
XA447	TQ2	F3 34B	(69)	01		SPA096 GX106A 65 34B 74 35B	
XA451	TQ2	A3 04B	GX200A	00 =			
XA451	TQ2	A3 02A	(09)	01		CMG6P0 CMG7Q0 03 02A 07 03A	
XA448	TQ2	A1 05A	GX2000	00 =			
XA448	TQ2	A1 07A	(06)	01		SPA097 GX200A 10 07A 08 06A	
XA448	TQ2	A3 04B	GX2010	00 =			
XA448	TQ2	A3 02A	(09)	01		SPA097 GX200A 03 02A 07 03A	
XA448	TQ2	B1 12A	GX2020	00 =			
XA448	TQ2	B1 14A	(22)	01		SPA098 GX200A 26 14A 24 13A	
XA448	TQ2	B3 10B	GX2030	00 =			
XA448	TQ2	B3 08B	(21)	01		SPA097 GX200A 17 08B 19 09B	
XA448	TQ2	C1 18A	GX2040	00 =			
XA448	TQ2	C1 20A	(38)	01		SPA098 GX200A 42 20A 40 19A	
XA448	TQ2	C3 16B	GX2050	00 =			
XA448	TQ2	C3 14B	(33)	01		SPA098 GX200A 29 14B 31 15B	
XA451	TQ2	E3 30B	GX206A	00 =			
XA451	TQ2	E3 28B	(57)	01		CMG7Q0 CMG6P0 53 28B 55 29B	

DRAWING NUMBER 149012-860

TM 11-5895-856-34-6/EE640-CA-MMI-060/E154 CPU/TO 31W2-2T-122-6

UNIT ASSEMBLY NO. 149012 REV. E INDEX GX2060

UNIT ASSEMBLY NAME CARD CAGE ASSY, CPU L.H.

LOGIC

FILE IDENT T39B2CP1

DATE 09-03-82

PAGE 246

CONNECTOR	CIRCUIT TYPE	GROUP	TEST POINTS AND OR	EQUATION	TERM	DESIGNATOR	FACTOR	COMMENT
XA448	TQ2	D1	24A	GX2060	00	=		
XA448	TQ2	D1	26A	(52)	01		SPA099 GX206A 56 26A 54 25A	
XA448	TQ2	D3	24B	GX2070	00	=		
XA448	TQ2	D3	22B	(45)	01		SPA098 GX206A 41 22B 43 23B	
XA448	TQ2	E1	31A	GX2080	00	=		
XA448	TQ2	E1	33A	(66)	01		SPA099 GX206A 70 33A 68 32A	
XA448	TQ2	E3	30B	GX2090	00	=		
XA448	TQ2	E3	28B	(57)	01		SPA098 GX206A 53 28B 55 29B	
XA448	TQ2	F1	37B	GX2100	00	=		
XA448	TQ2	F1	39B	(75)	01		SPA099 GX206A 79 39B 77 38B	
XA448	TQ2	F3	35A	GX2110	00	=		
XA448	TQ2	F3	34B	(69)	01		SPA099 GX206A 65 34B 74 35B	
XA451	TQ2	B1	12A	GX300A	00	=		
XA451	TQ2	B1	14A	(22)	01		CMG790 CMG600 26 14A 24 13A	
XA449	TQ2	A1	05A	GX3000	00	=		
XA449	TQ2	A1	07A	(06)	01		SPA100 GX300A 10 07A 08 06A	
XA449	TQ2	A3	04B	GX3010	00	=		
XA449	TQ2	A3	02A	(09)	01		SPA099 GX300A 03 02A 07 03A	
XA449	TQ2	B1	12A	GX3020	00	=		
XA449	TQ2	B1	14A	(22)	01		SPA100 GX300A 26 14A 24 13A	
XA449	TQ2	B3	10B	GX3030	00	=		
XA449	TQ2	B3	08B	(21)	01		SPA100 GX300A 17 08B 19 09B	
XA449	TQ2	C1	18A	GX3040	00	=		
XA449	TQ2	C1	20A	(38)	01		SPA101 GX300A 42 20A 40 19A	

DRAWING NUMBER 149012-860

UNIT ASSEMBLY NO. 149012 REV. E INDEX GX3050

UNIT ASSEMBLY NAME CARD CAGE ASSY, CPU L.H.

LOGIC

FILE IDENT T39B2CP1 DATE 09-03-82 PAGE 247

CONNECTOR	CIRCUIT TYPE	GROUP	TEST POINTS AND/OR	EQUATION	TEST TYPE	DESIG. SYMBOL	FACTOR	COMMENT
XA449	TQ2	C3	16B	GX3050	00	=		
XA449	TQ2	C3	14B	(33)	01		SPA100 GX300A 29 14B 31 15B	
XA451	TQ2	F1	37B	GX306A	00	=		
XA451	TQ2	F1	39B	(75)	01		CMG7P0 CMG6Q0 79 39B 77 38B	
XA449	TQ2	D1	24A	GX3060	00	=		
XA449	TQ2	D1	26A	(52)	01		SPA101 GX306A 56 26A 54 25A	
XA449	TQ2	D3	24B	GX3070	00	=		
XA449	TQ2	D3	22B	(45)	01		SPA100 GX306A 41 22B 43 23B	
XA449	TQ2	E1	31A	GX3080	00	=		
XA449	TQ2	E1	33A	(66)	01		SPA101 GX306A 70 33A 68 32A	
XA449	TQ2	E3	30B	GX3090	00	=		
XA449	TQ2	E3	28B	(57)	01		SPA101 GX306A 53 28B 55 29B	
XA449	TQ2	F1	37B	GX3100	00	=		
XA449	TQ2	F1	39B	(75)	01		SPA102 GX306A 79 39B 77 38B	
XA449	TQ2	F3	35A	GX3110	00	=		
XA449	TQ2	F3	34B	(69)	01		SPA101 GX306A 65 34B 74 35B	
XA451	TQ2	B3	10B	GX400A	00	=		
XA451	TQ2	B3	08B	(21)	01		CMG7Q0 CMG6Q0 17 08B 19 09B	
XA450	TQ2	A1	05A	GX4000	00	=		
XA450	TQ2	A1	07A	(06)	01		SPA102 GX400A 10 07A 08 06A	
XA450	TQ2	A3	04B	GX4010	00	=		
XA450	TQ2	A3	02A	(09)	01		SPA102 GX400A 03 02A 07 03A	
XA450	TQ2	B1	12A	GX4020	00	=		
XA450	TQ2	B1	14A	(22)	01		SPA102 GX400A 26 14A 24 13A	

DRAWING NUMBER 149012-860

LOGIC

UNIT ASSEMBLY NAME CARD CAGE ASSY, CPU L.H.

FILE IDENT T39B2CP1

DATE 09-03-82 PAGE

248

CONNECTOR	CIRCUIT TYPE	GROUP	TEST POINTS	EQUATION	TEST	REG. OR EX. NO.	FACTOR	COMMENT
			AND OR					
KA450	TQ2	B3	10B	GX4030	00	=		
KA450	TQ2	B3	08B	(71)	01		GX400A SPA102 17 08B 19 09B	
KA450	TQ2	C1	18A	GX4040	00	=		
KA450	TQ2	C1	20A	(38)	01		SPA103 GX400A 42 20A 40 19A	
KA450	TQ2	C3	16B	GX4050	00	=		
KA450	TQ2	C3	14B	(33)	01		SPA103 GX400A 29 14B 31 15B	
KA451	TQ2	F3	35A	GX406A	00	=		
KA451	TQ2	F3	34B	(69)	01		CMG700 CMG600 65 34B 74 35B	
KA450	TQ2	D1	24A	GX4060	00	=		
KA450	TQ2	D1	26A	(52)	01		SPA103 GX406A 56 26A 54 25A	
KA450	TQ2	D3	24B	GX4070	00	=		
KA450	TQ2	D3	22B	(45)	01		SPA103 GX406A 41 22B 43 23B	
KA450	TQ2	E1	31A	GX4080	00	=		
KA450	TQ2	E1	33A	(66)	01		GX406A SPA104 70 33A 68 32A	
KA450	TQ2	E3	30B	GX4090	00	=		
KA450	TQ2	E3	28B	(57)	01		SPA103 GX406A 53 28B 55 29B	
KA450	TQ2	F1	37B	GX4100	00	=		
KA450	TQ2	F1	39B	(75)	01		SPA104 GX406A 79 39B 77 38B	
KA450	TQ2	F3	35A	GX4110	00	=		
KA450	TQ2	F3	34B	(69)	01		GX406A SPA104 65 34B 74 35B	
KA451	TQ2	A2	02B	GY100A	00	=		
KA451	TQ2	A2	04A	(01)	01		CMG3P0 CMG4P0 04 04A 05 03B	
KA447	TQ2	A2	02B	GY1000	00	=		
KA447	TQ2	A2	04A	(01)	01		GY100A SPA095 04 04A 05 03B	

DRAWING NUMBER 149012-860

LOGIC

UNIT ASSEMBLY NAME CARD CAGE ASSY, CPU L.H.

FILE IDENT T39B2CP1

DATE 09-03-82 PAGE

250

CONNECTOR	POINT	GROUP	TEST POINTS AND OR	EQUATION	TEST	DESIG. NATOR	FACTOR	COMMENT
XA451	TQ2	A4	07B	GY200A	00	=		
XA451	TQ2	A4	05B	(15)	01		CMG4P0 CMG5Q0 11 05B 13 06B	
XA448	TQ2	A2	02B	GY2000	00	=		
XA448	TQ2	A2	04A	(01)	01		GY200A SPA097 04 04A 05 03B	
XA448	TQ2	A4	07B	GY2010	00	=		
XA448	TQ2	A4	05B	(15)	01		SPA097 GY200A 11 05B 13 06B	
XA448	TQ2	B2	09A	GY2020	00	=		
XA448	TQ2	B2	11A	(14)	01		SPA097 GY200A 20 11A 18 10A	
XA448	TQ2	B4	13B	GY2030	00	=		
XA448	TQ2	B4	11B	(27)	01		SPA098 GY200A 23 11B 25 12B	
XA448	TQ2	C2	15A	GY2040	00	=		
XA448	TQ2	C2	17A	(30)	01		SPA098 GY200A 36 17A 34 16A	
XA448	TQ2	C4	19B	GY2050	00	=		
XA448	TQ2	C4	17B	(39)	01		GY200A SPA098 35 17B 37 18B	
XA451	TQ2	E4	33B	GY206A	00	=		
XA451	TQ2	E4	31B	(63)	01		CMG5Q0 CMG4P0 59 31B 61 32B	
XA448	TQ2	D2	21A	GY2060	00	=		
XA448	TQ2	D2	23A	(46)	01		GY206A SPA098 50 23A 48 22A	
XA448	TQ2	D4	27B	GY2070	00	=		
XA448	TQ2	D4	25B	(51)	01		SPA098 GY206A 47 25B 49 26B	
XA448	TQ2	E2	28A	GY2080	00	=		
XA448	TQ2	E2	30A	(60)	01		SPA099 GY206A 64 30A 62 29A	
XA448	TQ2	E4	33B	GY2090	00	=		
XA448	TQ2	E4	31B	(63)	01		SPA099 GY206A 59 31B 61 32B	

DRAWING NUMBER 149012-860

UNIT ASSEMBLY NO. 149012 REV. E INDEX GY2100

UNIT ASSEMBLY NAME CARD CAGE ASSY, CPU L.H.

LOGIC

FILE IDENT T39B2CP1 DATE 09-03-82 PAGE 251

CONNECTOR	TEST POINTS AND/OR	EQUATION	TEST	DESIGNATOR	FACTOR	COMMENT
XA448	TQ2 F2 34A	GY2100	00 =			
XA448	TQ2 F2 36B	(72)	01		SPA099 GY206A 73 36B 71 36A	
XA448	TQ2 F4 39A	GY2110	00 =			
XA448	TQ2 F4 37A	(80)	01		GY206A SPA099 76 37A 78 38A	
XA451	TQ2 B2 09A	GY300A	00 =			
XA451	TQ2 B2 11A	(14)	01		CMG5P0 CMG4Q0 20 11A 18 10A	
XA449	TQ2 A2 02B	GY3000	00 =			
XA449	TQ2 A2 04A	(01)	01		GY300A SPA099 04 04A 05 03B	
XA449	TQ2 A4 07B	GY3010	00 =			
XA449	TQ2 A4 05B	(15)	01		SPA100 GY300A 11 05B 13 06B	
XA449	TQ2 B2 09A	GY3020	00 =			
XA449	TQ2 B2 11A	(14)	01		SPA100 GY300A 20 11A 18 10A	
XA449	TQ2 B4 13B	GY3030	00 =			
XA449	TQ2 B4 11B	(27)	01		SPA100 GY300A 23 11B 25 12B	
XA449	TQ2 C2 15A	GY3040	00 =			
XA449	TQ2 C2 17A	(30)	01		SPA100 GY300A 36 17A 34 16A	
XA449	TQ2 C4 19B	GY3050	00 =			
XA449	TQ2 C4 17B	(39)	01		GY300A SPA100 35 17B 37 18B	
XA451	TQ2 F2 34A	GY306A	00 =			
XA451	TQ2 F2 36B	(72)	01		CMG5P0 CMG4Q0 73 36B 71 36A	
XA449	TQ2 D2 21A	GY3060	00 =			
XA449	TQ2 D2 23A	(46)	01		GY306A SPA101 50 23A 48 22A	
XA449	TQ2 D4 27B	GY3070	00 =			
XA449	TQ2 D4 25B	(51)	01		SPA101 GY306A 47 25B 49 26B	

DRAWING NUMBER 149012-860

TM 11-5895-856-34-6/EE640-CA-MMI-060/E154 CPU/TO 31W2-2T-122-6

UNIT ASSEMBLY NO. 149012 REV. E INDEX GY3080

UNIT ASSEMBLY NAME CARD CAGE ASSY, CPU L.H.

LOGIC

FILE IDENT T39B2CP1

DATE 09-03-82

PAGE

252

CONNECTOR	CPU	GROUP	TEST POINTS	EQUATION	TEST	DESIG-NATOR	FACTOR	COMMENT
			AND OR					
XA449	TQ2	E2	28A	GY3080	00	=		
XA449	TQ2	E2	30A	(60)	01		SPA101 GY306A 64 30A 62 29A	
XA449	TQ2	E4	33B	GY3090	00	=		
XA449	TQ2	E4	31B	(63)	01		SPA101 GY306A 59 31B 61 32B	
XA449	TQ2	F2	34A	GY3100	00	=		
XA449	TQ2	F2	36B	(72)	01		SPA101 GY306A 73 36B 71 36A	
XA449	TQ2	F4	39A	GY3110	00	=		
XA449	TQ2	F4	37A	(80)	01		GY306A SPA102 76 37A 78 38A	
XA451	TQ2	B4	13B	GY400A	00	=		
XA451	TQ2	B4	11B	(27)	01		CHG500 CHG400 23 11B 25 12B	
XA450	TQ2	A2	02B	GY4000	00	=		
XA450	TQ2	A2	04A	(01)	01		GY400A SPA102 04 04A 05 03B	
XA450	TQ2	A4	07B	GY4010	00	=		
XA450	TQ2	A4	05B	(15)	01		SPA102 GY400A 11 05B 13 06B	
XA450	TQ2	B2	09A	GY4020	00	=		
XA450	TQ2	B2	11A	(14)	01		GY400A SPA102 20 11A 18 10A	
XA450	TQ2	B4	13B	GY4030	00	=		
XA450	TQ2	B4	11B	(27)	01		GY400A SPA102 23 11B 25 12B	
XA450	TQ2	C2	15A	GY4040	00	=		
XA450	TQ2	C2	17A	(30)	01		SPA103 GY400A 36 17A 34 16A	
XA450	TQ2	C4	19B	GY4050	00	=		
XA450	TQ2	C4	17B	(39)	01		GY400A SPA103 35 17B 37 18B	
XA451	TQ2	F4	39A	GY406A	00	=		
XA451	TQ2	F4	37A	(80)	01		CHG500 CHG400 76 37A 78 38A	

DRAWING NUMBER 149012-860

LOGIC

UNIT ASSEMBLY NAME CARD CAGE ASSY, CPU L.H.

FILE IDENT T39B2CP1

DATE 09-03-82 PAGE

253

CONNECTOR	GROUP	POINT	TEST POINTS AND/OR	EQUATION	TEST	DESIGN	FACTOR	COMMENT
XA450	TQ2	D2	21A	GY4060	00	=		
XA450	TQ2	D2	23A	(46)	01	=	GY406A SPA103 50 23A 48 22A	
XA450	TQ2	D4	27B	GY4070	00	=		
XA450	TQ2	D4	25B	(51)	01	=	SPA103 GY406A 47 25B 49 26B	
XA450	TQ2	E2	28A	GY4080	00	=		
XA450	TQ2	E2	30A	(60)	01	=	SPA104 GY406A 64 30A 62 29A	
XA450	TQ2	E4	33B	GY4090	00	=		
XA450	TQ2	E4	31B	(63)	01	=	SPA103 GY406A 59 31B 61 32B	
XA450	TQ2	F2	34A	GY4100	00	=		
XA450	TQ2	F2	36B	(72)	01	=	GY406A SPA104 73 36B 71 36A	
XA450	TQ2	F4	39A	GY4110	00	=		
XA450	TQ2	F4	37A	(80)	01	=	GY406A SPA104 76 37A 78 38A	
				JDB00B4	00	=		
XA316	YLD	D4	27B	()	01	=	TB00TD 51 27B	
				JDB01B4	00	=		
XA316	YLD	D3	24B	()	01	=	TB01TD 45 24B	
				JDB02B4	00	=		
XA316	YLD	D2	21A	()	01	=	TB02TD 46 21A	
				JDB03B4	00	=		
XA316	YLD	D1	24A	()	01	=	TB03TD 52 24A	
				JDB04B4	00	=		
XA315	YLD	D4	27B	()	01	=	TB04TD 51 27B	
				JDB05B4	00	=		
XA315	YLD	D3	24B	()	01	=	TB05TD 45 24B	

DRAWING NUMBER 149012-860

UNIT ASSEMBLY NO. 149012

REV. E

INDEX

JDB06B4

LOGIC

UNIT ASSEMBLY NAME CARD CAGE ASSY, CPU L.H.

FILE IDENT

T39B2CP1

DATE 09-03-82

PAGE

254

CONNECTOR	GROUP	POINT	TEST POINTS	EQUATION	3	TEST	DESIG	FACTOR	COMMENT
KA315	TLD	D2	21A	JDB06B4 ()	00 =	01	YB06YD 46 21A		
KA315	TLD	D1	24A	JDB07B4 ()	00 =	01	YB07YD 52 24A		
KA314	TLD	F4	39A	JDB08B4 ()	00 =	01	YB08YD 80 39A		
KA314	TLD	F3	35A	JDB09B4 ()	00 =	01	YB09YD 69 35A		
KA314	TLD	F2	34A	JDB10B4 ()	00 =	01	YB10YD 72 34A		
KA314	TLD	F1	37B	JDB11B4 ()	00 =	01	YB11YD 75 37B		
KA314	TLD	E4	33B	JDB12B4 ()	00 =	01	YB12YD 63 33B		
KA314	TLD	E3	30B	JDB13B4 ()	00 =	01	YB13YD 57 30B		
KA314	TLD	E2	28A	JDB14B4 ()	00 =	01	YB14YD 60 28A		
KA314	TLD	E1	31A	JDB15B4 ()	00 =	01	YB15YD 66 31A		
KA314	TLD	D4	27B	JDB16B4 ()	00 =	01	YB16YD 51 27B		
KA314	TLD	D3	24B	JDB17B4 ()	00 =	01	YB17YD 45 24B		

DRAWING NUMBER 149012-860

UNIT ASSEMBLY NO. 149012 REV. E INDEX JDB18B4

LOGIC

UNIT ASSEMBLY NAME CARD CAGE ASSY, CPU L.H.

FILE IDENT T39B2CP1 DATE 09-03-82 PAGE 255

CONNECTOR	GROUP	TEST POINTS AND/OR	EQUATION	TEST	DESIGNATOR	FACTOR	COMMENT
			JDB18B4	00 =			
XA314	YLD D2	21A	()	01		TB18TD 46 21A	
			JDB19B4	00 =			
XA314	YLD D1	24A	()	01		TB19TD 52 24A	
			JDB20B4	00 =			
XA314	YLD C4	19B	()	01		TB20TD 39 19B	
			JDB21B4	00 =			
XA314	YLD C3	16B	()	01		TB21TD 33 16B	
			JDB22B4	00 =			
XA314	YLD C2	15A	()	01		TB22TD 30 15A	
			JDB23B4	00 =			
XA314	YLD C1	18A	()	01		TB23TD 38 18A	
			JDB24B4	00 =			
XA314	YLD B4	13B	()	01		TB24TD 27 13B	
			JDB25B4	00 =			
XA314	YLD B3	10B	()	01		TB25TD 21 10B	
			JDB26B4	00 =			
XA314	YLD B2	09A	()	01		TB26TD 14 09A	
			JDB27B4	00 =			
XA314	YLD B1	12A	()	01		TB27TD 22 12A	
			JDB28B4	00 =			
XA314	YLD A4	07B	()	01		TB28TD 15 07B	
			JDB29B4	00 =			
XA314	YLD A3	04B	()	01		TB29TD 09 04B	

DRAWING NUMBER 149012-860

UNIT ASSEMBLY NO. 149012

REV. E

INDEX JDB30B4

LOGIC

UNIT ASSEMBLY NAME CARD CAGE ASSY, CPU L.H.

FILE IDENT T39B2CP1

DATE 09-03-82

PAGE

256

CONNECTOR	GROUP	BOARD	TEST POINTS AND/OR	EQUATION	NEW	DISC	FACTOR	COMMENT
KA314	TLD	AZ	02B	JDB30B4 ()	00 = 01		YB30YD 01 02B	
KA314	TLD	AI	05A	JDB31B4 ()	00 = 01		YB31YD 06 05A	
KA410	TQ2	E1	32A	JMTSCO ()	00 = 01		JMTSCB WDD0JA 68 32A 70 33A	
KA315	TLD	C2	15A	KBAY1D (30)	00 = 01			GND TO PWR ON F/P
KA315	TLD	C2	17A				SPI020 SPI021 36 17A 34 16A	
KA508	TQ2	E2	28A	MACPTA (60)	00 = 01		MACPT0X SPI041 64 30A 62 29A	
KA508	TQ2	E2	30A					
XA507	DCF	A3	07B	MACPTDX (17)	00 = 01			YACPOB BUSS
XA507	DCF	A3	05A				CYMPLO 06 05A	
XA507	DCF	A4	06B	MACPTOX (15)	00 = 01			
XA507	DCF	A4	05B				MYGN5A 13 05B	
XA507	DCF	B1	10B	MADDCDX (27)	00 = 01			YADCDB BUSS
XA507	DCF	B1	13A				MYGN0A 36 13A	
XA507	DCF	B2	11B	MADDCOX (29)	00 = 01			
XA507	DCF	B2	12B				MC0870 31 12B	
KA421	TDD	JI	32A	MA00BI ()	00 = 01			DATA BUS- 16
KA421	TDD	JI	32A				DB16DB 68 32A	
KA421	TDD	JN	33A	MA00BN ()	00 = 01			
KA421	TDD	JN	33A				MA00NA 70 33A	
KA421	TDD	JP	31B	MA00BP (59)	00 = 01			
KA421	TDD	JP	31A				SPA082 66 31A	

DRAWING NUMBER 149012-860

LOGIC

UNIT ASSEMBLY NAME CARD CAGE ASSY, CPU L.H.

FILE IDENT T39B2CP1

DATE 09-03-82

PAGE 257

CONNECTOR	CIRCUIT TYPE	GROUP	TEST POINTS AND/OR	EQUATION	3 TERM	DESIGNATOR	FACTOR	COMMENT
XA421	TDD	JQ	32B	MA00B0	00	=		
XA421	TDD	JQ	33B	(61)	01		SPA083 63 33B	
XA419	TQ2	F1	37B	MA00NA	00	=		MA0003 CLOCK
XA419	TQ2	F1	39B	(75)	01		MA0010 CLJCM8 79 39B 77 38B	
XA425	TT3	F2	35B	MA000A	00	=		
XA425	TY3	F2	36A	(74)	01		CMN28P CMN1BQ CMNOBP 71 36A 72 34A 65 34B	
XA417	TQ2	F1	37B	MA0010	00	=		
XA417	TQ2	F1	39B	(75)	01		SPA080 MA000A 79 39B 77 38B	
XA425	TT3	F3	39A	MA002A	00	=		
XA425	TY3	F3	35A	(80)	01		CMN1BQ CMN2BP CMNOBQ 69 35A 76 37A 78 38A	
XA433	TQ2	E1	31A	MA0030	00	=		
XA433	TQ2	E1	33A	(66)	01		SPA092 MA002A 70 33A 68 32A	
XA433	TQ2	E2	28A	MA0040	00	=		
XA433	TQ2	E2	30A	(60)	01		MA002A SPA092 64 30A 62 29A	
XA535	TQ2	D1	24A	MA005A	00	=		
XA535	TQ2	D1	26A	(52)	01		CMNOBQ MK10BQ 56 26A 54 25A	
XA536	TQ2	F2	34A	MA0060	00	=		
XA536	TQ2	F2	36B	(72)	01		SPA122 MA005A 73 36B 71 36A	
XA536	TQ2	F3	35A	MA0070	00	=		
XA536	TQ2	F3	34B	(69)	01		MA005A SPA122 65 34B 74 35B	
				MA018I	00	=		
XA422	TDD	J1	32A	()	01		DB170B 68 32A	DATA BUS- 17
				MA018N	00	=		
XA422	TDD	JN	33A	()	01		MA00NA 70 33A	

DRAWING NUMBER 149012-860

UNIT ASSEMBLY NO. 149012

REV. E

INDEX

MA01BP

LOGIC

UNIT ASSEMBLY NAME CARD CAGE ASSY, CPU L.H.

FILE IDENT

T39B2CP1

DATE 09-03-82

PAGE

258

CONNECTOR	CIRCUIT GROUP	TEST POINTS AND/OR	EQUATION	TEST POINT	DESIGNATION	FACTOR	COMMENT
XA422	TDD	JP 31B	MA01BP	00 =			
XA422	TDD	JP 31A	(59)	01	SPA086 66 31A		
XA422	TDD	JQ 32B	MA01BQ	00 =			
XA422	TDD	JQ 33B	(61)	01	SPA085 63 33B		
			MA02BI	00 =			
XA423	TDD	JI 32A	()	01	DB18DB 68 32A		DATA BUS- 18
			MA02BN	00 =			
XA423	TDD	JN 33A	()	01	MA00NA 70 33A		
XA423	TDD	JP 31B	MA02BP	00 =			
XA423	TDD	JP 31A	(59)	01	SPA088 66 31A		
XA423	TDD	JQ 32B	MA02BQ	00 =			
XA423	TDD	JQ 33B	(61)	01	SPA087 63 33B		
			MA03BI	00 =			
XA424	TDD	JI 32A	()	01	DB19DB 68 32A		DATA BUS- 19
			MA03BN	00 =			
XA424	TDD	JN 33A	()	01	MA00NA 70 33A		
XA424	TDD	JP 31B	MA03BP	00 =			
XA424	TDD	JP 31A	(59)	01	SPA090 66 31A		
XA424	TDD	JQ 32B	MA03BQ	00 =			
XA424	TDD	JQ 33B	(61)	01	SPA089 63 33B		
			MA04BI	00 =			
XA421	TDD	KI 29A	()	01	DB20DB 62 29A		DATA BUS- 20
			MA04BN	00 =			
XA421	TDD	KN 28A	()	01	MA04NA 60 28A		

DRAWING NUMBER 149012-860

LOGIC

UNIT ASSEMBLY NAME CARD CAGE ASSY, CPU L.H.

FILE IDENT T39B2CP1

DATE 09-03-82 PAGE

259

CONNECTOR	CIRCUIT TYPE	TEST POINTS AND/OR	EQUATION	JERRY	DESIGNATION	FACTOR	COMMENT
XA421	TDD	KP 30B	MA04BP	00 =			
XA421	TDD	KP 30A	(57)	01		SPA082 64 30A	
XA421	TDD	KQ 29B	MA04BQ	00 =			
XA421	TDD	KQ 28B	(55)	01		SPA083 53 28B	
XA419	TQ2	F2 34A	MA04NA	00 =			MA0407 CLOCK
XA419	TQ2	F2 36B	(72)	01		MA0010 CLOCMB 73 36B 71 36A	
			MA05BI	00 =			
XA422	TDD	KI 29A	()	01		DB21DB 62 29A	DATA BUS- 21
			MA05BN	00 =			
XA422	TDD	KN 28A	()	01		MA04NA 60 28A	
XA422	TDD	KP 30B	MA05BP	00 =			
XA422	TDD	KP 30A	(57)	01		SPA086 64 30A	
XA422	TDD	KQ 29B	MA05BC	00 =			
XA422	TDD	KQ 28B	(55)	01		SPA085 53 28B	
			MA06BI	00 =			
XA423	TDD	KI 29A	()	01		DB22DB 62 29A	DATA BUS- 22
			MA06BN	00 =			
XA423	TDD	KN 28A	()	01		MA04NA 60 28A	
XA423	TDD	KP 30B	MA06BP	00 =			
XA423	TDD	KP 30A	(57)	01		SPA088 64 30A	
XA423	TDD	KQ 29B	MA06BQ	00 =			
XA423	TDD	KQ 28B	(55)	01		SPA087 53 28B	
			MA07BI	00 =			
XA424	TDD	KI 29A	()	01		DB23DB 62 29A	DATA BUS- 23

DRAWING NUMBER 149012-860

LOGIC

UNIT ASSEMBLY NAME CARD CAGE ASSY, CPU L.H.

FILE IDENT T39B2CP1

DATE 09-03-82 PAGE

260

CONNECTOR	CIRCUIT TYPE	GROUP	TEST POINTS AND OR	EQUATION	TEST	DESIGNATOR	FACTOR	COMMENT
				MA07BN	00 =			
KA424	TDD	KN	28A	()	01		MA04NA 60 28A	
KA424	TDD	KP	30B		00 =			
KA424	TDD	KP	30A	(57)	01		SPA090 64 30A	
KA424	TDD	KQ	29B		00 =			
KA424	TDD	KQ	28B	(55)	01		SPA089 53 28B	
				MA08BI	00 =			
KA421	TDD	LI	38B	()	01		DB240B 77 38B	DATA BUS- 24
				MA08BN	00 =			
KA421	TDD	LN	39B	()	01		MA08NA 79 39B	
KA421	TDD	LP	37A		00 =			
KA421	TDD	LP	37B	(76)	01		SPA084 75 37B	
KA421	TDD	LQ	38A		00 =			
KA421	TDD	LQ	39A	(78)	01		SPA083 80 39A	
KA419	TQ2	F3	35A		00 =			MA0811 CLOCK
KA419	TQ2	F3	34B	(69)	01		CLOCKB MA0010 65 34B 74 35B	
				MA09BI	00 =			
KA422	TDD	LI	38B	()	01		DB250B 77 38B	DATA BUS- 25
				MA09BN	00 =			
KA422	TDD	LN	39B	()	01		MA08NA 79 39B	
KA422	TDD	LP	37A		00 =			
KA422	TDD	LP	37B	(76)	01		SPA086 75 37B	
KA422	TDD	LQ	38A		00 =			
KA422	TDD	LQ	39A	(78)	01		SPA085 80 39A	

DRAWING NUMBER 149012-860

LOGIC

UNIT ASSEMBLY NAME CARD CAGE ASSY, CPU L.H.

FILE IDENT T39B2CP1

DATE 09-03-82 PAGE

261

CONNECTOR	CIRCUIT TYPE	GROUP	TEST POINTS AND OR	EQUATION	TEST	DESIGNATOR	FACTOR	COMMENT
XA423	TDD	LI	38B	MA10BI ()	00 =			
					01		D826DB 77 38B	DATA BUS- 26
XA423	TDD	LN	39B	MA10BN ()	00 =			
					01		MA08NA 79 39B	
XA423	TDD	LP	37A	MA10BP ()	00 =			
XA423	TDD	LP	37B	(76)	01		SPA088 75 37B	
XA423	TDD	LQ	38A	MA10BQ ()	00 =			
XA423	TDD	LQ	39A	(78)	01		SPA087 80 39A	
XA424	TDD	LI	38B	MA11BI ()	00 =			
					01		D827DB 77 38B	DATA BUS- 27
XA424	TDD	LN	39B	MA11BN ()	00 =			
					01		MA08NA 79 39B	
XA424	TDD	LP	37A	MA11BP ()	00 =			
XA424	TDD	LP	37B	(76)	01		SPA090 75 37B	
XA424	TDD	LQ	38A	MA11BQ ()	00 =			
XA424	TDD	LQ	39A	(78)	01		SPA089 80 39A	
XA421	TDD	MI	36A	MA12BI ()	00 =			
					01		D828DB 71 36A	DATA BUS- 28
XA421	TDD	MN	34A	MA12BN ()	00 =			
					01		MA12NA 72 34A	
XA421	TDD	MP	35A	MA12BP ()	00 =			
XA421	TDD	MP	36B	(69)	01		SPA084 73 36B	
XA421	TDD	MQ	35B	MA12BQ ()	00 =			
XA421	TDD	MQ	34B	(74)	01		SPA083 65 34B	

DRAWING NUMBER 149012-860

UNIT ASSEMBLY NO. 149012

REV. E

INDEX

MA12NA

LOGIC

UNIT ASSEMBLY NAME CARD CAGE ASSY, CPU L.H.

FILE IDENT

T39B2CP1

DATE 09-03-82

PAGE

262

CONNECTOR	CIRCUIT POINT	GROUP	TEST POINTS AND/OR	EQUATION	TEST POINT	DESIGNATOR	FACTOR	COMMENT
XA419	TQ2	F4	39A	MA12NA	00	=		
XA419	TQ2	F4	37A	(80)	01	=	MA0010 CLOCMB 76 37A 78 38A	MA1215 CLOCK
				MA13BI	00	=		
XA422	TDD	MI	36A	()	01	=	DB29DB 71 36A	DATA BUS- 29
				MA13BN	00	=		
XA422	TDD	MN	34A	()	01	=	MA12NA 72 34A	
XA422	TDD	MP	35A	MA13BP	00	=		
XA422	TDD	MP	36B	(69)	01	=	SPA086 73 36B	
XA422	TDD	MQ	35B	MA13BQ	00	=		
XA422	TDD	MQ	34B	(74)	01	=	SPA085 65 34B	
				MA14BI	00	=		
XA423	TDD	MI	36A	()	01	=	DB30DB 71 36A	DATA BUS- 30
				MA14BN	00	=		
XA423	TDD	MN	34A	()	01	=	MA12NA 72 34A	
XA423	TDD	MP	35A	MA14BP	00	=		
XA423	TDD	MP	36B	(69)	01	=	SPA088 73 36B	
XA423	TDD	MQ	35B	MA14BQ	00	=		
XA423	TDD	MQ	34B	(74)	01	=	SPA087 65 34B	
				MA15BI	00	=		
XA424	TDD	MI	36A	()	01	=	DB31DB 71 36A	DATA BUS- 31
				MA15BN	00	=		
XA424	TDD	MN	34A	()	01	=	MA12NA 72 34A	
XA424	TDD	MP	35A	MA15BP	00	=		
XA424	TDD	MP	36B	(69)	01	=	SPA090 73 36B	

DRAWING NUMBER 149012-860

LOGIC

UNIT ASSEMBLY NAME CARD CAGE ASSY, CPU L.H.

FILE IDENT T39B2CP1

DATE 09-03-82

PAGE 263

CONNECTOR	TEST POINT	BOARD	TEST POINTS	EQUATION	TEST POINTS	FACTOR	COMMENT
			ANCHOR		ANCHOR		
XA424	TDD	MQ	35B	MA15BQ	00 =		
XA424	TDD	MQ	34B	(74)	01	SPA089 65 34B	
XA419	TQ2	E2	28A	MA15P0	00 =		MA15BP UNLOAD
XA419	TQ2	E2	30A	(60)	01	SPA081 MA15BP 64 30A 62 29A	
XA419	TQ2	E3	30B	MA15Q0	00 =		
XA419	TQ2	E3	28B	(57)	01	MA15BQ SPA080 53 28B 55 29B	
XA419	TQ2	A2	02B	M500C0	00 =		
XA419	TQ2	A2	04A	(01)	01	M800XV MC0420 04 04A 05 03B	
XA433	TQ2	A1	05A	M800V0	00 =		
XA433	TQ2	A1	07A	(06)	01	DB16NA SPA104 10 07A 08 06A	
XA434	TQ2	A1	05A	M800W0	00 =		
XA434	TQ2	A1	07A	(06)	01	SPA093 MC016A 10 07A 08 06A	
XA428	MEM	AV	04B	M800XV	00 =		
XA428	MEM	AV	03A	(09)	01	M800W0 07 03A	
XA428	MEM	AW	05B	M800XW	00 =		
XA428	MEM	AW	06B	(11)	01	M800V0 13 06B	
XA428	MEM	AX	05A	M800XX	00 =		
XA428	MEM	AX	05A	()	01	MX1000 MX2000 MX3000 MX4000 06 05A 08 06A 10 07A 15 07B	
XA428	MEM	AY	04A	M800XY	00 =		
XA428	MEM	AY	04A	()	01	MY1000 MY2000 MY3000 MY4000 04 04A 05 03B 01 02B 03 02A	
XA529	TD4	E1	31B	M8000A	00 =		
XA529	TD4	E1	33A	(59)	01	MC095A MC094A CMM0BQ MK10BQ 70 33A 68 32A 66 31A 61 32B	
XA535	TQ2	E4	33B	M8001C	00 =		
XA535	TQ2	E4	31B	(63)	01	SPA120 M8000A 59 31B 61 32B	

DRAWING NUMBER 149012-860

TM 11-5895-856-34-6/EE640-CA-MMI-060/E154 CPU/TO 31W2-2T-122-6

UNIT ASSEMBLY NO. 149012 REV. E INDEX MB0020

LOGIC FILE IDENT T39B2CP1 DATE 09-03-82 PAGE 264

UNIT ASSEMBLY NAME CARD CAGE ASSY, CPU L.H.

CONNECTOR	CIRCUIT TYPE	GROUP	TEST POINTS AND/OR	EQUATION	TEST	ORIGINATOR	FACTOR	COMMENT
XA536	TQ2	F1	37B	MB0020	00	=		
XA536	TQ2	F1	39B	(75)	01		SPA122 MB000A 79 39B 77 38B	
XA412	TQ4	E2	30B	MB003A	00	=		
XA412	TQ4	E2	30A	(57)	01		CMH0CP CMN1BQ CMN2BQ SPI022 64 30A 62 29A 60 28A 55 29B	
XA410	TQ2	E4	33B	MB0030	00	=		
XA410	TQ2	E4	31B	(63)	01		MB003A SPI027 59 31B 61 32B	
XA419	TQ2	A3	04B	MB01C0	00	=		
XA419	TQ2	A3	02A	(09)	01		MB01XV MC0420 03 02A 07 03A	
XA433	TQ2	A2	02B	MB01V0	00	=		
XA433	TQ2	A2	04A	(01)	01		SPA090 DB17NA 04 04A 05 03B	
XA434	TQ2	A2	02B	MB01W0	00	=		
XA434	TQ2	A2	04A	(01)	01		SPA093 MC017A 04 04A 05 03B	
XA429	MEM	AV	04B	MB01XV	00	=		
XA429	MEM	AV	03A	(09)	01		MB01W0 07 03A	
XA429	MEM	AW	05B	MB01XW	00	=		
XA429	MEM	AW	06B	(11)	01		MB01V0 13 06B	
XA429	MEM	AX	05A	MB01XX	00	=		
XA429	MEM	AX	()	()	01		MX1000 MX2000 MX3000 MX4000 06 05A 08 06A 10 07A 15 07B	
XA429	MEM	AY	04A	MB01XY	00	=		
XA429	MEM	AY	()	()	01		MY1000 MY2000 MY3000 MY4000 04 04A 05 03B 01 02B 03 02A	
XA433	TQ2	A3	04B	MB02V0	00	=		
XA433	TQ2	A3	02A	(09)	01		SPA090 DB18NA 03 02A 07 03A	
XA434	TQ2	A3	04B	MB02W0	00	=		
XA434	TQ2	A3	02A	(09)	01		SPA093 MC018A 03 02A 07 03A	

DRAWING NUMBER 149012-860

UNIT ASSEMBLY NO. 149012

REV. E

INDEX

MB02XV

LOGIC

UNIT ASSEMBLY NAME CARD CAGE ASSY, CPU L.H.

FILE IDENT

T39B2CP1

DATE 09-03-82

PAGE

265

CONNECTOR	GROUP	BOARD	TEST POINTS AND OR	EQUATION	TERM	DESIGNATOR	FACTOR				COMMENT	
XA431	MEM	AV	04B	MB02XV	00	R						
XA431	MEM	AV	03A	(09)	01		MB02W0					
							07 03A					
XA431	MEM	AW	05B	MB02XW	00	R						
XA431	MEM	AW	06B	(11)	01		MB02V0					
							13 06B					
				MB02XX	00	R						
XA431	MEM	AX	05A	()	01		MX1000	MX2000	MX3000	MX4000		
							06 05A	08 06A	10 07A	15 07B		
				MB02XY	00	R						
XA431	MEM	AY	04A	()	01		MY1000	MY2000	MY3000	MY4000		
							04 04A	05 03B	01 02B	03 02A		
XA433	TQ2	A4	07B	MB03V0	00	R						
XA433	TQ2	A4	05B	(15)	01		SPA091	DB19NA				
							11 05B	13 06B				
XA434	TQ2	A4	07B	MB03W0	00	R						
XA434	TQ2	A4	05B	(15)	01		SPA093	MC019A				
							11 05B	13 06B				
XA432	MEM	AV	04B	MB03XV	00	R						
XA432	MEM	AV	03A	(09)	01		MB03W0					
							07 03A					
XA432	MEM	AW	05B	MB03XW	00	R						
XA432	MEM	AW	06B	(11)	01		MB03V0					
							13 06B					
				MB03XX	00	R						
XA432	MEM	AX	05A	()	01		MX1010	MX2010	MX3010	MX4010		
							06 05A	08 06A	10 07A	15 07B		
				MB03XY	00	R						
XA432	MEM	AY	04A	()	01		MY1010	MY2010	MY3010	MY4010		
							04 04A	05 03B	01 02B	03 02A		
XA433	TQ2	B1	12A	MB04V0	00	R						
XA433	TQ2	B1	14A	(22)	01		SPA091	DB20NA				
							26 14A	24 13A				
XA434	TQ2	B1	12A	MB04W0	00	R						
XA434	TQ2	B1	14A	(22)	01		SPA093	MC020A				
							26 14A	24 13A				

DRAWING NUMBER 149012-860

UNIT ASSEMBLY NO. 149012

REV. E

INDEX

MB04XV

LOGIC

UNIT ASSEMBLY NAME CARD CAGE ASSY, CPU L.H.

FILE IDENT

T39B2CP1

DATE 09-03-82

PAGE

266

CONNECTOR	CIRCUIT TYPE	GROUP	TEST POINTS AND/OR	EQUATION	TEST	DEFINITION	FACTOR				COMMENT	
XA428	MEM	BV	16B	MB04XV	00	=						
XA428	MEM	BV	15B	(33)	01		MB04W0					
							31 15B					
XA428	MEM	BW	17B	MB04XW	00	=						
XA428	MEM	BW	18B	(35)	01		MB04V0					
							37 18B					
XA428	MEM	BX	18A	MB04XX	00	=						
				()	01		MX1010	MX2010	MX3010	MX4010		
							38 18A	40 19A	42 20A	39 19B		
XA428	MEM	BY	17A	MB04XY	00	=						
				()	01		MY1010	MY2010	MY3010	MY4010		
							36 17A	34 16A	30 15A	29 14B		
XA433	TQ2	B2	09A	MB05V0	00	=						
XA433	TQ2	B2	11A	(14)	01		DB21NA	SPA091				
							20 11A	18 10A				
XA434	TQ2	B2	09A	MB05W0	00	=						
XA434	TQ2	B2	11A	(14)	01		MC021A	SPA093				
							20 11A	18 10A				
XA429	MEM	BV	16B	MB05XV	00	=						
XA429	MEM	BV	15B	(33)	01		MB05W0					
							31 15B					
XA429	MEM	BW	17B	MB05XW	00	=						
XA429	MEM	BW	18B	(35)	01		MB05V0					
							37 18B					
XA429	MEM	BX	18A	MB05XX	00	=						
				()	01		MX1010	MX2010	MX3010	MX4010		
							38 18A	40 19A	42 20A	39 19B		
XA429	MEM	BY	17A	MB05XY	00	=						
				()	01		MY1010	MY2010	MY3010	MY4010		
							36 17A	34 16A	30 15A	29 14B		
XA433	TQ2	B3	10B	MB06V0	00	=						
XA433	TQ2	B3	08B	(21)	01		SPA091	DB22NA				
							17 08B	19 09B				
XA434	TQ2	B3	10B	MB06W0	00	=						
XA434	TQ2	B3	08B	(21)	01		SPA093	MC022A				
							17 08B	19 09B				

DRAWING NUMBER 149012-860

UNIT ASSEMBLY NO. 149012

REV. E

INDEX

MB06XV

LOGIC

UNIT ASSEMBLY NAME CARD CAGE ASSY, CPU L.H.

FILE IDENT

T39B2CP1

DATE 09-03-82

PAGE

267

CONNECTOR	CIRCUIT TYPE	GROUP	TEST POINTS AND/OR	EQUATION	TEST	DESIGNATOR	FACTOR	COMMENT
XA431	MEM	BV	16B	MB06XV	00	=		
XA431	MEM	BV	15B	(33)	01		MB06W0 31 15B	
XA431	MEM	BW	17B	MB06XW	00	=		
XA431	MEM	BW	18B	(35)	01		MB06V0 37 18B	
XA431	MEM	BX	18A	MB06XX	00	=		
				()	01		MX1020 MX2020 MX3020 MX4020 38 18A 40 19A 42 20A 39 19B	
XA431	MEM	BY	17A	MB06XY	00	=		
				()	01		MY1020 MY2020 MY3020 MY4020 36 17A 34 16A 30 15A 29 14B	
XA433	TQ2	B4	13B	MB07V0	00	=		
XA433	TQ2	B4	11B	(27)	01		DB23NA SPA091 23 11B 25 12B	
XA434	TQ2	B4	13B	MB07W0	00	=		
XA434	TQ2	B4	11B	(27)	01		SPA093 MC023A 23 11B 25 12B	
XA432	MEM	BV	16B	MB07XV	00	=		
XA432	MEM	BV	15B	(33)	01		MB07W0 31 15B	
XA432	MEM	BW	17B	MB07XW	00	=		
XA432	MEM	BW	18B	(35)	01		MB07V0 37 18B	
XA432	MEM	BX	18A	MB07XX	00	=		
				()	01		MX1020 MX2020 MX3020 MX4020 38 18A 40 19A 42 20A 39 19B	
XA432	MEM	BY	17A	MB07XY	00	=		
				()	01		MY1020 MY2020 MY3020 MY4020 36 17A 34 16A 30 15A 29 14B	
XA433	TQ2	C1	18A	MB08V0	00	=		
XA433	TQ2	C1	20A	(38)	01		SPA091 DB24NA 42 20A 40 19A	
XA434	TQ2	C1	18A	MB08W0	00	=		
XA434	TQ2	C1	20A	(38)	01		SPA094 MC024A 42 20A 40 19A	

DRAWING NUMBER 149012-860

UNIT ASSEMBLY NO. 149012

REV. E

INDEX

MB08XV

LOGIC

UNIT ASSEMBLY NAME CARD CAGE ASSY, CPU L.H.

FILE IDENT

T39B2CP1

DATE 09-03-82

PAGE

268

CONNECTOR	CIRCUIT SYSTEM	GROUP	TEST POINTS		EQUATION	TERM	DESIG. PREFIX	FACTOR	COMMENT
			AND	OR					
XA428	MEM	CV	24B		MB08XV	00	=		
XA428	MEM	CV	23B		(45)	01		MB08W0 43 23B	
XA428	MEM	CW	25B		MB08XW	00	=		
XA428	MEM	CW	26B		(47)	01		MB08V0 49 26B	
					MB08XX	00	=		
XA428	MEM	CX	24A		()	01		MX1030 MX2030 MX3030 MX4030 52 24A 54 25A 56 26A 51 27B	
					MB08XY	00	=		
XA428	MEM	CY	23A		()	01		MY1030 MY2030 MY3030 MY4030 50 23A 48 22A 46 21A 41 22B	
XA433	TQ2	C2	15A		MB09V0	00	=		
XA433	TQ2	C2	17A		(30)	01		SPA091 DB25NA 36 17A 34 16A	
XA434	TQ2	C2	15A		MB09W0	00	=		
XA434	TQ2	C2	17A		(30)	01		MC025A SPA093 36 17A 34 16A	
XA429	MEM	CV	24B		MB09XV	00	=		
XA429	MEM	CV	23B		(45)	01		MB09W0 43 23B	
XA429	MEM	CW	25B		MB09XW	00	=		
XA429	MEM	CW	26B		(47)	01		MB09V0 49 26B	
					MB09XX	00	=		
XA429	MEM	CX	24A		()	01		MX1030 MX2030 MX3030 MX4030 52 24A 54 25A 56 26A 51 27B	
					MB09XY	00	=		
XA429	MEM	CY	23A		()	01		MY1030 MY2030 MY3030 MY4030 50 23A 48 22A 46 21A 41 22B	
XA433	TQ2	C3	16B		MB10V0	00	=		
XA433	TQ2	C3	14B		(33)	01		DB26NA SPA091 29 14B 31 15B	
XA434	TQ2	C3	16B		MB10W0	00	=		
XA434	TQ2	C3	14B		(33)	01		SPA093 MC026A 29 14B 31 15B	

DRAWING NUMBER 149012-860

UNIT ASSEMBLY NO. 149012

REV. E

INDEX

MB10XV

LOGIC

UNIT ASSEMBLY NAME CARD CAGE ASSY, CPU L.H.

FILE IDENT

T39B2CP1

DATE 09-03-82

PAGE

269

CONNECTOR	CIRCUIT TYPE	GROUP	TEST POINTS AND/OR	EQUATION	TEST	DESIGNATOR	FACTOR	COMMENT
XA431	MEM	CV	24B	MB10XV	00	=		
XA431	MEM	CV	23B	(45)	01		MB10W0 43 23B	
XA431	MEM	CW	25B	MB10XW	00	=		
XA431	MEM	CW	26B	(47)	01		MB10V0 49 26B	
				MB10XX	00	=		
XA431	MEM	CX	24A	()	01		MX1030 MX2030 MX3030 MX4030 52 24A 54 25A 56 26A 51 27B	
				MB10XY	00	=		
XA431	MEM	CY	23A	()	01		MY1030 MY2030 MY3030 MY4030 50 23A 48 22A 46 21A 41 22B	
XA433	TQ2	C4	19B	MB11V0	00	=		
XA433	TQ2	C4	17B	(39)	01		DB27NA SPA091 35 17B 37 18B	
XA434	TQ2	C4	19B	MB11W0	00	=		
XA434	TQ2	C4	17B	(39)	01		SPA094 MC027A 35 17B 37 18B	
XA432	MEM	CV	24B	MB11XV	00	=		
XA432	MEM	CV	23B	(45)	01		MB11W0 43 23B	
XA432	MEM	CW	25B	MB11XW	00	=		
XA432	MEM	CW	26B	(47)	01		MB11V0 49 26B	
				MB11XX	00	=		
XA432	MEM	CX	24A	()	01		MX1040 MX2040 MX3040 MX4040 52 24A 54 25A 56 26A 51 27B	
				MB11XY	00	=		
XA432	MEM	CY	23A	()	01		MY1040 MY2040 MY3040 MY4040 50 23A 48 22A 46 21A 41 22B	
XA433	TQ2	D1	24A	MB12V0	00	=		
XA433	TQ2	D1	26A	(52)	01		SPA092 DB28NA 56 26A 54 25A	
XA434	TQ2	D1	24A	MB12W0	00	=		
XA434	TQ2	D1	26A	(52)	01		MC028A SPA094 56 26A 54 25A	

DRAWING NUMBER 149012-860

UNIT ASSEMBLY NO. 149012

REV. E

INDEX

MB12XV

LOGIC

UNIT ASSEMBLY NAME CARD CAGE ASSY, CPU L.H.

FILE IDENT

T39B2CP1

DATE 09-03-82

PAGE

270

CONNECTOR	CIRCUIT TYPE	GROUP	TEST POINTS AND/OR	EQUATION	TYPE	DESIGNATOR	FACTOR				COMMENT	
XA428	MEM	DV	35A	MB12XV	00	=						
XA428	MEM	DV	35B	(69)	01		MB12W0					
							74 35B					
XA428	MEM	DW	37A	MB12XW	00	=						
XA428	MEM	DW	38A	(76)	01		MB12V0					
							78 38A					
				MB12XX	00	=						
XA428	MEM	DX	37B	()	01		MX1040	MX2040	MX3040	MX4040		
							75 37B	77 38B	79 39B	80 39A		
				MB12XY	00	=						
XA428	MEM	DY	36B	()	01		MY1040	MY2040	MY3040	MY4040		
							73 36B	71 36A	72 34A	65 34B		
XA433	TQ2	D2	21A	MB13V0	00	=						
XA433	TQ2	D2	23A	(46)	01		SPA092	DB29NA				
							50 23A	48 22A				
XA434	TQ2	D2	21A	MB13W0	00	=						
XA434	TQ2	D2	23A	(46)	01		MCO29A	SPA094				
							50 23A	48 22A				
XA429	MEM	DV	35A	MB13XV	00	=						
XA429	MEM	DV	35B	(69)	01		MB13W0					
							74 35B					
XA429	MEM	DW	37A	MB13XW	00	=						
XA429	MEM	DW	38A	(76)	01		MB13V0					
							78 38A					
				MB13XX	00	=						
XA429	MEM	DX	37B	()	01		MX1040	MX2040	MX3040	MX4040		
							75 37B	77 38B	79 39B	80 39A		
				MB13XY	00	=						
XA429	MEM	DY	36B	()	01		MY1040	MY2040	MY3040	MY4040		
							73 36B	71 36A	72 34A	65 34B		
XA433	TQ2	D3	24B	MB14V0	00	=						
XA433	TQ2	D3	22B	(45)	01		DB30NA	SPA091				
							41 22B	43 23B				
XA434	TQ2	D3	24B	MB14W0	00	=						
XA434	TQ2	D3	22B	(45)	01		SPA094	MCO30A				
							41 22B	43 23B				

DRAWING NUMBER 149012-860

UNIT ASSEMBLY NO. 149012

REV. E

INDEX

MB14XV

LOGIC

UNIT ASSEMBLY NAME CARD CAGE ASSY, CPU L.H.

FILE IDENT

T39B2CP1

DATE 09-03-82

PAGE

271

CONNECTOR	GROUP	TEST POINTS AND/OR	EQUATION	TEST	DESIGNATOR	FACTOR	COMMENT
XA431	MEM DV	35A	MB14XV	00	=		
XA431	MEM DV	35B	(69)	01		MB14W0 74 35B	
XA431	MEM DW	37A	MB14XW	00	=		
XA431	MEM DW	38A	(76)	01		MB14V0 78 38A	
XA431	MEM DX	37B	MB14XX	00	=		
			()	01		MX1050 MX2050 MX3050 MX4050 75 37B 77 38B 79 39B 80 39A	
XA431	MEM DY	36B	MB14XY	00	=		
			()	01		MY1050 MY2050 MY3050 MY4050 73 36B 71 36A 72 34A 65 34B	
XA433	TQ2 D4	27B	MB15V0	00	=		
XA433	TQ2 D4	25B	(51)	01		D831A SPA092 47 25B 49 26B	
XA434	TQ2 D4	27B	MB15W0	00	=		
XA434	TQ2 D4	25B	(51)	01		SPA094 MCO31A 47 25B 49 26B	
XA432	MEM DV	35A	MB15XV	00	=		
XA432	MEM DV	35B	(69)	01		MB15W0 74 35B	
XA432	MEM DW	37A	MB15XW	00	=		
XA432	MEM DW	38A	(76)	01		MB15V0 78 38A	
XA432	MEM DX	37B	MB15XX	00	=		
			()	01		MX1050 MX2050 MX3050 MX4050 75 37B 77 38B 79 39B 80 39A	
XA432	MEM DY	36B	MB15XY	00	=		
			()	01		MY1050 MY2050 MY3050 MY4050 73 36B 71 36A 72 34A 65 34B	
XA425	TT3 A1	04A	MCO00A	00	=		
XA425	TT3 A1	07A	(04)	01		MA01BQ CM00Q0 MA00BQ 10 07A 08 06A 06 05A	
XA425	TT3 C3	19B	MCO01A	00	=		
XA425	TT3 C3	16B	(39)	01		MA12BQ MB0030 MA13BQ 33 16B 35 17B 37 18B	

DRAWING NUMBER 149012-860

UNIT ASSEMBLY NO. 149012

REV. E

INDEX

MC002A

LOGIC

UNIT ASSEMBLY NAME CARD CAGE ASSY, CPU L.H.

FILE IDENT

T39B2CP1

DATE 09-03-82

PAGE

272

CONNECTOR	CIRCUIT	GROUP	TEST POINTS		EQUATION	TEST POINT	CIRCUIT	FACTOR	COMMENT
			AND	OR					
XA425	TT3	A2	03A		MC002A	00	=		
XA425	TT3	A2	03B		(07)	01		MA01BP CM00Q0 MA00BQ 05 03B 01 02B 03 02A	
XA425	TT3	D1	23A		MC003A	00	=		
XA425	TT3	D1	26A		(50)	01		MB0030 MA12BQ MA13BP 56 26A 54 25A 52 24A	
XA425	TT3	A3	07B		MC004A	00	=		
XA425	TT3	A3	04B		(15)	01		CM00Q0 MA00BP MA01BQ 09 04B 11 05B 13 06B	
XA425	TT3	D2	23B		MC005A	00	=		
XA425	TT3	D2	22A		(43)	01		MA13BQ MA12BP MB0030 48 22A 46 21A 41 22B	
XA425	TT3	B1	11A		MC006A	00	=		
XA425	TT3	B1	14A		(20)	01		CM00Q0 MA00BP MA01BP 26 14A 24 13A 22 12A	
XA425	TT3	D3	27B		MC007A	00	=		
XA425	TT3	D3	24B		(51)	01		MB0030 MA13BP MA12BP 45 24B 47 25B 49 26B	
XA425	TT3	B2	09B		MC008A	00	=		
XA425	TT3	B2	10A		(19)	01		CM00Q0 MA03BQ MA02BQ 18 10A 14 09A 17 08B	
XA425	TT3	E1	30A		MC009A	00	=		
XA425	TT3	E1	33A		(64)	01		MB0030 MA14BQ MA15BQ 70 33A 68 32A 66 31A	
XA425	TT3	B3	13B		MC010A	00	=		
XA425	TT3	B3	10B		(27)	01		MA03BP MA02BQ CM00Q0 21 10B 23 11B 25 12B	
XA425	TT3	E2	29B		MC011A	00	=		
XA425	TT3	E2	29A		(55)	01		MA14BQ MB0030 MA15BP 62 29A 60 28A 53 28B	
XA425	TT3	C1	17A		MC012A	00	=		
XA425	TT3	C1	20A		(36)	01		MA03BQ CM00Q0 MA02BP 42 20A 40 19A 38 18A	
XA425	TT3	E3	33B		MC013A	00	=		
XA425	TT3	E3	30B		(63)	01		MB0030 MA14BP MA15BQ 57 30B 59 31B 61 32B	

DRAWING NUMBER 149012-860

UNIT ASSEMBLY NO. 149012

REV. E

INDEX

MC014A

LOGIC

UNIT ASSEMBLY NAME CARD CAGE ASSY, CPU L.H.

FILE IDENT

T39B2CP1

DATE 09-03-82

PAGE

273

CONNECTOR	CIRCUIT TYPE	GROUP	TEST POINTS AND OR	EQUATION	TEST POINT	DESIG. FACTOR	FACTOR	COMMENT
XA425	TT3	C2	15B	MC014A	00 =			
XA425	TT3	C2	16A	(31)	01		CHMOQO MA03BP MA02BP 34 16A 30 15A 29 14B	
XA425	TT3	F1	36B	MC015A	00 =			
XA425	TT3	F1	39B	(73)	01		MA14BP MA15BP MB0030 79 39B 77 38B 75 37B	
XA435	TT3	A1	04A	MC016A	00 =			
XA435	TT3	A1	07A	(04)	01		MC0340 CLKMOB DB16NA 10 07A 08 06A 06 05A	
XA435	TT3	A2	03A	MC017A	00 =			
XA435	TT3	A2	03B	(07)	01		CLKMOB MC0340 DB17NA 05 03B 01 02B 03 02A	
XA435	TT3	A3	07B	MC018A	00 =			
XA435	TT3	A3	04B	(15)	01		CLKMOB MC0340 DB18NA 09 04B 11 05B 13 06B	
XA435	TT3	B1	11A	MC019A	00 =			
XA435	TT3	B1	14A	(20)	01		CLKMOB MC0340 DB19NA 25 14A 24 13A 22 12A	
XA435	TT3	B2	09B	MC020A	00 =			
XA435	TT3	B2	10A	(19)	01		MC0350 CLKMOB DB20NA 18 10A 14 09A 17 08B	
XA435	TT3	B3	13B	MC021A	00 =			
XA435	TT3	B3	10B	(27)	01		CLKMOB DB21NA MC0350 21 10B 23 11B 25 12B	
XA435	TT3	C1	17A	MC022A	00 =			
XA435	TT3	C1	20A	(36)	01		DB22NA MC0350 CLKMOB 42 20A 40 19A 38 18A	
XA435	TT3	C2	15B	MC023A	00 =			
XA435	TT3	C2	16A	(31)	01		CLKMOB DB23NA MC0350 34 16A 30 15A 29 14B	
XA435	TT3	C3	19B	MC024A	00 =			
XA435	TT3	C3	16B	(39)	01		DB24NA CLKMOB MC0360 33 16B 35 17B 37 18B	
XA435	TT3	D1	23A	MC025A	00 =			
XA435	TT3	D1	26A	(50)	01		CLKMOB DB25NA MC0360 56 26A 54 25A 52 24A	

DRAWING NUMBER 149012-860

UNIT ASSEMBLY NO. 149012

REV. E

INDEX

MC026A

LOGIC

UNIT ASSEMBLY NAME CARD CAGE ASSY, CPU L.H.

FILE IDENT

T39B2CP1

DATE 09-03-82

PAGE

274

CONNECTOR	CIRCUIT TYPE	GROUP	TEST POINTS AND/OR	EQUATION	TRIM	DIAGNOSTIC	FACTOR	COMMENT
XA435	TT3	D2	23B	MC026A	00	=		
XA435	TT3	D2	22A	(43)	01	=	DB26NA MC0360 CLKMOB 48 22A 46 21A 41 22B	
XA435	TT3	D3	27B	MC027A	00	=		
XA435	TT3	D3	24B	(51)	01	=	CLKMOB MC0360 DB27NA 45 24B 47 25B 49 26B	
XA435	TT3	E1	30A	MC028A	00	=		
XA435	TT3	E1	33A	(64)	01	=	CLKMOB DB28NA MC0370 70 33A 68 32A 66 31A	
XA435	TT3	E2	29B	MC029A	00	=		
XA435	TT3	E2	29A	(55)	01	=	DB29NA CLKMOB MC0370 62 29A 60 28A 53 28B	
XA435	TT3	E3	33B	MC030A	00	=		
XA435	TT3	E3	30B	(63)	01	=	CLKMOB MC0370 DB30NA 57 30B 59 31B 61 32B	
XA435	TT3	F1	36B	MC031A	00	=		
XA435	TT3	F1	39B	(73)	01	=	MC0370 DB31NA CLKMOB 79 39B 77 38B 75 37B	
XA434	TQ2	F1	37B	MC0320	00	=		
XA434	TQ2	F1	39B	(75)	01	=	SPA094 MC038A 79 39B 77 38B	
XA434	TQ2	F2	34A	MC0330	00	=		
XA434	TQ2	F2	36B	(72)	01	=	MC038A SPA092 73 36B 71 36A	
XA434	TQ2	E1	31A	MC0340	00	=		
XA434	TQ2	E1	33A	(66)	01	=	SPA092 MC039A 70 33A 68 32A	
XA434	TQ2	E2	28A	MC0350	00	=		
XA434	TQ2	E2	30A	(60)	01	=	SPA094 MC039A 64 30A 62 29A	
XA434	TQ2	E3	30B	MC0360	00	=		
XA434	TQ2	E3	28B	(57)	01	=	SPA094 MC039A 53 28B 55 29B	
XA434	TQ2	E4	33B	MC0370	00	=		
XA434	TQ2	E4	31B	(63)	01	=	SPA094 MC039A 59 31B 61 32B	

DRAWING NUMBER 149012-860

UNIT ASSEMBLY NO. 149012

REV. E

INDEX

MC038A

LOGIC

UNIT ASSEMBLY NAME CARD CAGE ASSY, CPU L.H.

FILE IDENT

T39B2CP1

DATE 09-03-82

PAGE

275

CONNECTOR	TEST POINTS AND/OR	EQUATION	DESIGNATION	FACTOR	COMMENT
XA435	TT3 F3 39A	MC038A	00 =		
XA435	TT3 F3 35A	(80)	01	CMN1BQ CMN2BQ CMNOBQ 69 35A 76 37A 78 38A	
XA435	TT3 F2 35B	MC039A	00 =		
XA435	TT3 F2 36A	(74)	01	CMN2BQ CMN1BQ CMNOBP 71 36A 72 34A 65 34B	
XA523	TT3 F2 35B	MC0400	00 =		
XA523	TT3 F2 36A	(74)	01	CMMOBP MK16NA MCO41A 71 36A 72 34A 65 34B	
XA529	TD4 F1 37A	MC041A	00 =		
XA529	TD4 F1 39B	(76)	01	SPA116 CMM2BP CMM1BQ CMMOBP 79 39B 77 38B 75 37B 78 38A	
XA531	TT3 A1 04A	MC0420	00 =		
XA531	TT3 A1 07A	(04)	01	MCO41A MC102A PLO9BQ 10 07A 08 06A 06 05A	
XA528	TQ2 F1 37B	MC0430	00 =		
XA528	TQ2 F1 39B	(75)	01	CMMOBP MCO41A 79 39B 77 38B	
XA528	TQ2 F2 34A	MC044A	00 =		
XA528	TQ2 F2 36B	(72)	01	YSN2TB MK16BQ 73 36B 71 36A	
XA531	TT3 A3 07B	MC045A	00 =		
XA531	TT3 A3 04B	(15)	01	MK16BQ CMMOBQ CMM1BQ 09 04B 11 05B 13 06B	
XA528	TQ2 F3 35A	MC046A	00 =		
XA528	TQ2 F3 34B	(69)	01	MCO460 SPA115 65 34B 74 35B	
XA529	TD4 B1 11B	MC0460	00 =		
XA529	TD4 B1 14A	(23)	01	J4RESB SPA116 MCO45A ESOTBP 26 14A 24 13A 22 12A 25 12B	
XA434	TQ2 F3 35A	MC0470	00 =		
XA434	TQ2 F3 34B	(69)	01	MB00XW MB01XW 65 34B 74 35B	
XA535	TQ2 A1 05A	MC0480	00 =		
XA535	TQ2 A1 07A	(06)	01	COM02A COM03A 10 07A 08 06A	

DRAWING NUMBER 149012-860

TM 11-5895-856-34-6/EE640-CA-MMI-060/E154 CPU/TO 31W2-2T-122-6

UNIT ASSEMBLY NO. 149012 REV. E INDEX MC0500

LOGIC

UNIT ASSEMBLY NAME CARD CAGE ASSY, CPU L.H.

FILE IDENT T39B2CP1

DATE 09-03-82

PAGE 276

CONNECTOR	CIRCUIT TYPE	GROUP	TEST POINTS AND/OR	EQUATION	TEST	DESIGNATOR	FACTOR								COMMENT			
XA525	TD4	B2	10B	MC0500	00	=												
XA525	TD4	B2	11A	(21)	01		MC121A	MMALLA	MMAPAA	MMAELA								
							20 11A	18 10A	14 09A	19 09B								
XA531	TT3	B1	11A	MC0510	00	=												
XA531	TT3	B1	14A	(20)	01		COM04A	COM05A	COM07A									
							26 14A	24 13A	22 12A									
XA535	TQ2	A3	04B	MC0520	00	=												
XA535	TQ2	A3	02A	(09)	01		PLPRVA	SPA119										
							03 02A	07 03A										
XA434	TQ2	F4	39A	MC053A	00	=												
XA434	TQ2	F4	37A	(80)	01		M800XV	M801XV										
							76 37A	78 38A										
XA535	TQ2	A2	02B	MC0530	00	=												
XA535	TQ2	A2	04A	(01)	01		MC053A	SPA123										
							04 04A	05 03B										
XA530	TS8	C1	17B	MC054A	00	=												
XA530	TS8	C1	20A	(35)	01		MC0420	MC046A	MC074A	MC0430	SPA119	MC044A	SPA117	COM000				
							42 20A	40 19A	38 18A	36 17A	34 16A	30 15A	31 15B	37 18B				
XA530	TS8	D1	25B	MC055A	00	=												
XA530	TS8	D1	26A	(47)	01		MC0420	MC046A	MMASPA	MC044A	M800XV	MC074A	COM010	MC0430				
							56 26A	54 25A	52 24A	50 23A	48 22A	46 21A	43 23B	49 26B				
XA530	TS8	E1	31B	MC056A	00	=												
XA530	TS8	E1	33A	(59)	01		MC044A	MC0480	MC074A	MC0470	MC0420	MMASPA	MC046A	MC0430				
							70 33A	68 32A	66 31A	64 30A	62 29A	60 28A	55 29B	61 32B				
XA534	TS8	A1	05B	MC057A	00	=												
XA534	TS8	A1	07A	(11)	01		MC0420	MC0430	MC046A	MC0500	SPA120	MC044A	COM030	MC074A				
							10 07A	08 06A	06 05A	04 04A	05 03B	01 02B	07 03A	13 06B				
XA534	TS8	B1	11B	MC058A	00	=												
XA534	TS8	B1	14A	(23)	01		MC0420	MC046A	MMASPA	MC0510	MC044A	MC0530	MC0430	MC074A				
							26 14A	24 13A	22 12A	20 11A	18 10A	14 09A	19 09B	25 12B				
XA534	TS8	C1	17B	MC059A	00	=												
XA534	TS8	C1	20A	(35)	01		MC0420	MC046A	SPA120	MC044A	MMAQTO	COM050	MC0430	MC074A				
							42 20A	40 19A	38 18A	36 17A	34 16A	30 15A	31 15B	37 18B				
XA534	TS8	D1	25B	MC060A	00	=												
XA534	TS8	D1	26A	(47)	01		COM070	MC0520	MC0500	MC0430	MC074A	MC0420	MC046A	MC044A				
							56 26A	54 25A	52 24A	50 23A	48 22A	46 21A	43 23B	49 26B				

DRAWING NUMBER 149012-860

UNIT ASSEMBLY NO. 149012

REV. E

INDEX

MC0610

LOGIC

UNIT ASSEMBLY NAME CARD CAGE ASSY, CPU L.H.

FILE IDENT

T39B2CP1

DATE 09-03-82

PAGE

277

CONNECTOR	GROUP	TEST POINTS AND/OR	EQUATION	TEST	DESIGNATOR	FACTOR	COMMENT
XA526	TS8	F1 37A	MC0610	00	=		
XA526	TS8	F1 39B	(76)	01		SPA114 MC056A MC060A MC058A MC054A MC059A MC057A MC055A 79 39B 77 38B 75 37B 73 36B 71 36A 72 34A 74 35B 78 38A	
XA537	TS8	D1 25B	MC062A	00	=		
XA537	TS8	D1 23B	(47)	01		MK088Q MK12BQ MK15BP SPA119 SPA123 SPA118 SPA128 SPA131 43 23B 46 21A 48 22A 49 26B 50 23A 52 24A 54 25A 56 26A	
XA535	TQ2	C2 15A	MC0640	00	=		
XA535	TQ2	C2 17A	(30)	01		CT1MBQ MK08BP 36 17A 34 16A	
XA531	TT3	B2 09B	MC065A	00	=		
XA531	TT3	B2 10A	(19)	01		CMM2BQ MPM0Q0 CMM1BQ 18 10A 14 09A 17 08B	
XA534	TS8	E1 31B	MC066A	00	=		
XA534	TS8	E1 33A	(59)	01		SPA121 SPA120 SPA119 MC0750 SPA133 SPI031 MC0510 MMASPA 70 33A 68 32A 66 31A 64 30A 62 29A 60 28A 55 29B 61 32B	
XA536	TQ2	B2 09A	MC067A	00	=		
XA536	TQ2	B2 11A	(14)	01		MC0750 CQM000 20 11A 18 10A	
XA531	TT3	B3 13B	MC068A	00	=		
XA531	TT3	B3 10B	(27)	01		MC0750 MMAQT0 CQM050 21 10B 23 11B 25 12B	
XA529	TD4	C1 17B	MC069A	00	=		
XA529	TD4	C1 20A	(35)	01		CQM070 MC0520 MC0500 MC0750 42 20A 40 19A 38 18A 37 18B	
XA535	TQ2	D3 24B	MC070A	00	=		
XA535	TQ2	D3 22B	(45)	01		MC0710 CTHWRO 41 22B 43 23B	
XA537	TS8	C1 17B	MC0710	00	=		
XA537	TS8	C1 20A	(35)	01		MC066A SPA125 SPA124 SPA123 MC068A MC067A MC065A MC069A 42 20A 40 19A 38 18A 36 17A 34 16A 30 15A 31 15B 37 15B	
XA536	TQ2	A3 04B	MC0730	00	=		
XA536	TQ2	A3 02A	(09)	01		SPA121 CT1MBQ 03 02A 07 03A	
XA531	TT3	D3 27B	MC074A	00	=		
XA531	TT3	D3 24B	(51)	01		MHT0T0 MC0730 MK01BQ 45 24B 47 25B 49 26B	

DRAWING NUMBER 149012-860

UNIT ASSEMBLY NO. 149012

REV. E

INDEX

MC075A

LOGIC

UNIT ASSEMBLY NAME CARD CAGE ASSY, CPU L.H.

FILE IDENT

T39B2CP1

DATE 09-03-82

PAGE

278

CONNECTOR	CIRCUIT TYPE	GROUP	TEST POINTS		EQUATION	TEST POINT	RELATION	FACTOR	COMMENT
			AND	OR					
XA531	TT3	C1	17A		MC075A	00	=		
XA531	TT3	C1	20A		(36)	01		MMH000 CMM2BQ CMM1BP 42 20A 40 19A 38 18A	
XA535	TQ2	D2	21A		MC0750	00	=		
XA535	TQ2	D2	23A		(46)	01		SPA120 MC075A 50 23A 48 22A	
XA433	TQ2	F4	39A		MC0830	00	=		
XA433	TQ2	F4	37A		(80)	01		MC084A MB0010 76 37A 78 38A	
XA537	TS8	B1	11B		MC084A	00	=		
XA537	TS8	B1	14A		(23)	01		MB03XV MB09XV MB07XV MB06XV MB05XV MB02XV MB04XV MB08XV 26 14A 24 13A 22 12A 20 11A 18 10A 14 09A 19 09B 25 12B	
XA531	TT3	E1	30A		MC085A	00	=		
XA531	TT3	E1	33A		(64)	01		MC0930 SPA133 COM080 70 33A 68 32A 66 31A	
XA536	TQ2	B3	10B		MC0860	00	=		
XA536	TQ2	B3	08B		(21)	01		MC085A COM080 17 08B 19 09B	
XA531	TT3	F2	35B		MC0870	00	=		
XA531	TT3	F2	36A		(74)	01		MA005A MD279A SPA117 71 36A 72 34A 65 34B	
XA536	TQ2	B1	12A		MC088A	00	=		
XA536	TQ2	B1	14A		(22)	01		YSN2TB SPA121 26 14A 24 13A	
XA536	TQ2	C1	18A		MC0930	00	=		
XA536	TQ2	C1	20A		(38)	01		MMALLA MC121A 42 20A 40 19A	
XA536	TQ2	B4	13B		MC094A	00	=		
XA536	TQ2	B4	11B		(27)	01		CMM4BQ COM08A 23 11B 25 12B	
XA531	TT3	E2	29B		MC095A	00	=		
XA531	TT3	E2	29A		(55)	01		COM080 MMASPO CMM4BQ 62 29A 60 28A 53 28B	
XA531	TT3	E3	33B		MC100A	00	=		
XA531	TT3	E3	30B		(63)	01		CMM1BP CMM2BQ CMNOBQ 57 30B 59 31B 61 32B	

DRAWING NUMBER 149012-860

UNIT ASSEMBLY NO. 149012 REV. E INDEX MC1010

LOGIC

UNIT ASSEMBLY NAME CARD CAGE ASSY, CPU L.H.

FILE IDENT T39B2CP1 DATE 09-03-82 PAGE 279

CONNECTOR	TEST POINTS	GROUP	EQUATION	TEST	DESIG.	FACTOR	COMMENT
XA536	TQ2 C2 15A		MC101C	00 =			
XA536	TQ2 C2 17A		(30)	01	MK091A MC100A	36 17A 34 16A	
XA528	TQ2 A1 05A		MC102A	00 =			
XA528	TQ2 A1 07A		(06)	01	MA01BQ MA00BQ	10 07A 08 06A	
XA521	TQ2 F1 37B		MC1020	00 =			
XA521	TQ2 F1 39B		(75)	01	SPA111 MC102A	79 39B 77 38B	
XA526	YS8 C1 17B		MC103A	00 =			
XA526	YS8 C1 20A		(35)	01	MA08BQ MA03BQ MA07BQ MA02BQ MA06BQ MA04BQ MA05BQ MA09BQ	42 20A 40 19A 38 18A 36 17A 34 16A 30 15A 31 15B 37 18B	
XA528	TQ2 A2 02B		MC1030	00 =			
XA528	TQ2 A2 04A		(01)	01	MC103A SPA114	04 04A 05 03B	
XA528	TQ2 A4 07B		MC1040	00 =			
XA528	TQ2 A4 05B		(15)	01	MA10BP SPA114	11 05B 13 06B	
XA528	TQ2 B1 12A		MC1050	00 =			
XA528	TQ2 B1 14A		(22)	01	SPA114 MA10BQ	26 14A 24 13A	
XA528	TQ2 B2 09A		MC1060	00 =			
XA528	TQ2 B2 11A		(14)	01	SPA114 MA11BP	20 11A 18 10A	
XA528	TQ2 B3 10B		MC1070	00 =			
XA528	TQ2 B3 08B		(21)	01	MA11BQ SPA114	17 08B 19 09B	
XA528	TQ2 B4 13B		MC1080	00 =			
XA528	TQ2 B4 11B		(27)	01	MA12BP SPA114	23 11B 25 12B	
XA528	TQ2 C1 18A		MC1090	00 =			
XA528	TQ2 C1 20A		(38)	01	SPA115 MA12BQ	42 20A 40 19A	
XA528	TQ2 C2 15A		MC1100	00 =			
XA528	TQ2 C2 17A		(30)	01	SPA115 MA13BP	36 17A 34 16A	

DRAWING NUMBER 149012-860

UNIT ASSEMBLY NO. 149012

REV. E

INDEX

MC1110

LOGIC

UNIT ASSEMBLY NAME CARD CAGE ASSY, CPU L.H.

FILE IDENT

T39B2CP1

DATE 09-03-82

PAGE

280

CONNECTOR	LOC. OF C.P. OR G.P.	TEST POINTS AND OR	EQUATION	TERMINAL	DESIGN. FACTOR	FACTOR	COMMENT
KA528	TQ2	C3 16B	MC1110	00 =			
KA528	TQ2	C3 14B	(33)	01		MA138Q SPA114 29 14B 31 15B	
KA528	TQ2	C4 19B	MC1120	00 =			
KA528	TQ2	C4 17B	(39)	01		MA148P SPA115 35 17B 37 18B	
KA528	TQ2	D1 24A	MC1130	00 =			
KA528	TQ2	D1 26A	(52)	01		SPA115 MA148Q 36 26A 54 25A	
KA535	TQ2	E3 30B	MC119A	00 =			
KA535	TQ2	E3 28B	(57)	01		YSN27B MK168Q 53 28B 55 29B	
KA224	TQ2	F3 35A	MC121A	00 =			
KA224	TQ2	F3 34B	(69)	01		C454G0 MMAPC0 65 34B 74 35B	
KA213	TQ2	B4 13B	MC122A	00 =			
KA213	TQ2	B4 11B	(27)	01		MC121A MMAPC0 23 11B 25 12B	
			MDO081	00 =			
KA421	TDD	AI 06A	()	01		MDO010 08 06A	
			MDO08N	00 =			
KA421	TDD	AN 07A	()	01		MDO0NA 10 07A	
KA421	TDD	AP 05B	MDO08P	00 =			
KA421	TDD	AP 05A	(11)	01		SPA082 06 05A	
KA421	TDD	AQ 06B	MDO08Q	00 =			
KA421	TDD	AQ 07B	(13)	01		SPA081 15 07B	
KA418	TD4	A1 05B	MDO010	00 =			
KA418	TD4	A1 07A	(11)	01		MYA00A MDO46A MDO47A MDO45A 10 07A 08 06A 06 05A 13 06B	
KA420	TD4	A1 05B	MDO0NA	00 =			
KA420	TD4	A1 07A	(11)	01		CLOCMB MP401A MDO170 MP400A 10 07A 08 06A 06 05A 13 06B	MDO003 CLOCK

DRAWING NUMBER 149012-860

UNIT ASSEMBLY NO. 149012

REV. E

INDEX

MD000A

LOGIC

UNIT ASSEMBLY NAME CARD CAGE ASSY, CPU L.H.

FILE IDENT

T39B2CP1

DATE 09-03-82

PAGE

281

CONNECTOR	TEST POINT GROUP AND OR	TEST POINTS	EQUATION	TEST POINT	TEST POINT	FACTOR	COMMENT
XA412	TD4	A1	05B	MD000A	00 =		(DB-MD1)*
XA412	TD4	A1	07A	(11)	01	CMM88Q CMM58P CMM68P CMM78P 10 07A 08 06A 06 05A 13 06B	
XA412	TD4	A2	04B	MD001A	00 =		(DBL-MDL)*
XA412	TD4	A2	04A	(09)	01	CMM68P CMM78Q CMM58P CMM88P 04 04A 05 03B 01 02B 07 03A	
XA412	TD4	B1	11B	MD002A	00 =		(DBL-MDU)*
XA412	TD4	B1	14A	(23)	01	CMM78Q CMM68P CMM88Q CMM58P 26 14A 24 13A 22 12A 25 12B	
XA412	TD4	B2	10B	MD003A	00 =		(DBLL-MDL)*
XA412	TD4	B2	11A	(21)	01	CMM78P CMM68Q CMM88P CMM58P 20 11A 18 10A 14 09A 19 09B	
XA412	TD4	C1	17B	MD004A	00 =		(DBLL-MDL)*
XA412	TD4	C1	20A	(35)	01	CMM88Q CMM78P CMM68Q CMM58P 42 20A 40 19A 38 18A 37 18B	
XA412	TD4	C2	16B	MD005A	00 =		(DBLL-MDL)*
XA412	TD4	C2	17A	(33)	01	CMM68Q CMM88P CMM78Q CMM58P 36 17A 34 16A 30 15A 31 15B	
XA412	TD4	D1	25B	MD006A	00 =		(DBLL-MDL)*
XA412	TD4	D1	26A	(47)	01	CMM58P CMM78Q CMM88Q CMM68Q 56 26A 54 25A 52 24A 49 26B	
XA413	TD4	D2	24B	MD007A	00 =		(MDU-DBU-DBL)*
XA413	TD4	D2	23A	(45)	01	CMM58Q CMM88P CMM78P CMM68P 50 23A 48 22A 46 21A 43 23B	
XA413	TD4	A1	05B	MD008A	00 =		(MD-DB)*
XA413	TD4	A1	07A	(11)	01	CMM78P CMM58Q CMM88Q CMM68P 10 07A 08 06A 06 05A 13 06B	
XA413	TD4	A2	04B	MD009A	00 =		(MDL-DBL)*
XA413	TD4	A2	04A	(09)	01	CMM78Q CMM88P CMM58Q CMM68P 04 04A 05 03B 01 02B 07 03A	
				MD018I	00 =		
XA422	Y00	A1	06A	()	01	MD0110 08 06A	
				MD018N	00 =		
XA422	Y00	AN	07A	()	01	MD00NA 10 07A	

DRAWING NUMBER 149012-860

UNIT ASSEMBLY NO. 149012

REV. E

INDEX

MD01BP

LOGIC

UNIT ASSEMBLY NAME CARD CAGE ASSY, CPU L.H.

FILE IDENT

T39B2CP1

DATE 09-03-82

PAGE

282

CONNECTOR	CIRCUIT TYPE	GROUP	TEST POINTS AND/OR	EQUATION	TERM	ORIGIN	FACTOR				COMMENT
XA422	TDD	AP	05B	MD01BP	00	=					
XA422	TDD	AP	05A	(11)	01		SPA084				
							06 05A				
XA422	TDD	AQ	06B	MD018Q	00	=					
XA422	TDD	AQ	07B	(13)	01		SPA083				
							15 07B				
XA418	TD4	A2	04B	MD0110	00	=					
XA418	TD4	A2	04A	(09)	01		MD049A MD050A MYA01A MD048A				
							04 04A 05 03B 01 02B 07 03A				
XA413	TD4	B1	11B	MD010A	00	=					(MDU-DBL)*
XA413	TD4	B1	14A	(23)	01		CMM88Q CMM58Q CMM68P CMM78Q				
							26 14A 24 13A 22 12A 25 12B				
XA413	TD4	B2	10B	MD011A	00	=					(MDLL-DBL)*
XA413	TD4	B2	11A	(21)	01		CMM88P CMM68Q CMM58Q CMM78P				
							20 11A 18 10A 14 09A 19 09B				
XA413	TD4	C1	17B	MD012A	00	=					(MDLU-DBL)*
XA413	TD4	C1	20A	(35)	01		CMM78P CMM58Q CMM88Q CMM68Q				
							42 20A 40 19A 38 18A 37 18B				
XA413	TD4	C2	16B	MD013A	00	=					(MDUL-DBLL)*
XA413	TD4	C2	17A	(33)	01		CMM58Q CMM68Q CMM88P CMM78Q				
							36 17A 34 16A 30 15A 31 15B				
XA413	TD4	D1	25B	MD014A	00	=					(MDUU-DBL)*
XA413	TD4	D1	26A	(47)	01		CMM78Q CMM58Q CMM68Q CMM88Q				
							56 26A 54 25A 52 24A 49 26B				
XA523	TT3	F3	39A	MD015A	00	=					
XA523	TT3	F3	35A	(80)	01		CMM08Q CMM18P MC044A				
							69 35A 76 37A 78 38A				
XA536	TQ2	E4	33B	MD0150	00	=					
XA536	TQ2	E4	31B	(63)	01		MD015A SPA122				
							59 31B 61 32B				
XA413	TD4	E2	30B	MD016A	00	=					
XA413	TD4	E2	29B	(57)	01		MD0380 URECVB SPA075 SPA079				
							55 29B 60 28A 62 29A 64 30A				
XA521	TQ2	F4	39A	MD017A	00	=					
XA521	TQ2	F4	37A	(80)	01		CMM08Q CMM18P				
							76 37A 78 38A				

DRAWING NUMBER 149012-860

UNIT ASSEMBLY NO. 149012

REV. E

INDEX

MD0170

LOGIC

UNIT ASSEMBLY NAME CARD CAGE ASSY, CPU L.H.

FILE IDENT

T39B2CP1

DATE 09-03-82

PAGE

283

CONNECTOR	CIRCUIT TYPE	GROUP	TEST POINTS		EQUATION	TEST YES	DESIGNATOR	FACTOR	COMMENT
			AND	OR					
XA418	TD4	E1	31B		MD0170	00	=		
XA418	TD4	E1	33A		(59)	01		MD000A MD006A MD016A MD015A 70 33A 68 32A 66 31A 61 32B	
XA418	TD4	E2	30B		MD0180	00	=		
XA418	TD4	E2	30A		(57)	01		MD016A MD000A MD005A MD015A 64 30A 62 29A 60 28A 55 29B	
XA418	TD4	F1	37A		MD0190	00	=		
XA418	TD4	F1	39B		(76)	01		MD004A MD015A MD000A MD001A 79 39B 77 38B 75 37B 7A 38A	
					MD0281	00	=		
XA423	YDD	A1	06A		()	01		MD0210 08 06A	
					MD028N	00	=		
XA423	YDD	AN	07A		()	01		MD00NA 10 07A	
XA423	TDD	AP	05B		MD028P	00	=		
XA423	YDD	AP	05A		(11)	01		SPA086 06 05A	
XA423	TDD	AQ	06B		MD028Q	00	=		
XA423	YDD	AQ	07B		(13)	01		SPA085 15 07B	
XA418	TD4	B1	11B		MD0210	00	=		
XA418	TD4	B1	14A		(23)	01		MD053A MD052A MD051A MYA02A 26 14A 24 13A 22 12A 25 12B	
XA418	TD4	F2	35A		MD0200	00	=		
XA418	TD4	F2	36B		(69)	01		MD000A MD001A MD003A MD015A 73 36B 71 36A 72 34A 74 35B	
XA419	TQ2	B1	12A		MD0210	00	=		
XA419	TQ2	B1	14A		(22)	01		MD014A SPA080 26 14A 24 13A	
XA419	TQ2	B2	09A		MD0220	00	=		
XA419	TQ2	B2	11A		(14)	01		MD010A MD007A 20 11A 18 10A	
XA419	TQ2	B3	10B		MD0230	00	=		
XA419	TQ2	B3	08B		(21)	01		MD007A MD008A 17 08B 19 09B	

DRAWING NUMBER 149012-860

UNIT ASSEMBLY NO. 149012

REV. E

INDEX

MD0240

LOGIC

UNIT ASSEMBLY NAME CARD CAGE ASSY, CPU L.H.

FILE IDENT

T39B2CP1

DATE 09-03-82

PAGE

284

CONNECTOR	CIRCUIT TYPE	GROUP	TEST POINTS AND/OR	EQUATION	TERM	LOGIC STATE	FACTOR	COMMENT
KA416	TT3	F3	39A	MD0240	00	=		
KA416	TT3	F3	35A	(80)	01		MD010A MD013A MD007A 69 35A 76 37A 78 38A	
KA419	TQ2	B4	13B	MD0250	00	=		
KA419	TQ2	B4	11B	(27)	01		MD008A MD007A 23 11B 25 12B	
KA419	TQ2	C1	18A	MD0260	00	=		
KA419	TQ2	C1	20A	(38)	01		SPA080 MD012A 42 20A 40 19A	
KA419	TQ2	C2	15A	MD0270	00	=		
KA419	TQ2	C2	17A	(30)	01		MD009A MD008A 36 17A 34 16A	
KA412	TD4	D2	24B	MD0280	00	=		
KA412	TD4	D2	23A	(45)	01		SPA080 MD011A MD009A MD008A 50 23A 48 22A 46 21A 43 23B	
KA514	TT3	E3	33B	MD0290	00	=		
KA514	TT3	E3	30B	(63)	01		URECVB MD017A EYABLA 57 30B 59 31B 61 32B	
				MD038I	00	=		
KA424	TDD	AI	06A	()	01		MD0310 08 06A	
				MD038N	00	=		
KA424	TDD	AW	07A	()	01		MD00NA 10 07A	
KA424	TDD	AP	05B	MD038P	00	=		
KA424	TDD	AP	05A	(11)	01		SPA088 06 05A	
KA424	TDD	AQ	06B	MD038Q	00	=		
KA424	TDD	AQ	07B	(13)	01		SPA087 15 07B	
KA418	TD4	B2	10B	MD0310	00	=		
KA418	TD4	B2	11A	(21)	01		MD056A MD055A MD054A MYA03A 20 11A 18 10A 14 09A 19 09B	
KA515	TQ2	F2	34A	MD0300	00	=		
KA515	TQ2	F2	36B	(72)	01		URECVB EYABLA 73 36B 71 36A	

DRAWING NUMBER 149012-860

UNIT ASSEMBLY NO. 149012

REV. E

INDEX

MD0310

LOGIC

UNIT ASSEMBLY NAME CARD CAGE ASSY, CPU L.H.

FILE IDENT

T39B2CP1

DATE 09-03-82

PAGE

285

CONNECTOR	TEST POINTS AND/OR	EQUATION	3	DESIGN	FACTOR	COMMENT
XA514	TT3 F1 36B	MD0310	00 =			
XA514	TT3 F1 39B	(73)	01		MD017A URECVB EYABLA 79 39B 77 38B 75 37B	
XA515	TQ2 F3 35A	MD0320	00 =			
XA515	TQ2 F3 34B	(69)	01		URECVB EYABLA 65 34B 74 35B	
XA514	TT3 F2 35B	MD0330	00 =			
XA514	TT3 F2 36A	(74)	01		MD017A EYABLA URECVB 71 36A 72 34A 65 34B	
XA515	TQ2 F4 39A	MD0340	00 =			
XA515	TQ2 F4 37A	(80)	01		EYABLA URECVB 76 37A 78 38A	
XA514	TT3 F3 39A	MD0350	00 =			
XA514	TT3 F3 35A	(80)	01		MD017A URECVB EYABLA 69 35A 76 37A 78 38A	
XA511	TQ2 F2 34A	MD0360	00 =			
XA511	TQ2 F2 36B	(72)	01		URECVB EYABLA 73 36B 71 36A	
XA414	TQ2 A1 05A	MD0370	00 =			
XA414	TQ2 A1 07A	(06)	01		MD006A SPA080 10 07A 08 06A	
XA419	TQ2 C4 19B	MD0380	00 =			
XA419	TQ2 C4 17B	(39)	01		SPA080 MD002A 35 17B 37 18B	
XA419	TQ2 D1 24A	MD0390	00 =			
XA419	TQ2 D1 26A	(52)	01		SPA081 MD000A 56 26A 54 25A	
		MD048I	00 =			
XA421	TDD 8I 03B	()	01		MD0410 05 03B	
		MD048N	00 =			
XA421	YDD 8N 02B	()	01		MD04NA 01 02B	
XA421	TDD 8P 04B	MD048P	00 =			
XA421	TDD 8P 04A	(09)	01		SPA082 04 04A	

DRAWING NUMBER 149012-860

UNIT ASSEMBLY NO. 149012

REV. E

INDEX

MD04BQ

LOGIC

UNIT ASSEMBLY NAME CARD CAGE ASSY, CPU L.H.

FILE IDENT

T39B2CP1

DATE 09-03-82

PAGE

286

CONNECTOR	GROUP	TEST POINTS	EQUATION	TEST POINT	FACTOR	COMMENT
		AND OR				
XA421	TDD	BQ 03A	MD048Q	00 =		
XA421	TDD	BQ 02A	(07)	01	SPA081 03 02A	
XA418	TD4	C1 17B	MD0410	00 =		
XA418	TD4	C1 20A	(35)	01	MD057A MD058A MYA04A MD059A 42 20A 40 19A 38 18A 37 18B	
XA420	TD4	A2 04B	MD04NA	00 =		MD0407 CLOCK
XA420	TD4	A2 04A	(09)	01	CLOCMB MD0170 MP401A MP400A 04 04A 05 03B 01 02B 07 03A	
XA419	TQ2	D2 21A	MD0400	00 =		
XA419	TQ2	D2 23A	(46)	01	MD005A MD002A 50 23A 48 22A	
XA419	TQ2	D3 24B	MD0410	00 =		
XA419	TQ2	D3 22B	(45)	01	SPA080 MD000A 41 22B 43 23B	
XA419	TQ2	D4 27B	MD0420	00 =		
XA419	TQ2	D4 25B	(51)	01	SPA080 MD004A 47 25B 49 26B	
XA419	TQ2	E1 31A	MD0430	00 =		
XA419	TQ2	E1 33A	(66)	01	MD000A MD001A 70 33A 68 32A	
XA416	TT3	F2 35B	MD0440	00 =		
XA416	TT3	F2 36A	(74)	01	MD000A MD001A MD003A 71 36A 72 34A 65 34B	
XA417	TQ2	A1 05A	MD045A	00 =		
XA417	TQ2	A1 07A	(06)	01	DB00M0 MD0390 10 07A 08 06A	
XA417	TQ2	A2 02B	MD046A	00 =		
XA417	TQ2	A2 04A	(01)	01	DB16M0 MD0380 04 04A 05 03B	
XA417	TQ2	A3 04B	MD047A	00 =		
XA417	TQ2	A3 02A	(09)	01	MD0370 DB24M0 03 02A 07 03A	
XA417	TQ2	A4 07B	MD048A	00 =		
XA417	TQ2	A4 05B	(15)	01	MD0390 DB01M0 11 05B 13 06B	

DRAWING NUMBER 149012-860

UNIT ASSEMBLY NO. 149012

REV. E

INDEX

MD049A

LOGIC

UNIT ASSEMBLY NAME CARD CAGE ASSY, CPU L.H.

FILE IDENT

T39B2CP1

DATE 09-03-82

PAGE

287

CONNECTOR	LOC	POS	TEST POINTS AND/OR	EQUATION	J	TEST	DESIG.	FACTOR	COMMENT
XA417	TQ2	B1	12A	MD049A	00	=			
XA417	TQ2	B1	14A	(22)	01		MD0380 DB17M0 26 14A 24 13A		
				MD05B1	00	=			
XA422	YDD	B1	03B	()	01		MD0510 05 03B		
				MD05BN	00	=			
XA422	YDD	BN	02B	()	01		MD04NA 01 02B		
XA422	TDD	BP	04B	MD05BP	00	=			
XA422	YDD	BP	04A	(09)	01		SPA084 04 04A		
XA422	TDD	BQ	03A	MD05BQ	00	=			
XA422	YDD	BQ	02A	(07)	01		SPA083 03 02A		
XA418	TD4	C2	16B	MD0510	00	=			
XA418	YD4	C2	17A	(33)	01		MD061A MD062A MYA05A MD060A 36 17A 34 16A 30 15A 31 15B		
XA417	TQ2	B2	09A	MD050A	00	=			
XA417	YQ2	B2	11A	(14)	01		DB25M0 MD0370 20 11A 18 10A		
XA417	TQ2	B3	10B	MD051A	00	=			
XA417	YQ2	B3	08B	(21)	01		MD0390 DB02M0 17 08B 19 09B		
XA417	TQ2	B4	13B	MD052A	00	=			
XA417	YQ2	B4	11B	(27)	01		MD0380 DB18M0 23 11B 25 12B		
XA417	TQ2	C1	18A	MD053A	00	=			
XA417	YQ2	C1	20A	(38)	01		MD0370 DB26M0 42 20A 40 19A		
XA417	TQ2	C2	15A	MD054A	00	=			
XA417	YQ2	C2	17A	(30)	01		DB03M0 MD0390 36 17A 34 16A		
XA417	TQ2	C3	16B	MD055A	00	=			
XA417	YQ2	C3	14B	(33)	01		MD0380 DB19M0 29 14B 31 15B		

DRAWING NUMBER 149012-860

UNIT ASSEMBLY NO. 149012

REV. E

INDEX

MD056A

LOGIC

FILE IDENT

T39B2CP1

DATE

09-03-82

PAGE

288

UNIT ASSEMBLY NAME CARD CAGE ASSY, CPU L.H.

CONNECTOR	GROUP	TEST POINTS AND/OR	EQUATION	TERMINAL	DESIGNATOR	FACTOR	COMMENT
KA417	TQ2	C4 19B	MD056A	00	=		
KA417	TQ2	C4 17B	(39)	01		DB27M0 MD0370 35 17B 37 18B	
KA417	TQ2	D1 24A	MD057A	00	=		
KA417	TQ2	D1 26A	(52)	01		DB04M0 MD0390 56 26A 54 25A	
KA417	TQ2	D2 21A	MD058A	00	=		
KA417	TQ2	D2 23A	(46)	01		DB20M0 MD0380 50 23A 48 22A	
KA417	TQ2	D3 24B	MD059A	00	=		
KA417	TQ2	D3 22B	(45)	01		MD0370 DB28M0 41 22B 43 23B	
			MD068I	00	=		
KA423	TDD	BI 03B	()	01		MD0610 05 03B	
			MD068N	00	=		
KA423	TDD	BN 02B	()	01		MD04NA 01 02B	
KA423	TDQ	BP 04B	MD068P	00	=		
KA423	TDD	BP 04A	(09)	01		SPA086 04 04A	
KA423	TDD	BQ 03A	MD068Q	00	=		
KA423	TDD	BQ 02A	(07)	01		SPA085 03 02A	
KA418	TD4	D1 25B	MD0610	00	=		
KA418	TD4	D1 26A	(47)	01		MD064A MD063A MD065A MYA06A 56 26A 54 25A 52 24A 49 26B	
KA417	TQ2	D4 27B	MD060A	00	=		
KA417	TQ2	D4 25B	(51)	01		MD0390 DB05M0 47 25B 49 26B	
KA417	TQ2	E1 31A	MD061A	00	=		
KA417	TQ2	E1 33A	(66)	01		DB21M0 MD0380 70 33A 68 32A	
KA417	TQ2	E2 28A	MD062A	00	=		
KA417	TQ2	E2 30A	(60)	01		DB29M0 MD0370 64 30A 62 29A	

DRAWING NUMBER 149012-860

UNIT ASSEMBLY NO. 149012

REV. E

INDEX

MD063A

LOGIC

UNIT ASSEMBLY NAME CARD CAGE ASSY, CPU L.H.

FILE IDENT

T39B2CP1

DATE 09-03-82

PAGE

289

CONNECTOR	CIRCUIT TYPE	GROUP	TEST POINTS AND/OR	EQUATION	3 T W	DESIGNATOR	FACTOR	COMMENT
XA417	TQ2	E3	30B	MD063A	00	=		
XA417	TQ2	E3	28B	(57)	01		MD0390 DB06M0 53 28B 55 29B	
XA417	TQ2	E4	33B	MD064A	00	=		
XA417	TQ2	E4	31B	(63)	01		DB22M0 MD0380 59 31B 61 32B	
XA419	TQ2	E4	33B	MD065A	00	=		
XA419	TQ2	E4	31B	(63)	01		DB30M0 MD0370 59 31B 61 32B	
XA417	TQ2	F2	34A	MD066A	00	=		
XA417	TQ2	F2	36B	(72)	01		DB07M0 MD0390 73 36B 71 36A	
XA417	TQ2	F3	35A	MD067A	00	=		
XA417	TQ2	F3	34B	(69)	01		MD0380 DB23M0 65 34B 74 35B	
XA417	TQ2	F4	39A	MD068A	00	=		
XA417	TQ2	F4	37A	(80)	01		MD0370 DB31M0 76 37A 78 38A	
XA415	TQ2	C1	18A	MD069A	00	=		
XA415	TQ2	C1	20A	(38)	01		DB08M0 MD0410 42 20A 40 19A	
				MD078I	00	=		
XA424	TDD	B1	03B	()	01		MD0710 05 03B	
				MD079N	00	=		
XA424	TDD	BN	02B	()	01		MD04NA 01 02B	
XA424	TDD	BP	04B	MD078P	00	=		
XA424	TDD	BP	04A	(09)	01		SPA088 04 04A	
XA424	TDD	BQ	03A	MD078Q	00	=		
XA424	TDD	BQ	02A	(07)	01		SPA087 03 02A	
XA418	TD4	D2	24B	MD0710	00	=		
XA418	TD4	D2	23A	(45)	01		MD067A MD068A MD066A MYA07A 50 23A 48 22A 46 21A 43 23B	

DRAWING NUMBER 149012-860

UNIT ASSEMBLY NO. 149012

REV. E

INDEX

MD070A

LOGIC

UNIT ASSEMBLY NAME CARD CAGE ASSY, CPU L.H.

FILE IDENT

T39B2CP1

DATE 09-03-82

PAGE

290

CONNECTOR	TEST POINT GROUP	TEST POINTS AND/OR	EQUATION	TEST POINTS	STATUS	FACTOR	COMMENT
KA415	TQ2 C2	15A	MD070A	00 =			
KA415	TQ2 C2	17A	(30)	01	MD0400 DB24M0 36 17A 34 16A		
KA415	TQ2 C3	16B	MD071A	00 =			
KA415	TQ2 C3	14B	(33)	01	MD0410 DB09M0 29 14B 31 15B		
KA415	TQ2 C4	19B	MD072A	00 =			
KA415	TQ2 C4	17B	(39)	01	DB25M0 MD0400 35 17B 37 18B		
KA415	TQ2 D1	24A	MD073A	00 =			
KA415	TQ2 D1	26A	(32)	01	DB10M0 MD0410 56 26A 54 25A		
KA415	TQ2 D2	21A	MD074A	00 =			
KA415	TQ2 D2	23A	(46)	01	MD0400 DB26M0 50 23A 48 22A		
KA415	TQ2 D3	24B	MD075A	00 =			
KA415	TQ2 D3	22B	(45)	01	MD0410 DB11M0 41 22B 43 23B		
KA415	TQ2 D4	27B	MD076A	00 =			
KA415	TQ2 D4	25B	(51)	01	DB27M0 MD0400 47 25B 49 26B		
KA415	TQ2 E1	31A	MD077A	00 =			
KA415	TQ2 E1	33A	(66)	01	DB12M0 MD0410 70 33A 68 32A		
KA415	TQ2 E2	28A	MD078A	00 =			
KA415	TQ2 E2	30A	(60)	01	MD0400 DB28M0 64 30A 62 29A		
KA415	TQ2 E3	30B	MD079A	00 =			
KA415	TQ2 E3	28B	(57)	01	MD0410 DB13M0 53 28B 55 29B		
			MD088I	00 =			
KA42I	TDD CI	13A	()	01	MD0810 24 13A		
			MD088N	00 =			
KA42I	TDD CN	14A	()	01	MD08NA 26 14A		

DRAWING NUMBER 149012-860

UNIT ASSEMBLY NO. 149012

REV. E

INDEX

MD08BP

LOGIC

UNIT ASSEMBLY NAME CARD CAGE ASSY, CPU L.H.

FILE IDENT

T39B2CP1

DATE 09-03-82

PAGE

291

CONNECTOR	GROUP	TEST POINTS AND/OR	EQUATION	TEST	TEST POINT	FACTOR	COMMENT
XA421	TDD	CP 11B	MD085P	00	*		
XA421	YDD	CP 12A	(23)	01		SPA082 22 12A	
XA421	TDD	CQ 12B	MD086Q	00	=		
XA421	YDD	CQ 13B	(25)	01		SPA081 27 13B	
XA416	YT3	A1 04A	MD0810	00	=		
XA416	YT3	A1 07A	(04)	01		MYA08A MD069A MD070A 10 07A 08 06A 06 05A	
XA420	TD4	B1 11B	MD08NA	00	=		MD0811 CLOCK
XA420	YD4	B1 14A	(23)	01		CLOCMB MP401A MD0180 MP400A 26 14A 24 13A 22 12A 25 12B	
XA415	TQ2	E4 33B	MD080A	00	=		
XA415	YQ2	E4 31B	(63)	01		DB29M0 MD0400 59 31B 61 32B	
XA415	TQ2	F1 37B	MD081A	00	=		
XA415	YQ2	F1 39B	(75)	01		DB14M0 MD0410 79 39B 77 38B	
XA415	TQ2	F2 34A	MD082A	00	=		
XA415	YQ2	F2 36B	(72)	01		MD0400 DB30M0 73 36B 71 36A	
XA415	TQ2	F3 35A	MD083A	00	=		
XA415	YQ2	F3 34B	(69)	01		MD0410 DB15M0 65 34B 74 35B	
XA415	TQ2	F4 39A	MD084A	00	=		
XA415	YQ2	F4 37A	(80)	01		DB31M0 MD0400 76 37A 78 38A	
XA414	TQ2	C1 18A	MD085A	00	=		
XA414	YQ2	C1 20A	(38)	01		DB16M0 MD0430 42 20A 40 19A	
XA414	TQ2	C2 15A	MD086A	00	=		
XA414	YQ2	C2 17A	(30)	01		DB24M0 MD0420 36 17A 34 16A	
XA414	TQ2	C3 16B	MD087A	00	=		
XA414	YQ2	C3 14B	(33)	01		MD0430 DB17M0 29 14B 31 15B	

DRAWING NUMBER 149012-860

UNIT ASSEMBLY NO. 149012

REV. E

INDEX

MD088A

LOGIC

UNIT ASSEMBLY NAME CARD CAGE ASSY, CPU L.H.

FILE IDENT

T39B2CP1

DATE 09-03-82

PAGE

292

CONNECTOR	CIRCUIT TYPE	GROUP	TEST POINTS AND/OR	EQUATION	TERM	DEFINITION	FACTOR	COMMENT
KA414	TQ2	C4	19B	MD088A	00	=		
KA414	TQ2	C4	17B	(139)	01		MD0420 DB25M0 35 17B 37 18B	
KA414	TQ2	D1	24A	MD089A	00	=		
KA414	TQ2	D1	26A	(152)	01		DB18M0 MD0430 56 26A 54 25A	
				MD098I	00	=		
KA422	YDD	CI	13A	()	01		MD09I0 24 13A	
				MD098N	00	=		
KA422	YDD	CN	14A	()	01		MD08NA 26 14A	
KA422	TDD	CP	11B	MD098P	00	=		
KA422	TDD	CP	12A	(23)	01		SPA084 22 12A	
KA422	TDD	CQ	12B	MD098Q	00	=		
KA422	TDD	CQ	13B	(25)	01		SPA083 27 13B	
KA416	TT3	A2	03A	MD09I0	00	=		
KA416	TT3	A2	03B	(07)	01		HYA09A MD071A MD072A 05 03B 01 02B 03 02A	
KA414	TQ2	D2	21A	MD090A	00	=		
KA414	TQ2	D2	23A	(46)	01		DB26M0 MD0420 50 23A 48 22A	
KA414	TQ2	D3	24B	MD091A	00	=		
KA414	TQ2	D3	22B	(45)	01		MD0430 DB19M0 41 22B 43 23B	
KA414	TQ2	D4	27B	MD092A	00	=		
KA414	TQ2	D4	25B	(51)	01		MD0420 DB27M0 47 25B 49 26B	
KA414	TQ2	E1	31A	MD093A	00	=		
KA414	TQ2	E1	33A	(66)	01		DB20M0 MD0430 70 33A 68 32A	
KA414	TQ2	E2	28A	MD094A	00	=		
KA414	TQ2	E2	30A	(60)	01		DB28M0 MD0420 64 30A 62 29A	

DRAWING NUMBER 149012-860

UNIT ASSEMBLY NO. 149012

REV. E

INDEX

MD095A

LOGIC

UNIT ASSEMBLY NAME CARD CAGE ASSY, CPU L.H.

FILE IDENT

T39B2CP1

DATE 09-03-82

PAGE

293

CONNECTOR	TEST POINTS AND/OR	EQUATION	DESIGNATOR	FACTOR	COMMENT
XA414	TQ2 E3 30B	MD095A	00 =		
XA414	TQ2 E3 28B	(57)	01	DB21M0 MD0430 53 28B 55 29B	
XA414	TQ2 E4 33B	MD096A	00 =		
XA414	TQ2 E4 31B	(63)	01	DB29M0 MD0420 59 31B 61 32B	
XA414	TQ2 F1 37B	MD097A	00 =		
XA414	TQ2 F1 39B	(75)	01	DB22M0 MD0430 79 39B 77 38B	
XA414	TQ2 F2 34A	MD098A	00 =		
XA414	TQ2 F2 36B	(72)	01	DB30M0 MD0420 73 36B 71 36A	
XA414	TQ2 F3 35A	MD099A	00 =		
XA414	TQ2 F3 34B	(69)	01	DB23M0 MD0430 65 34B 74 35B	
		MD10BI	00 =		
XA423	TDD CI 13A	()	01	MD10IO 24 13A	
		MD10BN	00 =		
XA423	TDD CN 14A	()	01	MD08NA 26 14A	
XA423	TDD CP 11B	MD10BP	00 =		
XA423	TDD CP 12A	(23)	01	SPA086 22 12A	
XA423	TDD CQ 12B	MD10BQ	00 =		
XA423	TDD CQ 13B	(25)	01	SPA085 27 13B	
XA416	TT3 A3 07B	MD10IO	00 =		
XA416	TT3 A3 04B	(15)	01	MD074A MD073A MYA10A 09 04B 11 05B 13 06B	
XA414	TQ2 F4 39A	MD100A	00 =		
XA414	TQ2 F4 37A	(80)	01	DB31M0 MD0420 76 37A 78 38A	
XA419	TQ2 C3 16B	MD101A	00 =		
XA419	TQ2 C3 14B	(33)	01	DB24M0 MD0440 29 14B 31 15B	

DRAWING NUMBER 149012-860

UNIT ASSEMBLY NO. 149012

REV. E

INDEX

MD102A

LOGIC

UNIT ASSEMBLY NAME CARD CAGE ASSY, CPU L.H.

FILE IDENT

T39B2CP1

DATE 09-03-82

PAGE

294

CONNECTOR	CIRCUIT GROUP	TEST POINTS AND/OR	EQUATION	TEST DESIG. PREFIX	FACTOR	COMMENT
KA414	TQ2 A2	02B	MD102A	00 =		
KA414	TQ2 A2	04A	(01)	01	DB25M0 MD0440 04 04A 05 03B	
KA414	TQ2 A3	04B	MD103A	00 =		
KA414	TQ2 A3	02A	(09)	01	MD0440 DB26M0 03 02A 07 03A	
KA414	TQ2 A4	07B	MD104A	00 =		
KA414	TQ2 A4	05B	(15)	01	DB27M0 MD0440 11 05B 13 06B	
KA414	TQ2 B1	12A	MD105A	00 =		
KA414	TQ2 B1	14A	(22)	01	DB28M0 MD0440 26 14A 24 13A	
KA414	TQ2 B2	09A	MD106A	00 =		
KA414	TQ2 B2	11A	(14)	01	DB29M0 MD0440 20 11A 18 10A	
KA414	TQ2 B3	10B	MD107A	00 =		
KA414	TQ2 B3	08B	(21)	01	MD0440 DB30M0 17 08B 19 09B	
KA414	TQ2 B4	13B	MD108A	00 =		
KA414	TQ2 B4	11B	(27)	01	MD0440 DB31M0 23 11B 25 12B	
			MD118I	00 =		
KA424	TDD CI	13A	()	01	MD1110 24 13A	
			MD118N	00 =		
KA424	TDD CN	14A	()	01	DB3NA 26 14A	
KA424	TDD CP	11B	MD118P	00 =		
KA424	TDD CP	12A	(23)	01	SPA088 22 12A	
KA424	TDD CQ	12B	MD118Q	00 =		
KA424	TDD CQ	13B	(25)	01	SPA089 27 13B	
KA416	TT3 B1	11A	MD1110	00 =		
KA416	TT3 B1	14A	(20)	01	MD076A MYA11A MD075A 26 14A 24 13A 22 12A	

DRAWING NUMBER 149012-860 UNIT ASSEMBLY NO. 149012 REV. E INDEX MD116A
 UNIT ASSEMBLY NAME CARD CAGE ASSY, CPU L.H. LOGIC FILE IDENT T39B2CP1 DATE 09-03-82 PAGE 295

CONNECTOR	GROUP TYPE	GROUP	TEST POINTS	EQUATION	TEST POINT	DISC. VALUE	FACTOR	COMMENT
			AND OR					
XA519	TQ2	A1	05A	MD116A	00	=		
XA519	TQ2	A1	07A	(06)	01		MD2640 MD008Q 10 07A 08 06A	
XA519	TQ2	A2	02B	MD117A	00	=		
XA519	TQ2	A2	04A	(01)	01		MD2690 DB00M0 04 04A 05 03B	
XA519	TQ2	A3	04B	MD118A	00	=		
XA519	TQ2	A3	02A	(09)	01		CMM18Q MC0870 03 02A 07 03A	
XA519	TQ2	A4	07B	MD119A	00	=		
XA519	TQ2	A4	05B	(15)	01		MD018Q MD2640 11 05B 13 06B	
				MD128I	00	=		
XA421	TDD	DI	10A	()	01		MD1210 18 10A	
				MD128N	00	=		
XA421	TDD	DN	09A	()	01		MD12NA 14 09A	
XA421	TDD	DP	10B	MD128P	00	=		
XA421	TDD	DP	11A	(21)	01		SPA082 20 11A	
XA421	TDD	DQ	09B	MD128Q	00	=		
XA421	TDD	DQ	08B	(19)	01		SPA081 17 08B	
XA416	TT3	B2	09B	MD1210	00	=		
XA416	TT3	B2	10A	(19)	01		MYA12A MD078A MD077A 18 10A 14 09A 17 08B	
XA420	TD4	B2	10B	MD12NA	00	=		MD1215 CLOCK
XA420	TD4	B2	11A	(21)	01		CLOCMB MP401A MD0180 MP400A 20 11A 18 10A 14 09A 19 09B	
XA519	TQ2	B1	12A	MD120A	00	=		
XA519	TQ2	B1	14A	(22)	01		MD2690 DB01M0 26 14A 24 13A	
XA519	TQ2	B2	09A	MD121A	00	=		
XA519	TQ2	B2	11A	(14)	01		MA0060 CMM2BQ 20 11A 18 10A	

DRAWING NUMBER 149012-860 UNIT ASSEMBLY NO. 149012 REV. E INDEX MD122A
 UNIT ASSEMBLY NAME CARD CAGE ASSY, CPU L.H. LOGIC FILE IDENT T39B2CP1 DATE 09-03-82 PAGE 296

CONNECTOR	CAGE TYPE	GROUP	TEST POINTS AND OR	EQUATION	TERM	DESIG- NATION	FACTOR	COMMENT
XA519	TQ2	B3	10B	MD122A	00	=	SPO	
XA519	TQ2	B3	08B	(21)	01		MD2800 SPA111 17 08B 19 09B	
XA519	TQ2	B4	13B	MD123A	00	=		
XA519	TQ2	B4	11B	(27)	01		MD2640 MD02BQ 23 11B 25 12B	
XA519	TQ2	C1	18A	MD124A	00	=		
XA519	TQ2	C1	20A	(38)	01		DB02MO MD2690 42 20A 40 19A	
XA519	TQ2	C2	15A	MD125A	00	=		
XA519	TQ2	C2	17A	(30)	01		MC0830 MA0060 36 17A 34 16A	
XA519	TQ2	C3	16B	MD126A	00	=		
XA519	TQ2	C3	14B	(33)	01		MD258P MD2800 29 14B 31 15B	
XA519	TQ2	C4	19B	MD127A	00	=		
XA519	TQ2	C4	17B	(39)	01		MD2640 MD03BQ 35 17B 37 18B	
XA519	TQ2	D1	24A	MD128A	00	=		
XA519	TQ2	D1	26A	(52)	01		MD2690 DB03MO 56 26A 54 25A	
				MD138I	00	=		
KA422	TDD	D1	10A	()	01		MD1310 18 10A	
				MD138N	00	=		
KA422	TDD	DN	09A	()	01		MD12NA 14 09A	
KA422	TDD	DP	10B	MD138P	00	=		
KA422	TDD	DP	11A	(21)	01		SPA084 20 11A	
KA422	TDD	DQ	09B	MD138Q	00	=		
KA422	TDD	DQ	08B	(19)	01		SPA083 17 08B	
KA416	TT3	B3	13B	MD1310	00	=		
KA416	TT3	B3	10B	(27)	01		MD079A MD080A MYA13A 21 10B 23 11B 25 12B	

DRAWING NUMBER 149012-860 UNIT ASSEMBLY NO. 149012 REV. E INDEX MD130A
 UNIT ASSEMBLY NAME CARD CAGE ASSY, CPU L.H. LOGIC FILE IDENT T39B2CP1 DATE 09-03-82 PAGE 297

CONNECTOR	CREW POINT	A GROUP	TEST POINTS AND/OR	EQUATION	Z TEST	DESIGNATOR	FACTOR	COMMENT
XA519	TQ2	D2	21A	MD130A	00	=		
XA519	TQ2	D2	23A	(46)	01		MD2640 MD048Q 50 23A 48 22A	
XA519	TQ2	D3	24B	MD131A	00	=		
XA519	TQ2	D3	22B	(45)	01		DB04M0 MD2690 41 22B 43 23B	
XA519	TQ2	D4	27B	MD132A	00	=		
XA519	TQ2	D4	25B	(51)	01		MD05BQ MD2640 47 25B 49 26B	
XA519	TQ2	E1	31A	MD133A	00	=		
XA519	TQ2	E1	33A	(66)	01		MD2690 DB05M0 70 33A 68 32A	
XA519	TQ2	E2	28A	MD134A	00	=		
XA519	TQ2	E2	30A	(60)	01		MD2650 MD06BQ 64 30A 62 29A	
XA519	TQ2	E3	30B	MD135A	00	=		
XA519	TQ2	E3	28B	(57)	01		DB06M0 MD2690 53 28B 55 29B	
XA519	TQ2	E4	33B	MD136A	00	=		
XA519	TQ2	E4	31B	(63)	01		MB02XW MB0010 59 31B 61 32B	
XA519	TQ2	F1	37B	MD137A	00	=		
XA519	TQ2	F1	39B	(75)	01		MD07BQ MD2650 79 39B 77 38B	
XA519	TQ2	F2	34A	MD138A	00	=		
XA519	TQ2	F2	36B	(72)	01		DB07M0 MD2690 73 36B 71 36A	
XA519	TQ2	F3	35A	MD139A	00	=		
XA519	TQ2	F3	34B	(69)	01		MB0010 MB03XW 65 34B 74 35B	
				MD148I	00	=		
XA423	TDD	DI	10A	()	01		MD1410 18 10A	
				MD148N	00	=		
XA423	TDD	DN	09A	()	01		MD12NA 14 09A	

DRAWING NUMBER 149012-860 UNIT ASSEMBLY NO. 149012 REV. E INDEX MD14BP
 UNIT ASSEMBLY NAME CARD CAGE ASSY, CPU L.H. LOGIC FILE IDENT T39B2CP1 DATE 09-03-82 PAGE 298

CONNECTOR	CIRCUIT TYPE	GROUP	TEST POINTS AND OR	EQUATION	TERM	DISC. DETOR	FACTOR	COMMENT
KA423	T00	DP	10B	MD14BP	00	=		
KA423	T00	DP	11A	(21)	01		SPA086 20 11A	
KA423	T00	DQ	09B	MD1480	00	=		
KA423	T00	DQ	08B	(19)	01		SPA085 17 08B	
KA416	TT3	C1	17A	MD1410	00	=		
KA416	TT3	C1	20A	(36)	01		MYA14A MD081A MD082A 42 20A 40 19A 38 18A	
KA519	TQ2	F4	39A	MD140A	00	=		
KA519	TQ2	F4	37A	(80)	01		MD2650 MD0880 76 37A 78 38A	
KA518	TQ2	A1	05A	MD141A	00	=		
KA518	TQ2	A1	07A	(06)	01		MD2700 DB08M0 10 07A 08 06A	
KA518	TQ2	A2	02B	MD142A	00	=		
KA518	TQ2	A2	04A	(01)	01		M80010 M804XW 04 04A 05 03B	
KA518	TQ2	A3	04B	MD143A	00	=		
KA518	TQ2	A3	02A	(09)	01		MD0980 MD2650 03 02A 07 03A	
KA518	TQ2	A4	07B	MD144A	00	=		
KA518	TQ2	A4	05B	(15)	01		DB09M0 MD2700 11 05B 13 06B	
KA518	TQ2	B1	12A	MD145A	00	=		
KA518	TQ2	B1	14A	(22)	01		M80010 M805XW 26 14A 24 13A	
KA518	TQ2	B2	09A	MD146A	00	=		
KA518	TQ2	B2	11A	(14)	01		MD2650 MD1080 20 11A 18 10A	
KA518	TQ2	B3	10B	MD147A	00	=		
KA518	TQ2	B3	08B	(21)	01		DB10M0 MD2700 17 08B 19 09B	
KA518	TQ2	B4	13B	MD148A	00	=		
KA518	TQ2	B4	11B	(27)	01		M806XW M80010 23 11B 25 12B	

DRAWING NUMBER 149012-860 UNIT ASSEMBLY NO. 149012 REV. E INDEX MD149A
 UNIT ASSEMBLY NAME CARD CAGE ASSY, CPU L.H. LOGIC FILE IDENT T39B2CP1 DATE 09-03-82 PAGE 299

CONNECTOR	CIRCUIT TYPE	GROUP	TEST POINTS AND/OR	EQUATION	TEST	DESIGNATOR	FACTOR	COMMENT
XA518	TQ2	C1	18A	MD149A	00	=		
XA518	YQ2	C1	20A	(38)	01		MD2650 MD118Q 42 20A 40 19A	
				MD15BI	00	=		
XA424	YDD	DI	10A	()	01		MD15IO 18 10A	
				MD15BN	00	=		
XA424	YDD	DN	09A	()	01		MD12NA 14 09A	
XA424	TDD	DP	10B	MD15BP	00	=		
XA424	YDD	DP	11A	(21)	01		SPA088 20 11A	
XA424	TDD	DQ	09B	MD15BQ	00	=		
XA424	YDD	DQ	08B	(19)	01		SPA089 17 08B	
XA416	YT3	C2	15B	MD15IO	00	=		
XA416	YT3	C2	16A	(31)	01		MYA15A MD083A MD084A 34 16A 30 15A 29 14B	
XA518	TQ2	C2	15A	MD150A	00	=		
XA518	YQ2	C2	17A	(30)	01		MD2700 DB11M0 36 17A 34 16A	
XA518	TQ2	C3	16B	MD151A	00	=		
XA518	YQ2	C3	14B	(33)	01		MB07XW MB0010 29 14B 31 15B	
XA518	TQ2	C4	19B	MD152A	00	=		
XA518	YQ2	C4	17B	(39)	01		MD12BQ MD2650 35 17B 37 18B	
XA518	TQ2	D1	24A	MD153A	00	=		
XA518	YQ2	D1	26A	(52)	01		MD2700 DB12M0 56 26A 54 25A	
XA518	TQ2	D2	21A	MD154A	00	=		
XA518	YQ2	D2	23A	(46)	01		MB0010 MB08XW 50 23A 48 22A	
XA518	TQ2	D3	24B	MD155A	00	=		
XA518	YQ2	D3	22B	(45)	01		MD13BQ MD2650 41 22B 43 23B	

DRAWING NUMBER 149012-860 UNIT ASSEMBLY NO. 149012 REV. E INDEX MD156A
 UNIT ASSEMBLY NAME CARD CAGE ASSY, CPU L.H. LOGIC FILE IDENT T39B2CP1 DATE 09-03-82 PAGE 300

CONNECTOR	CIRCUIT TYPE	GROUP	TEST POINTS		EQUATION	TERM	RELATION	FACTOR	COMMENT
			AND	OR					
KA518	TQ2	D4	27B		MD156A	00	=		
KA518	TQ2	D4	25B		(51)	01		D913M0 MD2700 47 25B 49 26B	
KA518	TQ2	E1	31A		MD157A	00	=		
KA518	TQ2	E1	33A		(66)	01		M80020 M809XW 70 33A 68 32A	
KA518	TQ2	E2	28A		MD158A	00	=		
KA518	TQ2	E2	30A		(60)	01		MD2650 MD148Q 64 30A 62 29A	
KA518	TQ2	E3	30B		MD159A	00	=		
KA518	TQ2	E3	28B		(57)	01		D814M0 MD2700 53 28B 55 29B	
					MD168I	00	=		
KA421	TDD	E1	19A		()	01		MD1610 40 19A	
					MD168N	00	=		
KA421	TDD	EN	20A		()	01		MD16NA 42 20A	
KA421	TDD	EP	17B		MD168P	00	=		
KA421	TDD	EP	18A		(35)	01		SPA082 38 18A	
KA421	TDD	EQ	18B		MD168Q	00	=		
KA421	TDD	EQ	19B		(37)	01		SPA081 39 19B	
KA416	TT3	C3	19B		MD1610	00	=		
KA416	TT3	C3	16B		(39)	01		MD086A MD085A MYA16A 33 16B 35 17B 37 18B	
KA420	TD4	C1	17B		MD16NA	00	=		MD1619 CLOCK
KA420	TD4	C1	20A		(35)	01		CLOCMB MP401A MD0190 MP400A 42 20A 40 19A 38 18A 37 18B	
KA518	TQ2	E4	33B		MD160A	00	=		
KA518	TQ2	E4	31B		(63)	01		M810XW M80020 59 31B 61 32B	
KA518	TQ2	F1	37B		MD161A	00	=		
KA518	TQ2	F1	39B		(75)	01		MD168Q MD2870 79 39B 77 38B	

DRAWING NUMBER 149012-860 UNIT ASSEMBLY NO. 149012 REV. E INDEX MD162A
 UNIT ASSEMBLY NAME CARD CAGE ASSY, CPU L.H. LOGIC FILE IDENT T39B2CP1 DATE 09-03-82 PAGE 301

CONNECTOR	CIRCUIT TYPE	A 3 G E	TEST POINTS AND/OR	EQUATION	2 TEST	DESIG- NATOR	FACTOR	COMMENT
XA518	TQ2	F2	34A	MD162A	00	=		
XA518	TQ2	F2	36B	(72)	01		MD15BQ MD2650 73 36B 71 36A	
XA518	TQ2	F3	35A	MD163A	00	=		
XA518	TQ2	F3	34B	(69)	01		MD2700 DB15M0 65 34B 74 35B	
XA518	TQ2	F4	39A	MD164A	00	=		
XA518	TQ2	F4	37A	(80)	01		MB11XW MB0020 76 37A 78 38A	
XA517	TQ2	A1	05A	MD165A	00	=		
XA517	TQ2	A1	07A	(06)	01		MD17BQ MD2870 10 07A 08 06A	
XA517	TQ2	A2	02B	MD166A	00	=		
XA517	TQ2	A2	04A	(01)	01		MD2660 MD16BQ 04 04A 05 03B	
XA517	TQ2	A3	04B	MD167A	00	=		
XA517	TQ2	A3	02A	(09)	01		DB16M0 MD2710 03 02A 07 03A	
XA517	TQ2	A4	07B	MD168A	00	=		
XA517	TQ2	A4	05B	(15)	01		MB12XW MB0020 11 05B 13 06B	
XA517	TQ2	B1	12A	MD169A	00	=		
XA517	TQ2	B1	14A	(22)	01		MD18BQ MD2870 26 14A 24 13A	
				MD17BI	00	=		
XA422	TDD	EI	19A	()	01		MD1710 40 19A	
				MD17BN	00	=		
XA422	TDD	EN	20A	()	01		MD16NA 42 20A	
				MD17BP	00	=		
XA422	TDD	EP	17B	(35)	01		SPA084 38 18A	
				MD17BQ	00	=		
XA422	TDD	EQ	18B	(37)	01		SPA083 39 19B	

DRAWING NUMBER 149012-860

UNIT ASSEMBLY NO. 149012

REV. E

INDEX

MD1710

UNIT ASSEMBLY NAME CARD CAGE ASSY, CPU L.H.

LOGIC

FILE IDENT T39B2CP1

DATE 09-03-82

PAGE

302

CONNECTOR	CIRCUIT TYPE	GROUP	TEST POINTS		EQUATION	J TYPE	LOGIC VALUE	FACTOR			COMMENT
			AND	OR							
KA416	TT3	D1	23A		MD1710	00	=				
KA416	TT3	D1	26A		(50)	01		MYA17A	MD088A	MD087A	
								56 26A	54 25A	52 24A	
XA517	TQ2	B2	09A		MD170A	00	=				
XA517	TQ2	B2	11A		(14)	01		MD2660	MD178Q		
								20 11A	18 10A		
XA517	TQ2	B3	10B		MD171A	00	=				
XA517	TQ2	B3	08B		(21)	01		MD2710	DB17M0		
								17 08B	19 09B		
XA517	TQ2	B4	13B		MD172A	00	=				
XA517	TQ2	B4	11B		(27)	01		MB0020	MB13XW		
								23 11B	25 12B		
XA517	TQ2	C1	18A		MD173A	00	=				
XA517	TQ2	C1	20A		(38)	01		MD198Q	MD2870		
								42 20A	40 19A		
XA517	TQ2	C2	15A		MD174A	00	=				
XA517	TQ2	C2	17A		(30)	01		MD2660	MD188Q		
								36 17A	34 16A		
XA517	TQ2	C3	16B		MD175A	00	=				
XA517	TQ2	C3	14B		(33)	01		DB18M0	MD2710		
								29 14B	31 15B		
XA517	TQ2	C4	19B		MD176A	00	=				
XA517	TQ2	C4	17B		(39)	01		MB0020	MB14XW		
								35 17B	37 18B		
XA517	TQ2	D1	24A		MD177A	00	=				
XA517	TQ2	D1	26A		(52)	01		MD2660	MD198Q		
								56 26A	54 25A		
XA517	TQ2	D2	21A		MD178A	00	=				
XA517	TQ2	D2	23A		(46)	01		MD2710	DB19M0		
								50 23A	48 22A		
XA517	TQ2	D3	24B		MD179A	00	=				
XA517	TQ2	D3	22B		(45)	01		MB0020	MB15XW		
								41 22B	43 23B		
KA423	T00	E1	19A		MD188I	00	=				
					()	01		MD1810			
								40 19A			

DRAWING NUMBER 149012-860 UNIT ASSEMBLY NO. 149012 REV. E INDEX MD18BN
 UNIT ASSEMBLY NAME CARD CAGE ASSY, CPU L.H. LOGIC FILE IDENT T39B2CP1 DATE 09-03-82 PAGE 303

CONNECTOR	TYPE	GROUP	TEST POINTS AND/OR	EQUATION	3	DESIGNATION	FACTOR	COMMENT
XA423	TDD	EN	20A	MD188N ()	00	01	MD16NA 42 20A	
XA423	TDD	EP	17B	MD188P (35)	00	01	SPA086 38 18A	
XA423	TDD	EP	18A					
XA423	TDD	EQ	18B	MD188Q (37)	00	01	SPA087 39 19B	
XA423	TDD	EQ	19B					
XA416	TT3	D2	23B	MD1810 (43)	00	01	MYA18A MD089A MD090A 48 22A 46 21A 41 22B	
XA416	TT3	D2	22A					
XA517	TQ2	D4	27B	MD180A (51)	00	01	MD2660 MD20BQ 47 25B 49 26B	
XA517	TQ2	D4	25B					
XA517	TQ2	E1	31A	MD181A (66)	00	01	MD2710 DB20M0 70 33A 68 32A	
XA517	TQ2	E1	33A					
XA517	TQ2	E2	28A	MD182A (60)	00	01	MD2800 MD20BQ 64 30A 62 29A	
XA517	TQ2	E2	30A					
XA517	TQ2	E3	30B	MD183A (57)	00	01	MA048P MA0060 53 28B 55 29B	
XA517	TQ2	E3	28B					
XA517	TQ2	E4	33B	MD184A (63)	00	01	PLO2BQ MD2830 59 31B 61 32B	
XA517	TQ2	E4	31B					
XA517	TQ2	F1	37B	MD185A (75)	00	01	MD21BQ MD2660 79 39B 77 38B	
XA517	TQ2	F1	39B					
XA517	TQ2	F2	34A	MD186A (72)	00	01	MD2710 DB21M0 73 36B 71 36A	
XA517	TQ2	F2	36B					
XA517	TQ2	F3	35A	MD187A (69)	00	01	MD2800 MD21BQ 65 34B 74 35B	
XA517	TQ2	F3	34B					

DRAWING NUMBER 149012-860 UNIT ASSEMBLY NO. 149012 REV. E INDEX MD188A
 UNIT ASSEMBLY NAME CARD CAGE ASSY, CPU L.H. LOGIC FILE IDENT T39B2CP1 DATE 09-03-82 PAGE 304

CONNECTOR	CIRCUIT TYPE	GROUP	TEST POINTS AND OR	EQUATION	TERM	DESIGNATOR	FACTOR	COMMENT
XA517	TQ2	F4	39A	MD188A	00	=		
XA517	TQ2	F4	37A	(80)	01		MA0060 MA058P 76 37A 78 38A	
XA516	TQ2	A1	05A	MD189A	00	=		
XA516	TQ2	A1	07A	(06)	01		MD2830 PLO38Q 10 07A 08 06A	
				MD198I	00	=		
XA424	TDD	EI	19A	()	01		MD1910 40 19A	
				MD198N	00	=		
XA424	TDD	EN	20A	()	01		MD16NA 42 20A	
XA424	TDD	EP	17B	MD198P	00	=		
XA424	TDD	EP	18A	(35)	01		SPA090 38 18A	
XA424	TDD	EQ	18B	MD198Q	00	=		
XA424	TDD	EQ	19B	(37)	01		SPA089 39 19B	
XA416	TT3	D3	27B	MD1910	00	=		
XA416	TT3	D3	24B	(51)	01		MD091A MD092A MYA19A 45 24B 47 25B 49 26B	
XA516	TQ2	A2	02B	MD190A	00	=		
XA516	TQ2	A2	04A	(01)	01		MD228Q MD266Q 04 04A 05 03B	
XA516	TQ2	A3	04B	MD191A	00	=		
XA516	TQ2	A3	02A	(09)	01		DB22M0 MD2710 03 02A 07 03A	
XA516	TQ2	A4	07B	MD192A	00	=		
XA516	TQ2	A4	05B	(15)	01		MD228Q MD2810 11 05B 13 06B	
XA516	TQ2	B1	12A	MD193A	00	=		
XA516	TQ2	B1	14A	(22)	01		MA0060 MA068P 26 14A 24 13A	
XA516	TQ2	B2	09A	MD194A	00	=		
XA516	TQ2	B2	11A	(14)	01		MD2830 PLO48Q 20 11A 18 10A	

DRAWING NUMBER 149012-860

UNIT ASSEMBLY NO. 149012

REV. E

INDEX

MD195A

UNIT ASSEMBLY NAME CARD CAGE ASSY, CPU L.H.

LOGIC

FILE IDENT

T39B2CP1

DATE 09-03-82

PAGE

305

CONNECTOR	CIRCUIT TYPE	GROUP	TEST POINTS AND OR	EQUATION	TEST	DESIGNATOR	FACTOR	COMMENT
XA516	TQ2	B3	10B	MD195A	00	=		
XA516	TQ2	B3	08B	(21)	01		MD2660 MD238Q 17 08B 19 09B	
XA516	TQ2	B4	13B	MD196A	00	=		
XA516	TQ2	B4	11B	(27)	01		D823M0 MD2710 23 11B 25 12B	
XA516	TQ2	C1	18A	MD197A	00	=		
XA516	TQ2	C1	20A	(38)	01		MD2810 MD238Q 42 20A 40 19A	
XA516	TQ2	C2	15A	MD198A	00	=		
XA516	TQ2	C2	17A	(30)	01		MA0060 MA078P 36 17A 34 16A	
XA516	TQ2	C3	16B	MD199A	00	=		
XA516	TQ2	C3	14B	(33)	01		MD2830 PLO5BQ 29 14B 31 15B	
				MD208I	00	=		
XA421	TDD	FI	16A	()	01		MD2010 34 16A	
				MD208N	00	=		
XA421	TDD	FN	15A	()	01		MD20NA 30 15A	
XA421	TDD	FP	16B	MD208P	00	=		
XA421	TDD	FP	17A	(33)	01		SPA082 36 17A	
XA421	TDD	FQ	15B	MD208Q	00	=		
XA421	TDD	FQ	14B	(31)	01		SPA081 29 14B	
XA416	TT3	E1	30A	MD2010	00	=		
XA416	TT3	E1	33A	(64)	01		MYA20A MD093A MD094A 70 33A 68 32A 66 31A	
XA420	TD4	C2	16B	MD20NA	00	=		MD2023 CLOCK
XA420	TD4	C2	17A	(33)	01		CLOCMB MP401A MD0190 MP400A 36 17A 34 16A 30 15A 31 15B	
XA516	TQ2	C4	19B	MD200A	00	=		
XA516	TQ2	C4	17B	(39)	01		MD2670 MD248Q 35 17B 37 18B	

DRAWING NUMBER 149012-860

UNIT ASSEMBLY NO. 149012

REV. E

INDEX

MD201A

UNIT ASSEMBLY NAME CARD CAGE ASSY, CPU L.H.

LOGIC

FILE IDENT T39B2CP1

DATE 09-03-82

PAGE

306

CONNECTOR	CIRCUIT TYPE	S GROUP	TEST POINTS AND/OR	EQUATION	TEST POINT	TEST POINT	FACTOR	COMMENT
KA516	TQ2	D1	24A	MD201A	00	=		
KA516	TQ2	D1	26A	(52)	01		MD2720 DB24M0 56 26A 54 25A	
KA516	TQ2	D2	21A	MD202A	00	=		
KA516	TQ2	D2	23A	(46)	01		MA088P MA0060 50 23A 48 22A	
KA516	TQ2	D3	24B	MD203A	00	=		
KA516	TQ2	D3	22B	(45)	01		MD2830 PL068Q 41 22B 43 23B	
KA516	TQ2	D4	27B	MD204A	00	=		
KA516	TQ2	D4	25B	(51)	01		MD258Q MD2670 47 25B 49 26B	
KA516	TQ2	E1	31A	MD205A	00	=		
KA516	TQ2	E1	33A	(66)	01		MD2720 DB25M0 70 33A 68 32A	
KA516	TQ2	E2	28A	MD206A	00	=		
KA516	TQ2	E2	30A	(60)	01		MA0060 MA098P 64 30A 62 29A	
KA516	TQ2	E3	30B	MD207A	00	=		
KA516	TQ2	E3	28B	(57)	01		MD2830 PL078Q 53 28B 55 29B	
KA516	TQ2	E4	33B	MD208A	00	=		
KA516	TQ2	E4	31B	(63)	01		MD2670 MD268Q 59 31B 61 32B	
KA516	TQ2	F1	37B	MD209A	00	=		
KA516	TQ2	F1	39B	(75)	01		DB26M0 MD2720 79 39B 77 38B	
				MD218I	00	=		
KA422	TDD	FI	16A	()	01		MD2110 34 16A	
				MD218N	00	=		
KA422	TDD	FN	15A	()	01		MD20NA 30 15A	
KA422	TDD	FP	16B	MD218P	00	=		
KA422	TDD	FP	17A	(33)	01		SPA084 36 17A	

DRAWING NUMBER 149012-860

LOGIC

UNIT ASSEMBLY NO. 149012

REV. E

INDEX MD21BQ

UNIT ASSEMBLY NAME CARD CAGE ASSY, CPU L.H.

FILE IDENT T39B2CP1

DATE 09-03-82

PAGE 307

CONNECTOR	CIRCUIT TYPE	GROUP	TEST POINTS		EQUATION	TEST TERM	DESIG. FACTOR	FACTOR	COMMENT
			AND	OR					
XA422	TDD	FQ	15B		MD21BQ	00	=		
XA422	YDD	FQ	14B		(31)	01		SPA083 29 14B	
XA416	TT3	E2	29B		MD2110	00	=		
XA416	YY3	E2	29A		(55)	01		MYA21A MD095A MD096A 62 29A 60 28A 53 28B	
XA516	TQ2	F2	34A		MD210A	00	=		
XA516	YQ2	F2	36B		(72)	01		MA108P MA0070 73 36B 71 36A	
XA516	TQ2	F3	35A		MD211A	00	=		
XA516	YQ2	F3	34B		(69)	01		MD268Q MD2810 65 34B 74 35B	
XA516	TQ2	F4	39A		MD212A	00	=		
XA516	YQ2	F4	37A		(80)	01		MD2670 MD27BQ 76 37A 78 38A	
XA515	TQ2	A4	07B		MD213A	00	=		
XA515	YQ2	A4	05B		(15)	01		DB27M0 MD2720 11 05B 13 06B	
XA515	TQ2	B1	12A		MD214A	00	=		
XA515	YQ2	B1	14A		(22)	01		MA0070 MA118P 26 14A 24 13A	
XA515	TQ2	B2	09A		MD215A	00	=		
XA515	YQ2	B2	11A		(14)	01		MD2810 MD27BQ 20 11A 18 10A	
XA515	TQ2	B3	10B		MD216A	00	=		
XA515	YQ2	B3	08B		(21)	01		MD289Q MD2670 17 08B 19 09B	
XA515	TQ2	B4	13B		MD217A	00	=		
XA515	YQ2	B4	11B		(27)	01		MD2720 DB28M0 23 11B 25 12B	
XA515	TQ2	C1	18A		MD218A	00	=		
XA515	YQ2	C1	20A		(38)	01		MA0070 MA128P 42 20A 40 19A	
XA515	TQ2	C2	15A		MD219A	00	=		
XA515	YQ2	C2	17A		(30)	01		MD288Q MD2810 36 17A 34 16A	

DRAWING NUMBER 149012-860

UNIT ASSEMBLY NO. 149012

REV. E

INDEX

MD22BI

UNIT ASSEMBLY NAME CARD CAGE ASSY, CPU L.H.

LOGIC

FILE IDENT T39B2CP1

DATE 09-03-82

PAGE

308

CONNECTOR	CIRCUIT POINT	GROUP	TEST POINTS		EQUATION	TERM	DESIG. PREFIX	FACTOR	COMMENT
			AND	OR					
					MD22BI	00 =			
KA423	TDD	FI	16A		()	01	MD2210 34 16A		
					MD22BN	00 =			
KA423	TDD	FN	15A		()	01	MD20NA 30 15A		
KA423	TDD	FP	16B		(33)	00 =			
KA423	TDD	FP	17A		(33)	01	SPA086 36 17A		
KA423	TDD	FQ	15B		(31)	00 =			
KA423	TDD	FQ	14B		(31)	01	SPA087 29 14B		
KA416	TT3	E3	33B		(63)	00 =			
KA416	TT3	E3	30B		(63)	01	MD098A MD097A MYA22A 57 30B 59 31B 61 32B		
KA515	TQ2	C3	16B		(33)	00 =			
KA515	TQ2	C3	14B		(33)	01	MD2670 MD298Q 29 14B 31 15B		
KA515	TQ2	C4	19B		(39)	00 =			
KA515	TQ2	C4	17B		(39)	01	MD2720 DB29M0 35 17B 37 18B		
KA515	TQ2	D1	24A		(52)	00 =			
KA515	TQ2	D1	26A		(52)	01	MA0070 MA138P 56 26A 54 25A		
KA515	TQ2	D2	21A		(46)	00 =			
KA515	TQ2	D2	23A		(46)	01	MD2810 MD298Q 50 23A 48 22A		
KA515	TQ2	D3	24B		(45)	00 =			
KA515	TQ2	D3	22B		(45)	01	MD2670 MD308Q 41 22B 43 23B		
KA515	TQ2	D4	27B		(51)	00 =			
KA515	TQ2	D4	25B		(51)	01	MD2720 DB30M0 47 25B 49 26B		
KA515	TQ2	E1	31A		(66)	00 =			
KA515	TQ2	E1	33A		(66)	01	MA148P MA0070 70 33A 68 32A		

DRAWING NUMBER 149012-860

UNIT ASSEMBLY NO. 149012

REV. E

INDEX MD227A

UNIT ASSEMBLY NAME CARD CAGE ASSY, CPU L.H.

LOGIC

FILE IDENT T39B2CP1

DATE 09-03-82

PAGE 309

CONNECTOR	CIRCUIT TYPE	GROUP	TEST POINTS AND/OR	EQUATION	TEST	DESIGNATOR	FACTOR	COMMENT
XA515	TQ2	E2	28A	MD227A	00	=		
XA515	YQ2	E2	30A	(60)	01		MD308Q MD2810 64 30A 62 29A	
XA515	TQ2	E3	30B	MD228A	00	=		
XA515	YQ2	E3	28B	(57)	01		MD2670 MD318Q 53 28B 55 29B	
XA515	TQ2	E4	33B	MD229A	00	=		
XA515	YQ2	E4	31B	(63)	01		DB31M0 MD2720 59 31B 61 32B	
				MD238I	00	=		
XA424	YDD	FI	16A	()	01		MD2310 34 16A	
				MD238N	00	=		
XA424	YDD	FN	15A	()	01		MD20NA 30 15A	
XA424	TDD	FP	16B	MD238P	00	=		
XA424	TDD	FP	17A	(33)	01		SPA090 36 17A	
XA424	TDD	FQ	15B	MD238Q	00	=		
XA424	TDD	FQ	14B	(31)	01		SPA089 29 14B	
XA416	TY3	F1	36B	MD2310	00	=		
XA416	TY3	F1	39B	(73)	01		MYA23A MD100A MD099A 79 39B 77 38B 75 37B	
XA515	TQ2	F1	37B	MD230A	00	=		
XA515	YQ2	F1	39B	(75)	01		MD2810 MD318Q 79 39B 77 38B	
XA514	TY3	A1	04A	MD2310	00	=		
XA514	TY3	A1	07A	(04)	01		MD118A MD116A MD117A 10 07A 08 06A 06 05A	
XA513	TD4	A1	05B	MD2320	00	=		
XA513	TD4	A1	07A	(11)	01		MD120A MD121A SPA108 MD119A 10 07A 08 06A 06 05A 13 06B	
XA513	TD4	A2	04B	MD2330	00	=		
XA513	TD4	A2	04A	(09)	01		MD124A MD126A MD125A MD123A 04 04A 05 03B 01 02B 07 03A	

DRAWING NUMBER 149012-860 LOGIC UNIT ASSEMBLY NO. 149012 REV. E INDEX MD2340
 UNIT ASSEMBLY NAME CARD CAGE ASSY, CPU L.H. FILE IDENT T39B2CP1 DATE 09-03-82 PAGE 310

CONNECTOR	CIRCUIT TYPE	GROUP	TEST POINTS	EQUATION	TEST	DESIGNATOR	FACTOR	COMMENT
			AND OR					
XA515	TQ2	A1	05A	MD2340	00	=		
KA515	TQ2	A1	07A	(06)	01		MD128A MD127A 10 07A 08 06A	
XA515	TQ2	A2	02B	MD2350	00	=		
KA515	TQ2	A2	04A	(01)	01		MD131A MD130A 04 04A 05 03B	
XA515	TQ2	A3	04B	MD2360	00	=		
KA515	TQ2	A3	02A	(09)	01		MD132A MD133A 03 02A 07 03A	
XA514	TT3	A2	03A	MD2370	00	=		
KA514	TT3	A2	03B	(07)	01		MD136A MD135A MD134A 05 03B 01 02B 03 02A	
XA514	TT3	A3	07B	MD2380	00	=		
KA514	TT3	A3	04B	(15)	01		MD138A MD139A MD137A 09 04B 11 05B 13 06B	
XA514	TT3	B1	11A	MD2390	00	=		
KA514	TT3	B1	14A	(20)	01		MD140A MD141A MD142A 26 14A 24 13A 22 12A	
				MD248I	00	=		
KA421	TDD	GI	25A	()	01		MD2410 54 25A	
				MD248N	00	=		
KA421	TDD	GN	26A	()	01		MD24NA 56 26A	
KA421	TDD	GP	25B	MD248P	00	=		
KA421	TDD	GP	24A	(47)	01		SPA082 52 24A	
KA421	TDD	GQ	26B	MD248Q	00	=		
KA421	TDD	GQ	27B	(49)	01		SPA081 51 27B	
KA415	TQ2	A1	05A	MD2410	00	=		
KA415	TQ2	A1	07A	(06)	01		HYA24A MD101A 10 07A 08 06A	
KA420	TD4	D1	25B	MD24NA	00	=		
KA420	TD4	D1	26A	(47)	01		MP400A MP401A CLOCMB MD0200 56 26A 54 25A 52 24A 49 26B	MD2427 CLDCK

DRAWING NUMBER 149012-860

UNIT ASSEMBLY NO. 149012

REV. E

INDEX

MD2400

UNIT ASSEMBLY NAME CARD CAGE ASSY, CPU L.H.

LOGIC

FILE IDENT T39B2CP1

DATE 09-03-82

PAGE

311

CONNECTOR	TEST POINT	GROUP	TEST POINTS AND/OR	EQUATION	J	TEST	ORIG	FACTOR	COMMENT
XA514	TT3	B2	09B	MD2400	00	=			
XA514	TT3	B2	10A	(19)	01			MD144A MD143A MD145A 18 10A 14 09A 17 08B	
XA514	TT3	B3	13B	MD2410	00	=			
XA514	TT3	B3	10B	(27)	01			MD146A MD147A MD148A 21 10B 23 11B 25 12B	
XA514	TT3	C1	17A	MD2420	00	=			
XA514	TT3	C1	20A	(36)	01			MD151A MD149A MD150A 42 20A 40 19A 38 18A	
XA514	TT3	C2	15B	MD2430	00	=			
XA514	TT3	C2	16A	(31)	01			MD153A MD154A MD152A 34 16A 30 15A 29 14B	
XA514	TT3	C3	19B	MD2440	00	=			
XA514	TT3	C3	16B	(39)	01			MD155A MD156A MD157A 33 16B 35 17B 37 18B	
XA513	TD4	B1	11B	MD2450	00	=			
XA513	TD4	B1	14A	(23)	01			MD161A MD160A MD159A MD158A 26 14A 24 13A 22 12A 25 12B	
XA513	TD4	B2	10B	MD2460	00	=			
XA513	TD4	B2	11A	(21)	01			MD163A MD162A MD165A MD164A 20 11A 18 10A 14 09A 19 09B	
XA513	TD4	C1	17B	MD2470	00	=			
XA513	TD4	C1	20A	(35)	01			MD168A MD167A MD166A MD169A 42 20A 40 19A 38 18A 37 18B	
XA512	TS8	E1	31B	MD2480	00	=			
XA512	TS8	E1	33A	(59)	01			SPA114 MD172A SPA113 SPA112 MD173A MD171A MD170A SPA111 70 33A 68 32A 66 31A 64 30A 62 29A 60 28A 55 29B 61 32B	
XA514	TT3	D1	23A	MD2490	00	=			
XA514	TT3	D1	26A	(50)	01			MD176A MD175A MD174A 56 26A 54 25A 52 24A	
				MD258I	00	=			
XA422	TDD	GI	25A	()	01			MD2510 54 25A	
				MD258N	00	=			
XA422	TDD	GN	26A	()	01			MD24NA 56 26A	

DRAWING NUMBER 149012-860 UNIT ASSEMBLY NO. 149012 REV. E INDEX MD25BP
 LOGIC
 UNIT ASSEMBLY NAME CARD CAGE ASSY, CPU L.H. FILE IDENT T39B2CP1 DATE 09-03-82 PAGE 312

CONNECTOR	GROUP	POINT	TEST POINTS AND OR	EQUATION	TEST	DESIGNATOR	FACTOR	COMMENT
KA422	TDD	GP	25B	MD25BP	00	=		
KA422	TDD	GP	24A	(47)	01		SPA084 52 24A	
KA422	TDD	GQ	26B	MD25BQ	00	=		
KA422	TDD	GQ	27B	(49)	01		SPA085 51 27B	
KA415	TQ2	A2	02B	MD2510	00	=		
KA415	TQ2	A2	04A	(01)	01		MYA25A MD102A 04 04A 05 03B	
KA514	TT3	D2	23B	MD2500	00	=		
KA514	TT3	D2	22A	(43)	01		MD177A MD178A MD179A 48 22A 46 21A 41 22B	
KA512	TS8	A1	05B	MD2510	00	=		
KA512	TS8	A1	07A	(11)	01		MD182A MD180A MD181A MD183A SPA111 SPA110 SPA112 MD184A 10 07A 08 06A 06 05A 04 04A 05 03B 01 02B 07 03A 13 06B	
KA512	TS8	B1	11B	MD2520	00	=		
KA512	TS8	B1	14A	(23)	01		MD186A MD188A MD185A MD187A SPA111 MD189A SPA112 SPA113 26 14A 24 13A 22 12A 20 11A 18 10A 14 09A 19 09B 25 12B	
KA512	TS8	C1	17B	MD2530	00	=		
KA512	TS8	C1	20A	(35)	01		SPA113 SPA112 MD193A MD194A MD191A MD192A MD190A SPA111 42 20A 40 19A 38 18A 36 17A 34 16A 30 15A 31 15B 37 18B	
KA512	TS8	D1	25B	MD2540	00	=		
KA512	TS8	D1	26A	(47)	01		SPA113 SPA112 SPA111 MD196A MD197A MD198A MD199A MD195A 56 26A 54 25A 52 24A 50 23A 48 22A 46 21A 43 23B 49 26B	
KA513	TD4	D1	25B	MD2550	00	=		
KA513	TD4	D1	26A	(47)	01		MD203A MD201A MD202A MD200A 56 26A 54 25A 52 24A 49 26B	
KA513	TD4	D2	24B	MD2560	00	=		
KA513	TD4	D2	23A	(45)	01		MD207A MD206A MD204A MD205A 50 23A 48 22A 46 21A 43 23B	
KA513	TD4	E1	31B	MD2570	00	=		
KA513	TD4	E1	33A	(59)	01		MD209A MD210A MD211A MD208A 70 33A 68 32A 66 31A 61 32B	
KA513	TD4	E2	30B	MD2580	00	=		
KA513	TD4	E2	30A	(57)	01		MD214A MD215A MD213A MD212A 64 30A 62 29A 60 28A 55 29B	

DRAWING NUMBER 149012-860

UNIT ASSEMBLY NO. 149012

REV. E

INDEX

MD2660

UNIT ASSEMBLY NAME CARD CAGE ASSY, CPU L.H.

LOGIC

FILE IDENT T39B2CP1

DATE 09-03-82

PAGE

314

CONNECTOR	CIRCUIT TYPE	GROUP	TEST POINTS AND OR	EQUATION	TEST TYPE	DESIG- NATOR	FACTOR	COMMENT
XA536	TQ2	D2	21A	MD2660	00	=		
KA536	TQ2	D2	23A	(45)	01		MD288A MD263A 50 23A 48 22A	
XA536	TQ2	D3	24B	MD2670	00	=		
KA536	TQ2	D3	22B	(45)	01		MD279A MD263A 41 22B 43 23B	
XA535	TQ2	E2	28A	MD2690	00	=		
KA535	TQ2	E2	30A	(60)	01		SPA120 USENDB 64 30A 62 29A	
				MD27B1	00	=		
KA424	TDD	GI	25A	()	01		MD2710 54 25A	
				MD27BN	00	=		
KA424	TDD	GN	26A	()	01		MD24NA 56 26A	
XA424	TDD	GP	25B	MD27BP	00	=		
KA424	TDD	GP	24A	(47)	01		SPA090 52 24A	
XA424	TDD	GQ	26B	MD27BQ	00	=		
KA424	TDD	GQ	27B	(49)	01		SPA089 51 27B	
XA415	TQ2	A4	07B	MD2710	00	=		
KA415	TQ2	A4	05B	(15)	01		MD104A MYA27A 11 05B 13 06B	
XA536	TQ2	E1	31A	MD2700	00	=		
KA536	TQ2	E1	33A	(66)	01		SPA122 USENDB 70 33A 68 32A	
XA536	TQ2	E2	28A	MD2710	00	=		
KA536	TQ2	E2	30A	(60)	01		USENDB SPA122 64 30A 62 29A	
XA536	TQ2	E3	30B	MD2720	00	=		
KA536	TQ2	E3	28B	(57)	01		SPA122 USENDB 53 28B 55 29B	
XA529	TD4	E2	30B	MD279A	00	=		
KA529	TD4	E2	30A	(57)	01		CMM28P CMM18Q MK108Q CMM48Q 64 30A 62 29A 60 28A 55 29B	

DRAWING NUMBER 149012-860

UNIT ASSEMBLY NO. 149012

REV. E

INDEX

MD28BI

UNIT ASSEMBLY NAME CARD CAGE ASSY, CPU L.H.

LOGIC

FILE IDENT T39B2CP1

DATE 09-03-82

PAGE

315

CONNECTOR	CONNECTOR TYPE	GROUP	TEST POINTS AND/OR	EQUATION	TERM	ORIGINATOR	FACTOR	COMMENT
				MD28B1	00 =			
XA421	TDD	HI	22A	()	01		MD2810 48 22A	
				MD288N	00 =			
XA421	TDD	HW	21A	()	01		MD28NA 46 21A	
XA421	TDD	HP	24B		00 =			
XA421	TDD	HP	23A	(45)	01		SPA082 50 23A	
XA421	TDD	HQ	23B		00 =			
XA421	TDD	HQ	22B	(43)	01		SPA081 41 22B	
XA415	TQ2	B1	12A		00 =			
XA415	TQ2	B1	14A	(22)	01		MYA28A MD105A 26 14A 24 13A	
XA420	TD4	D2	24B		00 =			
XA420	TD4	D2	23A	(45)	01		CLOCMB MP401A MD0200 MP400A 50 23A 48 22A 46 21A 43 23B	MD2831 CLOCK
XA536	TQ2	F4	39A		00 =			
XA536	TQ2	F4	37A	(80)	01		MD279A SPA122 76 37A 78 38A	
XA433	TQ2	F2	34A		00 =			
XA433	TQ2	F2	36B	(72)	01		MD279A SPA092 73 36B 71 36A	
XA529	TD4	D2	24B		00 =			
XA529	TD4	D2	23A	(45)	01		CMM08Q MK108Q MC0860 CMM38Q 50 23A 48 22A 46 21A 43 23B	
XA433	TQ2	F3	35A		00 =			
XA433	TQ2	F3	34B	(69)	01		SPA092 MD282A 65 34B 74 35B	
XA536	TQ2	A1	05A		00 =			
XA536	TQ2	A1	07A	(06)	01		MD015A MD286A 10 07A 08 06A	
XA535	TQ2	D4	27B		00 =			
XA535	TQ2	D4	25B	(51)	01		MD2860 SPA118 47 25B 49 26B	

DRAWING NUMBER 149012-860

UNIT ASSEMBLY NO. 149012

REV. E

INDEX MD2860

UNIT ASSEMBLY NAME CARD CAGE ASSY, CPU L.H.

LOGIC

FILE IDENT T39B2CP1

DATE 09-03-82

PAGE 316

CONNECTOR	TEST POINT AND/OR	EQUATION	3 TEST DESIG	FACTOR	COMMENT
KA537	TS8 E1 31B	MD2860	00 =		
KA537	TS8 E1 33A	(59)	01	MD001A MD016A MD003A MD004A MD005A MD006A SPA131 MD000A 70 33A 68 32A 66 31A 64 30A 62 29A 60 28A 55 29B 61 32B	
KA410	TQ2 D3 24B	MD287A	00 =		
KA410	TQ2 D3 22B	(45)	01	MD2800 CCM000 41 22B 43 23B	
KA419	TQ2 A1 05A	MD2870	00 =		
KA419	TQ2 A1 07A	(06)	01	SP1023 MD287A 10 07A 08 06A	
KA410	TQ2 D4 27B	MD288A	00 =		
KA410	TQ2 D4 25B	(51)	01	CCM00A MD2800 47 25B 49 26B	
		MD298I	00 =		
KA422	TDD HI 22A	()	01	MD2910 48 22A	
		MD298N	00 =		
KA422	TDD HN 21A	()	01	MD28NA 46 21A	
KA422	TDD HP 24B	MD298P	00 =		
KA422	TDD HP 23A	(45)	01	SPA084 50 23A	
KA422	TDD HQ 23B	MD298Q	00 =		
KA422	TDD HQ 22B	(43)	01	SPA085 41 22B	
KA415	TQ2 B2 09A	MD2910	00 =		
KA415	TQ2 B2 11A	(14)	01	MYA29A MD106A 20 11A 18 10A	
		MD308I	00 =		
KA423	TDD HI 22A	()	01	MD3010 48 22A	
		MD308N	00 =		
KA423	TDD HN 21A	()	01	MD28NA 46 21A	
KA423	TDD HP 24B	MD308P	00 =		
KA423	TDD HP 23A	(45)	01	SPA088 50 23A	

DRAWING NUMBER 149012-860

UNIT ASSEMBLY NO. 149012

REV. E

INDEX

MD30BQ

UNIT ASSEMBLY NAME CARD CAGE ASSY, CPU L.H.

LOGIC

FILE IDENT T39B2CP1

DATE 09-03-82

PAGE

317

CONNECTOR	CIRCUIT TYPE	GROUP	TEST POINTS AND/OR	EQUATION	TEST	DESIGNATOR	FACTOR	COMMENT
XA423	TDD	HQ	23B	MD30BQ	00	=		
XA423	TDD	HQ	22B	(43)	01		SPA087 41 22B	
XA415	TQ2	B3	10B	MD3010	00	=		
XA415	TQ2	B3	08B	(21)	01		MD107A MYA30A 17 08B 19 09B	
				MD31BI	00	=		
XA424	TDD	HI	22A	()	01		MD3110 48 22A	
				MD31BN	00	=		
XA424	TDD	HW	21A	()	01		MD28NA 46 21A	
XA424	TDD	HP	24B	MD31BP	00	=		
XA424	TDD	HP	23A	(45)	01		SPA090 50 23A	
XA424	TDD	HQ	23B	MD31BQ	00	=		
XA424	TDD	HQ	22B	(43)	01		SPA089 41 22B	
XA415	TQ2	B4	13B	MD3110	00	=		
XA415	TQ2	B4	11B	(27)	01		MD108A MYA31A 23 11B 25 12B	
XA507	DCF	B3	15B	MHOLDDX	00	=		
XA507	DCF	B3	13A	(37)	01		MYGNDA 36 13A	YMLCDB-BUSE
XA507	DCF	B4	14B	MHOLD0X	00	=		
XA507	DCF	B4	13B	(35)	01		MK09BQ 33 13B	
				MK00BI	00	=		
XA533	TDD	AI	06A	()	01		MK0010 08 06A	
				MK00BN	00	=		
XA533	TDD	AN	07A	()	01		CT1MBQ 10 07A	
XA533	TDD	AP	05B	MK00BP	00	=		
XA533	TDD	AP	05A	(11)	01		MC0640 06 05A	

DRAWING NUMBER 149012-860

UNIT ASSEMBLY NO. 149012

REV. E

INDEX

MK00BQ

UNIT ASSEMBLY NAME CARD CAGE ASSY, CPU L.H.

LOGIC

FILE IDENT T39B2CP1

DATE 09-03-82

PAGE

318

CONNECTOR	GROUP	GROUP	TEST POINTS AND/OR	EQUATION	NEW	ORIGIN	FACTOR	COMMENT
KA533	TDD	AQ	06B	MK00BQ	00 =			
KA533	TDD	AQ	07B	(13)	01		SPA118 15 07B	
KA535	TQ2	A4	07B	MK00IO	00 =			
KA535	TQ2	A4	05B	(15)	01		MK00BQ SPA119 11 05B 13 06B	
				MK01BI	00 =			
KA532	TDD	AI	06A	()	01		MK01IO 08 06A	
				MK01BN	00 =			
KA532	TDD	AN	07A	()	01		MK00BP 10 07A	
KA532	TDD	AP	05B	MK01BP	00 =			
KA532	TDD	AP	05A	(11)	01		MC0640 06 05A	
KA532	TDD	AQ	06B	MK01BQ	00 =			
KA532	TDD	AQ	07B	(13)	01		SPA117 15 07B	
KA535	TQ2	B1	12A	MK01IO	00 =			
KA535	TQ2	B1	14A	(22)	01		MK01BQ SPA119 26 14A 24 13A	
				MK02BI	00 =			
KA533	TDD	B1	03B	()	01		MK02IO 05 03B	
				MK02BN	00 =			
KA533	TDD	BW	02B	()	01		MK01BP 01 02B	
KA533	TDD	BP	04B	MK02BP	00 =			
KA533	TDD	BP	04A	(09)	01		MC0640 04 04A	
KA533	TDD	BQ	03A	MK02BQ	00 =			
KA533	TDD	BQ	02A	(07)	01		SPA118 03 02A	
KA535	TQ2	B2	09A	MK02IO	00 =			
KA535	TQ2	B2	11A	(14)	01		SPA119 MK02BQ 20 11A 18 10A	

DRAWING NUMBER 149012-860

UNIT ASSEMBLY NO. 149012

REV. E

INDEX

MK05BP

LOGIC

UNIT ASSEMBLY NAME CARD CAGE ASSY, CPU L.H.

FILE IDENT T39B2CP1

DATE 09-03-82

PAGE

320

CONNECTOR	CIRCUIT TYPE	GROUP	TEST POINTS AND OR	EQUATION	TERM	DESIGNATION	FACTOR										COMMENT								
KA532	TDD	CP	11B	MK05BP	00 =																				
KA532	TDD	CP	12A	(23)	01		MC0640																		
							22 12A																		
KA532	TDD	CQ	12B	MK05BQ	00 =																				
KA532	TDD	CQ	13B	(25)	01		SPA117																		
							27 13B																		
KA535	TQ2	CI	18A	MK05IO	00 =																				
KA535	TQ2	CI	20A	(38)	01		SPA120	MK05BQ																	
							42 20A	40 19A																	
				MK06BI	00 =																				
KA533	TDD	HI	22A	()	01		MD2860																		
							48 22A																		
				MK06BN	00 =																				
KA533	TDD	HW	21A	()	01		MK06NA																		
							46 21A																		
KA533	TDD	HP	24B	MK06BP	00 =																				
KA533	TDD	HP	23A	(45)	01		SPI034																		
							50 23A																		
KA533	TDD	HQ	23B	MK06BQ	00 =																				
KA533	TDD	HQ	22B	(43)	01		SPI037																		
							41 22B																		
KA537	TSB	FI	37A	MK06NA	00 =																				
KA537	TSB	FI	39B	(76)	01		MP400A	MP401A	MD2840	SPA129	SPA123	SPA128	SPA130	CLOCMB											
							79 39B	77 38B	75 37B	73 36B	71 36A	72 34A	74 35B	78 38A											
				MK08BI	00 =																				
KA532	TDD	DI	10A	()	01		SPI037																		
							18 10A																		
				MK08BN	00 =																				
KA532	TDD	DW	09A	()	01		CLOCMB																		
							14 09A																		
KA532	TDD	DP	10B	MK08BP	00 =																				
KA532	TDD	DP	11A	(21)	01		MC0610																		
							20 11A																		
KA532	TDD	DQ	09B	MK08BQ	00 =																				
KA532	TDD	DQ	08B	(19)	01		SPA117																		
							17 08B																		

DRAWING NUMBER 149012-860

UNIT ASSEMBLY NO. 149012

REV. E

INDEX

MK11BI

UNIT ASSEMBLY NAME CARD CAGE ASSY, CPU L.H.

LOGIC

FILE IDENT T39B2CP1

DATE 09-03-82

PAGE

322

CONNECTOR	TEST POINT	TEST POINTS AND/OR	EQUATION	DESIGN	DESIGN	FACTOR	COMMENT
			MK118I	00 =			
XA533	TDD	E1 19A	()	01		MPARTA 40 19A	
			MK118N	00 =			
XA533	TDD	EN 20A	()	01		MK11NA 42 20A	
XA533	TDD	EP 17B	MK118P	00 =			
XA533	TDD	EP 18A	(35)	01		SPA118 38 18A	
XA533	TDD	EQ 18B	MK118Q	00 =			
XA533	TDD	EQ 19B	(37)	01		SPA119 39 19B	
XA535	TQ2	F1 37B	MK11NA	00 =			
XA535	TQ2	F1 39B	(75)	01		MDO150 CLOCMB 79 39B 77 38B	
			MK129I	00 =			
XA532	TDD	F1 16A	()	01		SPA116 34 16A	
			MK128N	00 =			
XA532	TDD	FN 15A	()	01		CF16MA 30 15A	
XA532	TDD	FP 16B	MK128P	00 =			
XA532	TDD	FP 17A	(33)	01		MK08QO 36 17A	
XA532	TDD	FQ 15B	MK128Q	00 =			
XA532	TDD	FQ 14B	(31)	01		SPA117 29 14B	
			MK138I	00 =			
XA533	TDD	F1 16A	()	01		MK128Q 34 16A	
			MK138N	00 =			
XA533	TDD	FN 15A	()	01		CF16MA 30 15A	
XA533	TDD	FP 16B	MK138P	00 =			
XA533	TDD	FP 17A	(33)	01		MK08QO 36 17A	

DRAWING NUMBER 149012-860

UNIT ASSEMBLY NO. 149012

REV. E

INDEX

MK13BQ

UNIT ASSEMBLY NAME CARD CAGE ASSY, CPU L.H.

LOGIC

FILE IDENT T39B2CP1

DATE 09-03-82

PAGE

323

CONNECTOR	CIRCUIT TYPE	GROUP	TEST POINTS AND/OR	EQUATION	TERMINAL	DESIGNATOR	FACTOR	COMMENT
XA533	TDD	FQ	15B	MK13BQ	00	=		
XA533	YDD	FQ	14B	(31)	01		SPA118 29 14B	
				MK14BI	00	=		
XA532	YDD	GI	25A	()	01		MK13BQ 54 25A	
				MK14BN	00	=		
XA532	YDD	GN	26A	()	01		CT16MA 56 26A	
XA532	TDD	GP	25B	MK14BP	00	=		
XA532	YDD	GP	24A	(47)	01		MK08Q0 52 24A	
XA532	TDD	GQ	26B	MK14BQ	00	=		
XA532	YDD	GQ	27B	(49)	01		SPA118 51 27B	
				MK15BI	00	=		
XA533	YDD	GI	25A	()	01		MK14BQ 54 25A	
				MK15BN	00	=		
XA533	YDD	GN	26A	()	01		CT16MA 56 26A	
XA533	TDD	GP	25B	MK15BP	00	=		
XA533	YDD	GP	24A	(47)	01		MK08Q0 52 24A	
XA533	TDD	GQ	26B	MK15BQ	00	=		
XA533	YDD	GQ	27B	(49)	01		SPI035 51 27B	
				MK16BI	00	=		
XA532	YDD	HI	22A	()	01		SPI038 48 22A	
				MK16BN	00	=		
XA532	YDD	HN	21A	()	01		MK16NA 46 21A	
XA532	TDD	HP	24B	MK16BP	00	=		
XA532	YDD	HP	23A	(45)	01		MC0400 50 23A	

DRAWING NUMBER 149012-860

UNIT ASSEMBLY NO. 149012

REV. E

INDEX

MK16BQ

UNIT ASSEMBLY NAME CARD CAGE ASSY, CPU L.H.

LOGIC

FILE IDENT T39B2CP1

DATE 09-03-82

PAGE

324

CONNECTOR	CIRCUIT TYPE	GROUP	TEST POINTS AND/OR	EQUATION	TERJ	DEFINITION	FACTOR	COMMENT
KA532	TDD	HQ	23B	MK16BQ	00	=		
KA532	TDD	HQ	22B	(43)	01		SPA116 41 22B	
KA528	TQ2	F4	39A	MK16NA	00	=		
KA528	TQ2	F4	37A	(80)	01		YSW2YB SPA116 76 37A 78 38A	
KA530	TS8	B1	11B	MMAELA	00	=		
KA530	YS8	B1	14A	(23)	01		MC1130 SPA116 MC1030 MC1020 MC1080 MC1070 MC1050 MC1110 26 14A 24 13A 22 12A 20 11A 18 10A 14 09A 19 09B 25 12B	
KA528	TQ2	E4	33B	MMAELO	00	=		
KA528	TQ2	E4	31B	(63)	01		MMAELA SPI037 59 31B 61 32B	
KA529	TD4	A1	05B	MMAGRA	00	=		
KA529	TD4	A1	07A	(11)	01		SPA116 MC1030 MC1020 MC1040 10 07A 08 06A 06 05A 13 06B	
KA528	TQ2	D2	21A	MMAGRO	00	=		
KA528	TQ2	D2	23A	(46)	01		SPA115 MMAGRA 50 23A 48 22A	
KA526	TS8	E1	31B	MMALLA	00	=		
KA526	YS8	E1	33A	(59)	01		MC1070 MC1050 MC1030 MC1020 MC1100 MC1080 SPI039 SPA113 70 33A 68 32A 66 31A 64 30A 62 29A 60 28A 55 29B 61 32B	
				MMALLO	00	=		
KA528	TQ2	E1	33A	()	01		SPI030 70 33A	
KA526	TS8	D1	25B	MMAPAA	00	=		
KA526	YS8	D1	26A	(47)	01		MC1020 MC1030 MC1050 MC1070 SPA114 MC1090 SPA113 SPA115 56 26A 54 25A 52 24A 50 23A 48 22A 46 21A 43 23B 49 26B	
KA528	TQ2	D4	27B	MMAPAO	00	=		
KA528	TQ2	D4	25B	(51)	01		MMAPAA SPI036 47 25B 49 26B	
KA529	TD4	A2	04B	MMAPCA	00	=		
KA529	TD4	A2	04A	(09)	01		MC1020 MC1060 MC1050 MC1030 04 04A 05 03B 01 02B 07 03A	
KA528	TQ2	D3	24B	MMAPCO	00	=		
KA528	TQ2	D3	22B	(45)	01		MMAPCA SPA115 41 22B 43 23B	

DRAWING NUMBER 149012-860

UNIT ASSEMBLY NO. 149012

REV. E

INDEX MMAQRA

LOGIC

UNIT ASSEMBLY NAME CARD CAGE ASSY, CPU L.H.

FILE IDENT

T39B2CP1

DATE 09-03-82

PAGE

325

CONNECTOR	CIRCUIT TYPE	TEST POINTS AND/OR	EQUATION	TERMINAL	DESIGNATION	FACTOR	COMMENT
XA530	TS8	A1 05B	MMAQRA	00	=		
XA530	TS8	A1 07A	(11)	01		MC1070 MC1080 MC1110 MC1020 MC1030 SPA116 MC1120 MC1050 10 07A 08 06A 06 05A 04 04A 05 03B 01 02B 07 03A 13 06B	
XA528	TQ2	E3 30B	MMAQRO	00	=		
XA528	TQ2	E3 28B	(57)	01		MMAQRA SPA115 53 28B 55 29B	
XA530	TS8	F1 37A	MMAQTA	00	=		
XA530	TS8	F1 39B	(76)	01		SPA116 MC1130 MC1100 MC1080 MC1050 MC1020 MC1030 MC1070 79 39B 77 38B 75 37B 73 36B 71 36A 72 36A 76 35B 78 38A	
XA528	TQ2	E2 28A	MMAQTO	00	=		
XA528	TQ2	E2 30A	(60)	01		SPA115 MMAQTA 64 30A 62 29A	
XA531	TT3	A2 03A	MMASPA	00	=		
XA531	TT3	A2 03B	(07)	01		MC1030 SPA117 MC1020 05 03B 01 02B 03 02A	
XA521	TQ2	F2 34A	MMA SPO	00	=		
XA521	TQ2	F2 36B	(72)	01		SPA111 MMA SPA 73 36B 71 36A	
XA536	TQ2	D1 24A	MMMQO	00	=		
XA536	TQ2	D1 26A	(52)	01		CMM08Q SPA122 56 26A 54 25A	
XA535	TQ2	F4 39A	MMPEEO	00	=		
XA535	TQ2	F4 37A	(80)	01		MP3000 MK11BP 76 37A 78 38A	
XA535	TQ2	F3 35A	MMPEEO	00	=		
XA535	TQ2	F3 34B	(69)	01		MK11BQ MP3090 65 34B 74 35B	
XA507	DCF	B7 10A	MHRSTDX	00	=		YMRSDR BUSS
XA507	DCF	B7 13A	(23)	01		MYGNDA 36 13A	
XA507	DCF	B8 11A	MHRSTOX	00	=		
XA507	DCF	B8 12A	(30)	01		JMTSCO 34 12A	
XA529	TD4	D1 25B	MMTOTA	00	=		
XA529	TD4	D1 26A	(47)	01		MK04BQ MK05BQ MK02BQ MK03BQ 56 26A 54 25A 52 26A 49 26B	

DRAWING NUMBER 149012-860

UNIT ASSEMBLY NO. 149012

REV. E

INDEX MMTOTO

LOGIC

UNIT ASSEMBLY NAME CARD CAGE ASSY, CPU L.H.

FILE IDENT T39B2CP1

DATE 09-03-82

PAGE

326

CONNECTOR	UNIT	POINT	TEST	EQUATION	TEST	DESIGN	FACTOR	COMMENT
	NO.	NO.	POINTS		NO.	NO.		
			AND/OR					
KA536	TQ2	A2	02B	MMTOTO	00	=		
KA536	TQ2	A2	04A	(01)	01		MMTOTA SPA121 04 04A 05 03B	
KA508	TQ2	E3	30B	MPARTA	00	=		
KA508	TQ2	E3	28B	(15)	01		MYPAROX SPI041 53 28B 55 29B	
KA522	TQ2	A1	05A	MP0000	00	=		P0001
KA522	TQ2	A1	07A	(06)	01		MP001A MP002A 10 07A 08 06A	
KA520	TQ2	A1	05A	MP001A	00	=		
KA520	TQ2	A1	07A	(06)	01		MD008Q MD018Q 10 07A 08 06A	
KA520	TQ2	A2	02B	MP002A	00	=		
KA520	TQ2	A2	04A	(01)	01		MD008P MD018P 04 04A 05 03B	
KA522	TQ2	A2	02B	MP0030	00	=		P0203
KA522	TQ2	A2	04A	(01)	01		MP004A MP005A 04 04A 05 03B	
KA520	TQ2	A3	04B	MP004A	00	=		
KA520	TQ2	A3	02A	(09)	01		MD038Q MD028Q 03 02A 07 03A	
KA520	TQ2	A4	07B	MP005A	00	=		
KA520	TQ2	A4	05B	(15)	01		MD038P MD028P 11 05B 13 06B	
KA522	TQ2	A3	04B	MP0060	00	=		P0405
KA522	TQ2	A3	02A	(09)	01		MP007A MP008A 03 02A 07 03A	
KA520	TQ2	B1	12A	MP007A	00	=		
KA520	TQ2	B1	14A	(22)	01		MD048Q MD058Q 26 14A 24 13A	
KA520	TQ2	B2	09A	MP008A	00	=		
KA520	TQ2	B2	11A	(14)	01		MD048P MD058P 20 11A 18 10A	
KA522	TQ2	A4	07B	MP0090	00	=		P0607
KA522	TQ2	A4	05B	(15)	01		MP011A MP010A 11 05B 13 06B	

DRAWING NUMBER 149012-860

UNIT ASSEMBLY NO. 149012

REV. E

INDEX

MP010A

LOGIC

UNIT ASSEMBLY NAME CARD CAGE ASSY, CPU L.H.

FILE IDENT

T39B2CP1

DATE 09-03-82

PAGE

327

CONNECTOR	GROUP	GROUP	TEST POINTS AND/OR	EQUATION	3	DESIGN	FACTOR	COMMENT
XA520	TQ2	B3	10B	MP010A	00	=		
XA520	TQ2	B3	08B	(21)	01		MD078Q MD068Q 17 08B 19 09B	
XA520	TQ2	B4	13B	MP011A	00	=		
XA520	TQ2	B4	11B	(27)	01		MD078P MD068P 23 11B 25 12B	
XA522	TQ2	B1	12A	MP0120	00	=		P0809
XA522	TQ2	B1	14A	(22)	01		MP014A MP013A 26 14A 24 13A	
XA520	TQ2	C1	18A	MP013A	00	=		
XA520	TQ2	C1	20A	(38)	01		MD098Q MD088Q 42 20A 40 19A	
XA520	TQ2	C2	15A	MP014A	00	=		
XA520	TQ2	C2	17A	(30)	01		MD088P MD098P 36 17A 34 16A	
XA522	TQ2	B2	09A	MP0150	00	=		P1011
XA522	TQ2	B2	11A	(14)	01		MP017A MP016A 20 11A 18 10A	
XA520	TQ2	C3	16B	MP016A	00	=		
XA520	TQ2	C3	14B	(33)	01		MD118Q MD108Q 29 14B 31 15B	
XA520	TQ2	C4	19B	MP017A	00	=		
XA520	TQ2	C4	17B	(39)	01		MD118P MD108P 35 17B 37 18B	
XA522	TQ2	B3	10B	MP0180	00	=		P1213
XA522	TQ2	B3	08B	(21)	01		MP020A MP019A 17 08B 19 09B	
XA520	TQ2	D1	24A	MP019A	00	=		
XA520	TQ2	D1	26A	(52)	01		MD138Q MD128Q 56 26A 54 25A	
XA520	TQ2	D2	21A	MP020A	00	=		
XA520	TQ2	D2	23A	(46)	01		MD128P MD138P 50 23A 48 22A	
XA522	TQ2	B4	13B	MP0210	00	=		P1415
XA522	TQ2	B4	11B	(27)	01		MP023A MP022A 23 11B 25 12B	

DRAWING NUMBER 149012-860

UNIT ASSEMBLY NO. 149012

REV. E

INDEX

MP022A

LOGIC

UNIT ASSEMBLY NAME CARD CAGE ASSY, CPU L.H.

FILE IDENT T39B2CP1

DATE 09-03-82

PAGE

328

CONNECTOR	TEST POINT	GROUP	TEST POINTS AND/OR	EQUATION	TEST	TEST DATE	FACTOR	COMMENT
XA520	TQ2	D3	24B	MP022A	00	=		
XA520	TQ2	D3	22B	(45)	01	=	MD15BQ MD14BQ 41 22B 43 23B	
XA520	TQ2	D4	27B	MP023A	00	=		
XA520	TQ2	D4	25B	(51)	01	=	MD15BP MD14BP 47 25B 49 26B	
XA522	TQ2	C1	18A	MP0240	00	=		P1617
XA522	TQ2	C1	20A	(38)	01	=	MP026A MP025A 42 20A 40 19A	
XA521	TQ2	A1	05A	MP025A	00	=		
XA521	TQ2	A1	07A	(06)	01	=	MD16BQ MD17BQ 10 07A 08 06A	
XA521	TQ2	A2	02B	MP026A	00	=		
XA521	TQ2	A2	04A	(01)	01	=	MD17BP MD16BP 04 04A 05 03B	
XA522	TQ2	C2	15A	MP0270	00	=		P1819
XA522	TQ2	C2	17A	(30)	01	=	MP028A MP029A 36 17A 34 16A	
XA521	TQ2	A3	04B	MP028A	00	=		
XA521	TQ2	A3	02A	(09)	01	=	MD19BQ MD18BQ 03 02A 07 03A	
XA521	TQ2	A4	07B	MP029A	00	=		
XA521	TQ2	A4	05B	(15)	01	=	MD19BP MD18BP 11 05B 13 06B	
XA522	TQ2	C3	16B	MP0300	00	=		P2021
XA522	TQ2	C3	14B	(33)	01	=	MP032A MP031A 29 14B 31 15B	
XA521	TQ2	B1	12A	MP031A	00	=		
XA521	TQ2	B1	14A	(22)	01	=	MD20BQ MD21BQ 26 14A 24 13A	
XA521	TQ2	B2	09A	MP032A	00	=		
XA521	TQ2	B2	11A	(14)	01	=	MD21BP MD20BP 20 11A 18 10A	
XA522	TQ2	C4	19B	MP0330	00	=		P2223
XA522	TQ2	C4	17B	(39)	01	=	MP034A MP035A 35 17B 37 18B	

DRAWING NUMBER 149012-860

UNIT ASSEMBLY NO. 149012

REV. E

INDEX

MP046A

LOGIC

UNIT ASSEMBLY NAME CARD CAGE ASSY, CPU L.H.

FILE IDENT T39B2CP1

DATE 09-03-82

PAGE

330

CONNECTOR	TEST POINT AND/OR	EQUATION	TEST POINT	DESIGNATOR	FACTOR	COMMENT
XA521	TQ2 D3 24B	MP046A	00 =			
XA521	TQ2 D3 22B	(45)	01	MD31BQ MD30BQ 41 22B 43 23B		
XA521	TQ2 D4 27B	MP047A	00 =			
XA521	TQ2 D4 25B	(51)	01	MD31BP MD30BP 47 25B 49 26B		
XA522	TQ2 E1 31A	MP1000	00 =			P0003*
XA522	TQ2 E1 33A	(66)	01	MP102A MP101A 70 33A 68 32A		
XA523	TT3 A1 04A	MP101A	00 =			
XA523	TT3 A1 07A	(04)	01	MP001A MP002A MP0030 10 07A 08 06A 06 05A		
XA523	TT3 A2 03A	MP102A	00 =			
XA523	TT3 A2 03B	(07)	01	MP004A MP0000 MP005A 05 03B 01 02B 03 02A		
XA522	TQ2 E2 28A	MP1030	00 =			P0407*
XA522	TQ2 E2 30A	(60)	01	MP105A MP104A 64 30A 62 29A		
XA523	TT3 A3 07B	MP104A	00 =			
XA523	TT3 A3 04B	(15)	01	MP008A MP007A MP0090 09 04B 11 05B 13 06B		
XA523	TT3 B1 11A	MP105A	00 =			
XA523	TT3 B1 14A	(20)	01	MP0060 MP010A MP011A 26 14A 24 13A 22 12A		
XA522	TQ2 E3 30B	MP1060	00 =			P0811*
XA522	TQ2 E3 28B	(57)	01	MP107A MP108A 53 28B 55 29B		
XA523	TT3 B2 09B	MP107A	00 =			
XA523	TT3 B2 10A	(19)	01	MP013A MP0150 MP014A 18 10A 14 09A 17 08B		
XA523	TT3 B3 13B	MP108A	00 =			
XA523	TT3 B3 10B	(27)	01	MP016A MP017A MP0120 21 10B 23 11B 25 12B		
XA522	TQ2 E4 33B	MP1090	00 =			P1215*
XA522	TQ2 E4 31B	(63)	01	MP111A MP110A 59 31B 61 32B		

DRAWING NUMBER 149012-860

UNIT ASSEMBLY NO. 149012

REV. E

INDEX

MP110A

LOGIC

UNIT ASSEMBLY NAME CARD CAGE ASSY, CPU L.H.

FILE IDENT

T39B2CP1

DATE 09-03-82

PAGE

331

CONNECTOR	GROUP	TEST POINTS AND OR	EQUATION	TEST	DESIGNATOR	FACTOR	COMMENT
XA523	TT3	C1 17A	MP110A	00	=		
XA523	TT3	C1 20A	(36)	01		MPO210 MPO20A MPO19A 42 20A 40 19A 38 18A	
XA523	TT3	C2 15B	MP111A	00	=		
XA523	TT3	C2 16A	(31)	01		MPO180 MPO22A MPO23A 34 16A 30 15A 29 14B	
XA522	TQ2	F1 37B	MP1120	00	=		P1619*
XA522	TQ2	F1 39B	(75)	01		MP114A MP113A 79 39B 77 38B	
XA523	TT3	C3 19B	MP113A	00	=		
XA523	TT3	C3 16B	(39)	01		MPO26A MPO25A MPO270 33 16B 35 17B 37 18B	
XA523	TT3	D1 23A	MP114A	00	=		
XA523	TT3	D1 26A	(50)	01		MPO240 MPO29A MPO28A 56 26A 54 25A 52 24A	
XA522	TQ2	F2 34A	MP1150	00	=		P2023*
XA522	TQ2	F2 36B	(72)	01		MP117A MP116A 73 36B 71 36A	
XA523	TT3	D2 23B	MP116A	00	=		
XA523	TT3	D2 22A	(43)	01		MPO330 MPO32A MPO31A 48 22A 46 21A 41 22B	
XA523	TT3	D3 27B	MP117A	00	=		
XA523	TT3	D3 24B	(51)	01		MPO34A MPO35A MPO300 45 24B 47 25B 49 26B	
XA522	TQ2	F3 35A	MP1180	00	=		P2427*
XA522	TQ2	F3 34B	(69)	01		MP119A MP120A 65 34B 74 35B	
XA523	TT3	E1 30A	MP119A	00	=		
XA523	TT3	E1 33A	(64)	01		MPO390 MPO38A MPO37A 70 33A 68 32A 66 31A	
XA523	TT3	E2 29B	MP120A	00	=		
XA523	TT3	E2 29A	(55)	01		MPO360 MPO41A MPO40A 62 29A 60 28A 53 28B	
XA522	TQ2	F4 39A	MP1210	00	=		P2831*
XA522	TQ2	F4 37A	(80)	01		MP122A MP123A 76 37A 78 38A	

DRAWING NUMBER 149012-860

UNIT ASSEMBLY NO. 149012

REV. E

INDEX

MP122A

LOGIC

UNIT ASSEMBLY NAME CARD CAGE ASSY, CPU L.H.

FILE IDENT T39B2CP1

DATE 09-03-82

PAGE

332

CONNECTOR	ENCLAVE TYPE	BOUNDS	TEST POINTS AND/OR	EQUATION	TEST	RELATION	FACTOR	COMMENT
KA523	TT3	E3	33B	MP122A	00	=		
KA523	TT3	E3	30B	(63)	01		MP044A MP043A MP0450 57 30B 59 31B 61 32B	
KA523	TT3	F1	36B	MP123A	00	=		
KA523	TT3	F1	39B	(73)	01		MP047A MP046A MP0420 79 39B 77 38B 75 37B	
KA520	TQ2	E1	31A	MP2000	00	=		P0007
KA520	TQ2	E1	33A	(66)	01		MP201A MP202A 70 33A 68 32A	
KA521	TQ2	E1	31A	MP201A	00	=		
KA521	TQ2	E1	33A	(66)	01		MP1000 MP1030 70 33A 68 32A	
KA420	TD4	E1	31B	MP202A	00	=		
KA420	TD4	E1	33A	(59)	01		MP105A MP104A MP101A MP102A 70 33A 68 32A 66 31A 61 32B	
KA520	TQ2	E2	28A	MP2030	00	=		P0007*
KA520	TQ2	E2	30A	(60)	01		MP204A MP205A 64 30A 62 29A	
KA524	TD4	E1	31B	MP204A	00	=		
KA524	TD4	E1	33A	(59)	01		SPA112 MP1030 MP101A MP102A 70 33A 68 32A 66 31A 61 32B	
KA524	TD4	E2	30B	MP205A	00	=		
KA524	TD4	E2	30A	(57)	01		MP1000 MP105A SPA111 MP104A 64 30A 62 29A 60 28A 55 29B	
KA520	TQ2	E3	30B	MP2060	00	=		P0015
KA520	TQ2	E3	28B	(57)	01		MP208A MP207A 53 28B 55 29B	
KA521	TQ2	E2	28A	MP207A	00	=		
KA521	TQ2	E2	30A	(60)	01		MP1090 MP1060 64 30A 62 29A	
KA420	TD4	E2	30B	MP208A	00	=		
KA420	TD4	E2	30A	(57)	01		MP110A MP108A MP107A MP111A 64 30A 62 29A 60 28A 55 29B	
KA520	TQ2	E4	33B	MP2090	00	=		P0015*
KA520	TQ2	E4	31B	(63)	01		MP211A MP210A 59 31B 61 32B	

DRAWING NUMBER 149012-860

UNIT ASSEMBLY NO. 149012

REV. E

INDEX

MP210A

LOGIC

UNIT ASSEMBLY NAME CARD CAGE ASSY, CPU L.H.

FILE IDENT

T39B2CP1

DATE 09-03-82

PAGE

333

CONNECTOR	CIRCUIT TYPE	GROUP	TEST POINTS AND/OR	EQUATION	3 Y	DESIGNATOR	FACTOR	COMMENT
XA524	TD4	F1	37A	MP210A	00	=		
XA524	TD4	F1	39B	(76)	01		SPA112 MP1090 MP108A MP107A 79 39B 77 38B 75 37B 78 38A	
XA524	TD4	F2	35A	MP211A	00	=		
XA524	TD4	F2	36B	(69)	01		SPA112 MP1060 MP111A MP110A 73 36B 71 36A 72 34A 74 35B	
XA520	TQ2	F1	37B	MP2120	00	=		P1623
XA520	TQ2	F1	39B	(75)	01		MP213A MP214A 79 39B 77 38B	
XA521	TQ2	E3	30B	MP213A	00	=		
XA521	TQ2	E3	28B	(57)	01		MP1150 MP1120 53 28B 55 29B	
XA420	TD4	F1	37A	MP214A	00	=		
XA420	TD4	F1	39B	(76)	01		MP117A MP116A MP113A MP114A 79 39B 77 38B 75 37B 78 38A	
XA520	TQ2	F2	34A	MP2150	00	=		P1623*
XA520	TQ2	F2	36B	(72)	01		MP216A MP217A 73 36B 71 36A	
XA525	TD4	E1	31B	MP216A	00	=		
XA525	TD4	E1	33A	(59)	01		MP1150 SPA113 MP113A MP114A 70 33A 68 32A 66 31A 61 32B	
XA525	TD4	E2	30B	MP217A	00	=		
XA525	TD4	E2	30A	(57)	01		MP1120 SPA112 MP117A MP116A 64 30A 62 29A 60 28A 55 29B	
XA520	TQ2	F3	35A	MP2180	00	=		P2431
XA520	TQ2	F3	34B	(69)	01		MP220A MP219A 65 34B 74 35B	
XA521	TQ2	E4	33B	MP219A	00	=		
XA521	TQ2	E4	31B	(63)	01		MP1180 MP1210 59 31B 61 32B	
XA420	TD4	F2	35A	MP220A	00	=		
XA420	TD4	F2	36B	(69)	01		MP122A MP123A MP119A MP120A 73 36B 71 36A 72 34A 74 35B	
XA520	TQ2	F4	39A	MP2210	00	=		P2431*
XA520	TQ2	F4	37A	(80)	01		MP223A MP222A 76 37A 78 38A	

DRAWING NUMBER 149012-860

UNIT ASSEMBLY NO. 149012 REV. E INDEX MP222A

LOGIC

UNIT ASSEMBLY NAME CARD CAGE ASSY, CPU L.H.

FILE IDENT T39B2CP1

DATE 09-03-82

PAGE

334

CONNECTOR	GROUP	TEST POINTS	EQUATION	TEST POINTS	GROUP	FACTOR	COMMENT
KA525	TD4	F1 37A	MP222A	00 =			
KA525	TD4	F1 39B	(76)	01		MP1210 SPA113 MP119A MP120A 79 39B 77 38B 75 37B 78 38A	
KA525	TD4	F2 35A	MP223A	00 =			
KA525	TD4	F2 36B	(69)	01		MP123A SPA113 MP122A MP1180 73 36B 71 36A 72 34A 74 35B	
KA526	TS8	A1 05B	MP3000	00 =			PARITY (32 BIT MDI)
KA526	TS8	A1 07A	(11)	01		MP307A MP308A MP301A MP302A MP303A MP304A MP306A MP305A 10 07A 08 06A 06 05A 04 04A 05 03B 01 02B 07 03A 13 06B	
KA524	TD4	A1 05B	MP301A	00 =			
KA524	TD4	A1 07A	(11)	01		MP2150 MP2090 MP2030 MP2210 10 07A 08 06A 06 05A 13 06B	
KA524	TD4	A2 04B	MP302A	00 =			
KA524	TD4	A2 04A	(09)	01		MP2030 MP2090 MP2180 MP2120 04 04A 05 03B 01 02B 07 03A	
KA524	TD4	B1 11B	MP303A	00 =			
KA524	TD4	B1 14A	(23)	01		MP2180 MP2060 MP2030 MP2150 26 14A 24 13A 22 12A 25 12B	
KA524	TD4	B2 10B	MP304A	00 =			
KA524	TD4	B2 11A	(21)	01		MP2060 MP2030 MP2120 MP2210 20 11A 18 10A 14 09A 19 09B	
KA524	TD4	C1 17B	MP305A	00 =			
KA524	TD4	C1 20A	(35)	01		MP2000 MP2180 MP2090 MP2150 42 20A 40 19A 38 18A 37 18B	
KA524	TD4	C2 16B	MP306A	00 =			
KA524	TD4	C2 17A	(33)	01		MP2000 MP2090 MP2210 MP2120 36 17A 34 16A 30 15A 31 15B	
KA524	TD4	D1 25B	MP307A	00 =			
KA524	TD4	D1 26A	(47)	01		MP2000 MP2060 MP2150 MP2210 56 26A 54 25A 52 24A 49 26B	
KA524	TD4	D2 24B	MP308A	00 =			
KA524	TD4	D2 23A	(45)	01		MP2060 MP2180 MP2000 MP2120 50 23A 48 22A 46 21A 43 23B	
KA526	TS8	B1 11B	MP3090	00 =			PARITY* (32 BIT MDI)
KA526	TS8	B1 14A	(23)	01		MP317A MP314A MP316A MP313A MP311A MP310A MP312A MP315A 26 14A 24 13A 22 12A 20 11A 18 10A 14 09A 19 09B 25 12B	

DRAWING NUMBER 149012-860

UNIT ASSEMBLY NO. 149012 REV. E INDEX MP310A

LOGIC

UNIT ASSEMBLY NAME CARD CAGE ASSY, CPU L.H.

FILE IDENT T39B2CP1 DATE 09-03-82 PAGE 335

CONNECTOR	CIRCUIT	A	B	TEST POINTS AND/OR	EQUATION	TEST	DESIGN	FACTOR				COMMENT
								1	2	3	4	
XA525	TD4	A1	05B		MP310A	00	=					
XA525	TD4	A1	07A		(11)	01		MP2090 10 07A	MP2180 08 06A	MP2150 06 05A	MP2030 13 06B	
XA525	TD4	A2	04B		MP311A	00	=					
XA525	TD4	A2	04A		(09)	01		MP2210 04 04A	MP2090 05 03B	MP2120 01 02B	MP2030 07 03A	
XA525	TD4	B1	11B		MP312A	00	=					
XA525	TD4	B1	14A		(23)	01		MP2060 26 14A	MP2150 24 13A	MP2030 22 12A	MP2210 25 12B	
XA529	TD4	B2	10B		MP313A	00	=					
XA529	TD4	B2	11A		(21)	01		MP2060 20 11A	MP2030 18 10A	MP2120 14 09A	MP2180 19 09B	
XA525	TD4	C1	17B		MP314A	00	=					
XA525	TD4	C1	20A		(35)	01		MP2000 42 20A	MP2210 40 19A	MP2150 38 18A	MP2090 37 18B	
XA525	TD4	C2	16B		MP315A	00	=					
XA525	TD4	C2	17A		(33)	01		MP2180 36 17A	MP2120 34 16A	MP2000 30 15A	MP2090 31 15B	
XA525	TD4	D1	25B		MP316A	00	=					
XA525	TD4	D1	26A		(47)	01		MP2000 56 26A	MP2060 54 25A	MP2180 52 24A	MP2150 49 26B	
XA525	TD4	D2	24B		MP317A	00	=					
XA525	TD4	D2	23A		(45)	01		MP2120 50 23A	MP2060 48 22A	MP2210 46 21A	MP2000 43 23B	
XA531	TY3	D2	23B		MP400A	00	=					
XA531	TY3	D2	22A		(43)	01		MP3000 48 22A	MK11BQ 46 21A	MP4030 41 22B		
XA531	TY3	D1	23A		MP401A	00	=					
XA531	TY3	D1	26A		(50)	01		MP4030 56 26A	MK11BP 54 25A	MP3090 52 24A		
XA531	TY3	C3	19B		MP403A	00	=					
XA531	TY3	C3	16B		(39)	01		CMN2BP 33 16B	CMN0BQ 35 17B	CMN1BP 37 18B		
XA535	TQ2	F2	34A		MP4030	00	=					
XA535	TQ2	F2	36B		(72)	01		SPA121 73 36B	MP403A 71 36A			

DRAWING NUMBER 149012-860

UNIT ASSEMBLY NO. 149012 REV. E INDEX MP4050

LOGIC

UNIT ASSEMBLY NAME CARD CAGE ASSY, CPU L.H.

FILE IDENT

T39B2CP1

DATE 09-03-82

PAGE

336

CONNECTOR	CIRCUIT	GROUP	TEST POINTS AND/OR	EQUATION	TEST	STATUS	FACTOR	COMMENT
KA536	TQ2	D4	27B	MP4050	00	=	SPO	
KA536	TQ2	D4	25B	(51)	01		SP1031 SPA121 47 25B 49 26B	
KA534	TS8	F1	37A	MP406A	00	=		
KA534	TS8	F1	39B	(76)	01		SPA120 SPA119 SPA123 MK11BP CMM2BQ MK06BP MM000 CMM1BP 79 39B 77 38B 75 37B 73 36B 71 36A 72 34A 74 35B 78 38A	
KA537	TS8	A1	05B	MP407A	00	=		
KA537	TS8	A1	07A	(11)	01		CMM2BQ MM000 SPA124 MK06BQ SPA123 SPA122 MP3000 SPA119 10 07A 08 06A 06 05A 04 04A 05 03B 01 02B 07 03A 13 06B	
KA529	TD4	C2	16B	MP408A	00	=		
KA529	TD4	C2	17A	(33)	01		MP3000 CMM1BQ CMM2BQ MM000 36 17A 34 16A 30 15A 31 15B	
KA531	TT3	C2	15B	MP4090	00	=		
KA531	TT3	C2	16A	(31)	01		MP406A MP407A MP408A 34 16A 30 15A 29 14B	
KA427	TQ2	A1	05A	MX1000	00	=		
KA427	TQ2	A1	07A	(06)	01		MC008A MC009A 10 07A 08 06A	
KA427	TQ2	A3	04B	MX1010	00	=		
KA427	TQ2	A3	02A	(09)	01		MC007A MC008A 03 02A 07 03A	
KA427	TQ2	B1	12A	MX1020	00	=		
KA427	TQ2	B1	14A	(22)	01		MC008A MC009A 26 14A 24 13A	
KA427	TQ2	D1	24A	MX1030	00	=		
KA427	TQ2	D1	26A	(52)	01		MC008A MC009A 56 26A 54 25A	
KA427	TQ2	D3	24B	MX1040	00	=		
KA427	TQ2	D3	22B	(45)	01		MC008A MC009A 41 22B 43 23B	
KA427	TQ2	E1	31A	MX1050	00	=		
KA427	TQ2	E1	33A	(66)	01		MC009A MC008A 70 33A 68 32A	
KA427	TQ2	B3	10B	MX2000	00	=		
KA427	TQ2	B3	08B	(21)	01		MC010A MC011A 17 08B 19 09B	

DRAWING NUMBER 149012-860

UNIT ASSEMBLY NO. 149012 REV. E INDEX MX4010

LOGIC

UNIT ASSEMBLY NAME CARD CAGE ASSY, CPU L.H.

FILE IDENT T39B2CP1 DATE 09-03-82 PAGE 338

CONNECTOR	TEST POINT	TEST POINT AND/OR	EQUATION	TEST POINT	TEST POINT	FACTOR	COMMENT
XA426	TQ2	C1 18A	MX4010	00 =			
XA426	TQ2	C1 20A	(38)	01	MC014A MC015A 42 20A 40 19A		
XA426	TQ2	C3 16B	MX4020	00 =			
XA426	TQ2	C3 14B	(33)	01	MC015A MC014A 29 14B 31 15B		
XA426	TQ2	E3 30B	MX4030	00 =			
XA426	TQ2	E3 28B	(57)	01	MC014A MC015A 53 28B 55 29B		
XA426	TQ2	F1 37B	MX4040	00 =			
XA426	TQ2	F1 39B	(75)	01	MC015A MC014A 79 39B 77 38B		
XA426	TQ2	F3 35A	MX4050	00 =			
XA426	TQ2	F3 34B	(69)	01	MC014A MC015A 65 34B 74 35B		
XA408	TQ2	A1 05A	MYA00A	00 =			Y1088B BUSS
XA408	TQ2	A1 07A	(06)	01	MD0290 MYA000X 10 07A 08 06A		
XA407	DCF	A1 02B	MYA00DX	00 =			Y1000B BUSS
XA407	DCF	A1 05A	(07)	01	MYSTBA 06 05A		
XA410	TQ2	A1 05A	MYA000	00 =			
XA410	TQ2	A1 07A	(06)	01	SPA078 MYA00A 10 07A 08 06A		
XA407	DCF	A2 03B	MYA000X	00 =			
XA407	DCF	A2 04B	(09)	01	MD2310 11 04B		
XA408	TQ2	A2 02B	MYA01A	00 =			
XA408	TQ2	A2 04A	(01)	01	MD0290 MYA010X 04 04A 05 03B		
XA407	DCF	A3 07B	MYA01DX	00 =			Y1010B BUSS
XA407	DCF	A3 05A	(17)	01	MYSTBA 06 05A		
XA410	TQ2	A2 02B	MYA01C	00 =			
XA410	TQ2	A2 04A	(01)	01	MYA01A SPA078 04 04A 05 03B		

DRAWING NUMBER 149012-860

UNIT ASSEMBLY NO. 149012

REV. E

INDEX MYA010X

LOGIC

UNIT ASSEMBLY NAME CARD CAGE ASSY, CPU L.H.

FILE IDENT

T39B2CP1

DATE 09-03-82

PAGE

339

CONNECTOR	CIRCUIT TYPE	GROUP	TEST POINTS AND OR	EQUATION	J TEST	USE OF POINT	FACTOR	COMMENT
XA407	DCF	A4	06B	MYA010X	00	=		
XA407	DCF	A4	05B	(15)	01		MD2320 13 05B	
XA408	TQ2	A3	04B	MYA02A	00	=		Y1098B BUSS
XA408	TQ2	A3	02A	(109)	01		MD0290 MYA020X 03 02A 07 03A	
XA407	DCF	A5	08B	MYA02DX	00	=		Y102DB BUSS
XA407	DCF	A5	05A	(14)	01		MYSTBA 06 05A	
XA410	TQ2	A3	04B	MYA020	00	=		
XA410	TQ2	A3	02A	(109)	01		SPA078 MYA02A 03 02A 07 03A	
XA407	DCF	A6	07A	MYA020X	00	=		
XA407	DCF	A6	06A	(10)	01		MD2330 08 06A	
XA408	TQ2	A4	07B	MYA03A	00	=		
XA408	TQ2	A4	05B	(15)	01		MD0290 MYA030X 11 05B 13 06B	
XA407	DCF	A7	02A	MYA03DX	00	=		Y103DB
XA407	DCF	A7	05A	(01)	01		MYSTBA 06 05A	
XA410	TQ2	A4	07B	MYA030	00	=		
XA410	TQ2	A4	05B	(15)	01		SPA078 MYA03A 11 05B 13 06B	
XA407	DCF	A8	03A	MYA030X	00	=		
XA407	DCF	A8	04A	(03)	01		MD2340 04 04A	
XA408	TQ2	B1	12A	MYA04A	00	=		
XA408	TQ2	B1	14A	(22)	01		MD0290 MYA040X 26 14A 24 13A	
XA407	DCF	B1	10B	MYA04DX	00	=		Y104DB BUSS
XA407	DCF	B1	13A	(27)	01		MYSTBA 36 13A	
XA410	TQ2	B1	12A	MYA040	00	=		
XA410	TQ2	B1	14A	(22)	01		SPA078 MYA04A 26 14A 24 13A	

DRAWING NUMBER 149012-860

UNIT ASSEMBLY NO. 149012

REV. E

INDEX MYA040X

LOGIC

UNIT ASSEMBLY NAME CARD CAGE ASSY, CPU L.H.

FILE IDENT T39B2CP1

DATE 09-03-82

PAGE

340

CONNECTOR	TEST POINT	BOARD	TEST POINTS AND/OR	EQUATION	TEST POINT	DESIGNATION	FACTOR	COMMENT
KA407	DCF	B2	11B	MYA040X	00 =			
KA407	DCF	B2	12B	(29)	01	MD2350 31 12B		
KA408	TQ2	B2	09A	MYA05A	00 =			
KA408	TQ2	B2	11A	(14)	01	MD0290 MYA050X 20 11A 18 10A		
KA407	DCF	B3	15B	MYA05DX	00 =			YI05DB BUSS
KA407	DCF	B3	13A	(37)	01	MYSTBA 36 13A		
KA410	TQ2	B2	09A	MYA050	00 =			
KA410	TQ2	B2	11A	(14)	01	MYA05A SPA078 20 11A 18 10A		
KA407	DCF	B4	14B	MYA050X	00 =			
KA407	DCF	B4	13B	(35)	01	MD2360 33 13B		
KA408	TQ2	B3	10B	MYA06A	00 =			
KA408	TQ2	B3	08B	(21)	01	MD0290 MYA060X 17 08B 19 09B		
KA407	DCF	B5	16A	MYA06DX	00 =			YI06DB BUSS
KA407	DCF	B5	13A	(41)	01	MYSTBA 36 13A		
KA410	TQ2	B3	10B	MYA060	00 =			
KA410	TQ2	B3	08B	(21)	01	SPA078 MYA06A 17 08B 19 09B		
KA407	DCF	B6	15A	MYA060X	00 =			
KA407	DCF	B6	14A	(40)	01	MD2370 38 14A		
KA408	TQ2	B4	13B	MYA07A	00 =			
KA408	TQ2	B4	11B	(27)	01	MD0290 MYA070X 23 11B 25 12B		
KA407	DCF	B7	10A	MYA07DX	00 =			YI07DB BUSS
KA407	DCF	B7	13A	(23)	01	MYSTBA 36 13A		
KA410	TQ2	B4	13B	MYA070	00 =			
KA410	TQ2	B4	11B	(27)	01	SPA078 MYA07A 23 11B 25 12B		

DRAWING NUMBER 149012-860

UNIT ASSEMBLY NO. 149012

REV. E

INDEX MYA070X

LOGIC

UNIT ASSEMBLY NAME CARD CAGE ASSY, CPU L.H.

FILE IDENT

T39B2CP1

DATE 09-03-82

PAGE

341

CONNECTOR	CONV. TYPE	GROUP	TEST POINTS AND OR	EQUATION	TEST POINT	DEFINITION	FACTOR	COMMENT
XA407	DCF	B8	11A	MYA070X	00	=		
XA407	DCF	B8	12A	(30)	01		MD2380 34 12A	
XA408	TQ2	C1	18A	MYA08A	00	=		
XA408	TQ2	C1	20A	(38)	01		MD0310 MYA080X 42 20A 40 19A	
XA407	DCF	C1	25B	MYA08DX	00	=		YI08DB BUSS
XA407	DCF	C1	29A	(46)	01		MYSTBA 52 29A	
XA410	TQ2	C1	18A	MYA08C	00	=		
XA410	TQ2	C1	20A	(38)	01		SPA079 MYA08A 42 20A 40 19A	
XA407	DCF	C2	26B	MYA080X	00	=		
XA407	DCF	C2	27B	(47)	01		MD2390 49 27B	
XA408	TQ2	C2	15A	MYA09A	00	=		
XA408	TQ2	C2	17A	(30)	01		MD0310 MYA090X 36 17A 34 16A	
XA407	DCF	C3	30B	MYA09DX	00	=		YI09DB BUSS
XA407	DCF	C3	29A	(55)	01		MYSTBA 52 29A	
XA410	TQ2	C2	15A	MYA090	00	=		
XA410	TQ2	C2	17A	(30)	01		SPA079 MYA09A 36 17A 34 16A	
XA407	DCF	C4	29B	MYA090X	00	=		
XA407	DCF	C4	28B	(56)	01		MD2400 51 28B	
XA408	TQ2	C3	16B	MYA10A	00	=		
XA408	TQ2	C3	14B	(33)	01		MD0310 MYA100X 29 14B 31 15B	
XA407	DCF	C5	31B	MYA10DX	00	=		YI10DB BUSS
XA407	DCF	C5	29A	(60)	01		MYSTBA 52 29A	
XA410	TQ2	C3	16B	MYA100	00	=		
XA410	TQ2	C3	14B	(33)	01		MYA10A SPA078 29 14B 31 15B	

DRAWING NUMBER 149012-860

UNIT ASSEMBLY NO. 149012

REV. E

INDEX MYA100X

LOGIC

UNIT ASSEMBLY NAME CARD CAGE ASSY, CPU L.H.

FILE IDENT T39B2CP1

DATE 09-03-82

PAGE

342

CONNECTOR	UNIT ASSEMBLY NAME	BOARD	TEST POINTS AND/OR	EQUATION	TERM	RELATION	FACTOR	COMMENT
XA407 XA407	DCF DCF	C6 C6	31A 30A	MYA100X (57)	00 01	=	MD2410 54 30A	
XA408 XA408	TQ2 TQ2	C4 C4	19B 17B	MYA11A (39)	00 01	=	MD0310 MYA110X 35 17B 37 18B	
XA407 XA407	DCF DCF	C7 C7	25A 29A	MYA11DX (43)	00 01	=	MYSTBA 52 29A	YI11DB BUSS
XA511 XA511	TQ2 TQ2	A1 A1	05A 07A	MYA110 (06)	00 01	=	SPA108 MYA11A 10 07A 08 06A	
XA407 XA407	DCF DCF	C8 C8	26A 28A	MYA110X (48)	00 01	=	MD2420 50 28A	
XA408 XA408	TQ2 TQ2	D1 D1	24A 26A	MYA12A (52)	00 01	=	MD0310 MYA120X 56 26A 54 25A	YI0PBB BUSS
XA407 XA407	DCF DCF	D1 D1	32B 36A	MYA12DX (65)	00 01	=	MYSTBA 72 36A	YI12DB BUSS
XA511 XA511	TQ2 TQ2	A2 A2	02B 04A	MYA120 (01)	00 01	=	SPA108 MYA12A 04 04A 05 03B	
XA407 XA407	DCF DCF	D2 D2	33B 34B	MYA120X (69)	00 01	=	MD2430 71 34B	
XA408 XA408	TQ2 TQ2	D2 D2	21A 23A	MYA13A (46)	00 01	=	MD0310 MYA130X 50 23A 48 22A	
XA407 XA407	DCF DCF	D3 D3	37B 36A	MYA13DX (78)	00 01	=	MYSTBA 72 36A	YI13DB BUSS
XA511 XA511	TQ2 TQ2	A3 A3	04B 02A	MYA130 (09)	00 01	=	MYA13A SPA108 03 02A 07 03A	

DRAWING NUMBER 149012-860

UNIT ASSEMBLY NO. 149012

REV. E

INDEX MYA130X

LOGIC

UNIT ASSEMBLY NAME CARD CAGE ASSY, CPU L.H.

FILE IDENT

T39B2CP1

DATE 09-03-82

PAGE

343

CONNECTOR	UNIT IDENT	TEST POINTS AND/OR	EQUATION	TEST	LOGIC	FACTOR	COMMENT
XA407	DCF	D4 36B	MYA130X	00	=		
XA407	DCF	D4 35B	(75)	01		MD2440 73 35B	
XA408	TQ2	D3 24B	MYA14A	00	=		
XA408	TQ2	D3 22B	(45)	01		MD0310 MYA140X 41 22B 43 23B	
XA407	DCF	D5 38B	MYA14DX	00	=		YI14DB BUSS
XA407	DCF	D5 36A	(80)	01		MYSTBA 72 36A	
XA511	TQ2	A4 07B	MYA140	00	=		
XA511	TQ2	A4 05B	(15)	01		MYA14A SPA108 11 05B 13 06B	
XA407	DCF	D6 38A	MYA140X	00	=		
XA407	DCF	D6 37A	(76)	01		MD2450 74 37A	
XA408	TQ2	D4 27B	MYA15A	00	=		
XA408	TQ2	D4 25B	(51)	01		MD0310 MYA150X 47 25B 49 26B	
XA407	DCF	D7 33A	MYA15DX	00	=		YI15DB BUSS
XA407	DCF	D7 36A	(61)	01		MYSTBA 72 36A	
XA511	TQ2	B1 12A	MYA150	00	=		
XA511	TQ2	B1 14A	(22)	01		MYA15A SPA109 26 14A 24 13A	
XA407	DCF	D8 34A	MYA150X	00	=		
XA407	DCF	D8 35A	(68)	01		MD2460 70 35A	
XA508	TQ2	A1 05A	MYA16A	00	=		
XA508	TQ2	A1 07A	(06)	01		MD0330 MYA160X 10 07A 08 06A	
XA506	DCF	A1 02B	MYA16DX	00	=		YI16DB BUSS
XA506	DCF	A1 05A	(07)	01		MYSTBA 06 05A	
XA511	TQ2	B2 09A	MYA160	00	=		
XA511	TQ2	B2 11A	(14)	01		SPA108 MYA16A 20 11A 18 10A	

DRAWING NUMBER 149012-860

UNIT ASSEMBLY NO. 149012

REV. E

INDEX MYA160X

LOGIC

UNIT ASSEMBLY NAME CARD CAGE ASSY, CPU L.H.

FILE IDENT

T39B2CP1

DATE 09-03-82

PAGE

344

CONNECTOR	CIRCUIT TYPE	GROUP	TEST POINTS AND OR	EQUATION	TERMINAL	DESIGNATION	FACTOR	COMMENT
KA506	DCF	A2	03B	MYA160X	00	=		
KA506	DCF	A2	04B	(09)	01		MD2470 11 04B	
KA508	TQ2	A2	02B	MYA17A	00	=		
KA508	TQ2	A2	04A	(01)	01		MD0330 MYA170X 04 04A 05 03B	
KA506	DCF	A3	07B	MYA170X	00	=		YI17DB BUSS
KA506	DCF	A3	05A	(17)	01		MYSTBA 06 05A	
KA511	TQ2	B3	10B	MYA170	00	=		
KA511	TQ2	B3	08B	(21)	01		MYA17A SPA108 17 08B 19 09B	
KA506	DCF	A4	06B	MYA170X	00	=		
KA506	DCF	A4	05B	(15)	01		MD2480 13 05B	
KA508	TQ2	A3	04B	MYA18A	00	=		
KA508	TQ2	A3	02A	(09)	01		MD0330 MYA180X 03 02A 07 03A	
KA506	DCF	A5	08B	MYA180X	00	=		YI18DB BUSS
KA506	DCF	A5	05A	(14)	01		MYSTBA 06 05A	
KA511	TQ2	B4	13B	MYA180	00	=		
KA511	TQ2	B4	11B	(27)	01		MYA18A SPA109 23 11B 25 12B	
KA506	DCF	A6	07A	MYA180X	00	=		
KA506	DCF	A6	06A	(10)	01		MD2490 08 06A	
KA508	TQ2	A4	07B	MYA19A	00	=		
KA508	TQ2	A4	05B	(15)	01		MD0330 MYA190X 11 05B 13 06B	
KA506	DCF	A7	02A	MYA190X	00	=		YI19DB BUSS
KA506	DCF	A7	05A	(01)	01		MYSTBA 06 05A	
KA511	TQ2	C1	18A	MYA190	00	=		
KA511	TQ2	C1	20A	(38)	01		SPA109 MYA19A 42 20A 40 19A	

DRAWING NUMBER 149012-860

UNIT ASSEMBLY NO. 149012

REV. E

INDEX MYA190X

LOGIC

FILE IDENT T39B2CP1

DATE 09-03-82

PAGE

345

UNIT ASSEMBLY NAME CARD CAGE ASSY, CPU L.H.

CONNECTOR	TEST POINTS AND/OR	EQUATION	LOGIC	FACTOR	COMMENT
XA506	DCF A8 03A	MYA190X	00 =		
XA506	DCF A8 04A	(03)	01	MD2500 04 04A	
XA508	TQ2 B1 12A	MYA20A	00 =		
XA508	TQ2 B1 14A	(22)	01	MD0330 MYA200X 26 14A 24 13A	
XA506	DCF B1 10B	MYA20DX	00 =		YI20DB BUSS
XA506	DCF B1 13A	(27)	01	MYSTBA 36 13A	
XA511	TQ2 C2 15A	MYA200	00 =		
XA511	TQ2 C2 17A	(30)	01	SPA109 MYA20A 36 17A 34 16A	
XA506	DCF B2 11B	MYA200X	00 =		
XA506	DCF B2 12B	(29)	01	MD2510 31 12B	
XA508	TQ2 B2 09A	MYA21A	00 =		
XA508	TQ2 B2 11A	(14)	01	MD0330 MYA210X 20 11A 18 10A	
XA506	DCF B3 15B	MYA21DX	00 =		YI21DB BUSS
XA506	DCF B3 13A	(37)	01	MYSTBA 36 13A	
XA511	TQ2 C3 16B	MYA210	00 =		
XA511	TQ2 C3 14B	(33)	01	MYA21A SPA109 29 14B 31 15B	
XA506	DCF B4 14B	MYA210X	00 =		
XA506	DCF B4 13B	(35)	01	MD2520 33 13B	
XA508	TQ2 B3 10B	MYA22A	00 =		
XA508	TQ2 B3 08B	(21)	01	MD0330 MYA220X 17 08B 19 09B	
XA506	DCF B5 16A	MYA22DX	00 =		YI22DB BUSS
XA506	DCF B5 13A	(41)	01	MYSTBA 36 13A	
XA511	TQ2 C4 19B	MYA220	00 =		
XA511	TQ2 C4 17B	(39)	01	MYA22A SPA109 35 17B 37 18B	

DRAWING NUMBER 149012-860

TM 11-5895-856-34-6/EE640-CA-MMI-060/E154 CPU/TO 31W2-2T-122-6

UNIT ASSEMBLY NO. 149012 REV. E INDEX MYA220X

LOGIC

FILE IDENT T39B2CP1 DATE 09-03-82 PAGE 346

UNIT ASSEMBLY NAME CARD CAGE ASSY, CPU L.H.

CONNECTOR	CPU/TO	GROUP	TEST POINTS AND/OR	EQUATION	TEST	DESIGNATION	FACTOR	COMMENT
XA506	DCF	B6	15A	MYA220X	00	=		
XA506	DCF	B6	14A	(140)	01		MD2530 38 14A	
XA508	TQ2	B4	13B	MYA23A	00	=		
XA508	TQ2	B4	11B	(127)	01		MD0330 MYA230X 23 11B 25 12B	
XA506	DCF	B7	10A	MYA23DX	00	=		
XA506	DCF	B7	13A	(123)	01		MYSTBA 36 13A	YI23DB BUSS
XA511	TQ2	D1	24A	MYA230	00	=		
XA511	TQ2	D1	26A	(152)	01		SPA110 MYA23A 56 26A 54 25A	
XA506	DCF	B8	11A	MYA230X	00	=		
XA506	DCF	B8	12A	(130)	01		MD2540 34 12A	
XA508	TQ2	C1	18A	MYA24A	00	=		
XA508	TQ2	C1	20A	(138)	01		MD0350 MYA240X 42 20A 40 19A	
XA506	DCF	C1	25B	MYA24DX	00	=		
XA506	DCF	C1	29A	(146)	01		MYSTBA 52 29A	YI24DB BUSS
XA511	TQ2	D2	21A	MYA240	00	=		
XA511	TQ2	D2	23A	(146)	01		SPA109 MYA24A 50 23A 48 22A	
XA506	DCF	C2	26B	MYA240X	00	=		
XA506	DCF	C2	27B	(147)	01		MD2550 49 27B	
XA508	TQ2	C2	15A	MYA25A	00	=		
XA508	TQ2	C2	17A	(130)	01		MD0350 MYA250X 36 17A 34 16A	
XA506	DCF	C3	30B	MYA25DX	00	=		
XA506	DCF	C3	29A	(155)	01		MYST9A 52 29A	YI25DB BUSS
XA511	TQ2	D3	24B	MYA250	00	=		
XA511	TQ2	D3	22B	(145)	01		MYA25A SPA109 41 22B 43 23B	

DRAWING NUMBER 149012-860

UNIT ASSEMBLY NO. 149012

REV. E

INDEX MYA250X

LOGIC

UNIT ASSEMBLY NAME CARD CAGE ASSY, CPU L.H.

FILE IDENT

T39B2CP1

DATE 09-03-82

PAGE

347

CONNECTOR	TEST POINTS AND OR	EQUATION	TERMINAL	DESIGNATOR	FACTOR	COMMENT
XA506	DCF C4 29B	MYA250X	00	=		
XA506	DCF C4 28B	(56)	01	=	MD2560 51 28B	
XA508	TQ2 C3 16B	MYA26A	00	=		
XA508	TQ2 C3 14B	(33)	01	=	MD0350 MYA260X 29 14B 31 15B	
XA506	DCF C5 31B	MYA26DX	00	=		Y126DB BUSS
XA506	DCF C5 29A	(66)	01	=	MYSTBA 52 29A	
XA511	TQ2 D4 27B	MYA260	00	=		
XA511	TQ2 D4 25B	(51)	01	=	MYA26A SPA109 47 25B 49 26B	
XA506	DCF C6 31A	MYA260X	00	=		
XA506	DCF C6 30A	(57)	01	=	MD2570 54 30A	
XA508	TQ2 C4 19B	MYA27A	00	=		
XA508	TQ2 C4 17B	(39)	01	=	MD0350 MYA270X 35 17B 37 18B	
XA506	DCF C7 25A	MYA27DX	00	=		Y127DB BUSS
XA506	DCF C7 29A	(43)	01	=	MYSTBA 52 29A	
XA511	TQ2 E1 31A	MYA270	00	=		
XA511	TQ2 E1 33A	(66)	01	=	SPA110 MYA27A 70 33A 68 32A	
XA506	DCF C8 26A	MYA270X	00	=		
XA506	DCF C8 28A	(48)	01	=	MD2580 50 28A	
XA508	TQ2 D1 24A	MYA28A	00	=		
XA508	TQ2 D1 26A	(52)	01	=	MD0350 MYA280X 56 26A 54 25A	
XA506	DCF D1 32B	MYA28DX	00	=		Y128DB BUSS
XA506	DCF D1 36A	(65)	01	=	MYSTBA 72 36A	
XA511	TQ2 E2 28A	MYA280	00	=		
XA511	TQ2 E2 30A	(60)	01	=	SPA110 MYA28A 64 30A 62 29A	

DRAWING NUMBER 149012-860

UNIT ASSEMBLY NO. 149012 REV. E INDEX MYA280X

LOGIC

UNIT ASSEMBLY NAME CARD CAGE ASSY, CPU L.H.

FILE IDENT T39B2CP1 DATE 09-03-82 PAGE 348

CONNECTOR	LOC	TEST POINTS AND OR	EQUATION	TEST YER	DESIG	FACTOR	COMMENT
KA506	DCF	D2 33B	MYA280X	00	=		
KA506	DCF	D2 34B	(69)	01		MD2590 71 34B	
KA508	TQ2	D2 21A	MYA29A	00	=		
KA508	TQ2	D2 23A	(46)	01		MD0350 MYA290X 50 23A 46 22A	
KA506	DCF	D3 37B	MYA29DX	00	=		
KA506	DCF	D3 36A	(78)	01		MYSTBA 72 36A	YI29DB BUSS
KA511	TQ2	E3 30B	MYA290	00	=		
KA511	TQ2	E3 28B	(57)	01		MYA29A SPAT09 53 28B 55 29B	
KA506	DCF	D4 36B	MYA290X	00	=		
KA506	DCF	D4 35B	(75)	01		MD2600 73 35B	
KA508	TQ2	D3 24B	MYA30A	00	=		
KA508	TQ2	D3 22B	(45)	01		MD0350 MYA300X 41 22B 43 23B	
KA506	DCF	D5 38B	MYA30DX	00	=		
KA506	DCF	D5 36A	(80)	01		MYSTBA 72 36A	YI30DB BUSS
KA511	TQ2	E4 33B	MYA300	00	=		
KA511	TQ2	E4 31B	(63)	01		MYA30A SPAT10 59 31B 61 32B	
KA506	DCF	D6 38A	MYA300X	00	=		
KA506	DCF	D6 37A	(76)	01		MD2610 74 37A	
KA508	TQ2	D4 27B	MYA31A	00	=		
KA508	TQ2	D4 25B	(51)	01		MD0350 MYA310X 47 25B 49 26B	
KA506	DCF	D7 33A	MYA31DX	00	=		
KA506	DCF	D7 36A	(61)	01		MYSTBA 72 36A	YI31DB BUSS
KA511	TQ2	F1 37B	MYA310	00	=		
KA511	TQ2	F1 39B	(75)	01		SPAT10 MYA31A 79 39B 77 38B	

DRAWING NUMBER 149012-860

UNIT ASSEMBLY NO. 149012

REV. E

INDEX MYA310X

LOGIC

UNIT ASSEMBLY NAME CARD CAGE ASSY, CPU L.H.

FILE IDENT

T39B2CP1

DATE 09-03-82

PAGE

349

CONNECTOR	TEST POINTS AND/OR	EQUATION	DESIGNATOR	FACTOR	COMMENT
XA506	DCF D8 34A	MYA310X	00 =		
XA506	DCF D8 35A	(68)	01	MD2620 70 35A	
XA508	TQ2 E1 31A	MYGNDA	00 =		
XA508	TQ2 E1 33A	(66)	01	SPI040 SPI041 70 33A 68 32A	
XA507	DCF A1 02B	MYPARDX	00 =		YTOPDR BUSS
XA507	DCF A1 05A	(07)	01	CTHPLO 06 05A	
XA507	DCF A2 03B	MYPAROX	00 =		
XA507	DCF A2 04B	(09)	01	MP4090 11 04B	
XA405	ACF B1	MYSN1GX	00 =		YSN1GB BUSS
XA405	ACF B1 06A	(31)	01	MYSN10 WDD01A 13 06A 17 07A	
XA405	ACF B2	MYSN1HX	00 =		YSN1HA BUSS
XA405	ACF B2 22A	(29)	01	SPA501 41 22A	
XA408	TQ2 E2 28A	MYSN10	00 =		
XA408	TQ2 E2 30A	(60)	01	MC062A MC070A 64 30A 62 29A	
XA405	ACF C1	MYSN2GX	00 =		YSN2GB BUSS
XA405	ACF C1 06A	(23)	01	MYSN10 WDD01A 13 06A 17 07A	
XA405	ACF C2	MYSN2HX	00 =		YSN2HA BUSS
XA405	ACF C2 20A	(25)	01	MYGNDA 39 20A	
XA405	ACF C3 32A	MYSN2TX	00 =		YSN2TB BUSS
XA405	ACF C3 34A	(65)	01	SPA502 64 34A	
XA408	TQ2 E1 31A	MYSTBA	00 =		
XA408	TQ2 E1 33A	(66)	01	SPI042 SPI043 70 33A 68 32A	
XA427	TQ2 A2 02B	MY1000	00 =		
XA427	TQ2 A2 04A	(01)	01	MC000A MC001A 04 04A 05 03B	

DRAWING NUMBER 149012-860

UNIT ASSEMBLY NO. 149012

REV. E

INDEX

MY1010

LOGIC

UNIT ASSEMBLY NAME CARD CAGE ASSY, CPU L.H.

FILE IDENT T39B2CP1

DATE 09-03-82

PAGE

350

CONNECTOR	GROUP	TEST POINTS AND OR	EQUATION	TEST	USE	FACTOR	COMMENT
XA427	TQ2	A4 07B	MY1010	00	=		
XA427	TQ2	A4 05B	(15)	01		MC000A MC001A 11 05B 13 06B	
XA427	TQ2	B2 09A	MY1020	00	=		
XA427	TQ2	B2 11A	(14)	01		MC000A MC001A 20 11A 18 10A	
XA427	TQ2	D2 21A	MY1030	00	=		
XA427	TQ2	D2 23A	(46)	01		MC001A MC000A 50 23A 48 22A	
XA427	TQ2	D4 27B	MY1040	00	=		
XA427	TQ2	D4 25B	(51)	01		MC001A MC000A 47 25B 49 26B	
XA427	TQ2	E2 28A	MY1050	00	=		
XA427	TQ2	E2 30A	(60)	01		MC001A MC000A 64 30A 62 29A	
XA427	TQ2	B4 13B	MY2000	00	=		
XA427	TQ2	B4 11B	(27)	01		MC003A MC002A 23 11B 25 12B	
XA427	TQ2	C2 15A	MY2010	00	=		
XA427	TQ2	C2 17A	(30)	01		MC003A MC002A 36 17A 34 16A	
XA427	TQ2	C4 19B	MY2020	00	=		
XA427	TQ2	C4 17B	(39)	01		MC003A MC002A 35 17B 37 18B	
XA427	TQ2	E4 33B	MY2030	00	=		
XA427	TQ2	E4 31B	(63)	01		MC002A MC003A 59 31B 61 32B	
XA427	TQ2	F2 34A	MY2040	00	=		
XA427	TQ2	F2 36B	(72)	01		MC003A MC002A 73 36B 71 36A	
XA427	TQ2	F4 39A	MY2050	00	=		
XA427	TQ2	F4 37A	(80)	01		MC002A MC003A 76 37A 78 38A	
XA426	TQ2	A2 02B	MY3000	00	=		
XA426	TQ2	A2 04A	(01)	01		MC004A MC005A 04 04A 05 03B	

DRAWING NUMBER 149012-860

UNIT ASSEMBLY NO. 149012 REV. E INDEX TB00TD

LOGIC

FILE IDENT T39B2CP1 DATE 09-03-82 PAGE 352

UNIT ASSEMBLY NAME CARD CAGE ASSY, CPU L.H.

CONNECTOR	CONNECTOR TYPE	POINTS	TEST POINTS AND/OR	EQUATION	TERM	FACTOR	COMMENT
KA316	TLD	D4	27B	TB00TD	00		
KA316	TLD	D4	25B	(51)	01	YDB8C0 DB00M0 47 25B 49 26B	JOB00B4 BUSS
KA312	TQ2	F3	35A	TB01C0	00		
KA312	TQ2	F3	34B	(69)	01	ECDB08 JDB01B4 65 34B 74 35B	IOU DATA IN - 01
KA316	TLD	D3	24B	TB01TD	00		
KA316	TLD	D3	22B	(45)	01	YDB8C0 DB01M0 41 22B 43 23B	JOB01B4 BUSS
KA312	TQ2	F2	34A	TB02C0	00		
KA312	TQ2	F2	36B	(72)	01	ECDB08 JDB02B4 73 36B 71 36A	IOU DATA IN - 02
KA316	TLD	D2	21A	TB02TD	00		
KA316	TLD	D2	23A	(46)	01	DB02M0 YDB8C0 50 23A 48 22A	JOB02B4 BUSS
KA312	TQ2	F1	37B	TB03C0	00		
KA312	TQ2	F1	39B	(75)	01	ECDB08 JDB03B4 79 39B 77 38B	IOU DATA IN - 03
KA316	TLD	D1	24A	TB03TD	00		
KA316	TLD	D1	26A	(52)	01	DB03M0 YDB8C0 56 26A 54 25A	JOB03B4 BUSS
KA312	TQ2	E4	33B	TB04C0	00		
KA312	TQ2	E4	31B	(63)	01	JDB04B4 ECDB08 59 31B 61 32B	IOU DATA IN - 04
KA315	TLD	D4	27B	TB04TD	00		
KA315	TLD	D4	25B	(51)	01	DB04M0 YDB8C0 47 25B 49 26B	JOB04B4 BUSS
KA312	TQ2	E3	30B	TB05C0	00		
KA312	TQ2	E3	28B	(57)	01	JDB05B4 ECDB08 53 28B 55 29B	IOU DATA IN - 05
KA315	TLD	D3	24B	TB05TD	00		
KA315	TLD	D3	22B	(45)	01	DB05M0 YDB8C0 41 22B 43 23B	JOB05B4 BUSS
KA312	TQ2	E2	28A	TB06C0	00		
KA312	TQ2	E2	30A	(60)	01	ECDB08 JDB06B4 64 30A 62 29A	IOU DATA IN - 06

DRAWING NUMBER 149012-860

UNIT ASSEMBLY NO. 149012 REV. E INDEX TB12TD

LOGIC

UNIT ASSEMBLY NAME CARD CAGE ASSY, CPU L.H.

FILE IDENT T39B2CP1

DATE 09-03-82

PAGE

354

CONNECTOR	UNIT TYPE	GROUP	TEST POINTS AND/OR	EQUATION	TEST	TEST POINT	FACTOR	COMMENT
XA314	TLD	E4	33B	TB12TD	00	=		
XA314	TLD	E4	31B	(63)	01	=	YDD8E0 DB12M0 59 31B 61 32B	JOB1284 BUSS
XA312	TQ2	C3	16B	TB13C0	00	=		
XA312	TQ2	C3	14B	(33)	01	=	JDB13B4 ECD8DB 29 14B 31 15B	IOU DATA IN - 13
XA314	TLD	E3	30B	TB13TD	00	=		
XA314	TLD	E3	28B	(57)	01	=	YDD8E0 DB13M0 53 28B 55 29B	JDB1384 BUSS
XA312	TQ2	C2	15A	TB14C0	00	=		
XA312	TQ2	C2	17A	(30)	01	=	ECD8DB JDB14B4 36 17A 34 16A	IOU DATA IN - 14
XA314	TLD	E2	28A	TB14TD	00	=		
XA314	TLD	E2	30A	(60)	01	=	DB14M0 YDD8E0 64 30A 62 29A	JDB1484 BUSS
XA312	TQ2	C1	18A	TB15C0	00	=		
XA312	TQ2	C1	20A	(38)	01	=	JDB15B4 ECD8DB 42 20A 40 19A	IOU DATA IN - 15
XA314	TLD	E1	31A	TB15TD	00	=		
XA314	TLD	E1	33A	(66)	01	=	YDD8E0 DB15M0 70 33A 68 32A	JDB1584 BUSS
XA313	TQ2	F4	39A	TB16C0	00	=		
XA313	TQ2	F4	37A	(80)	01	=	JDB16B4 ECD8DB 76 37A 78 38A	IOU DATA IN - 16
XA314	TLD	D4	27B	TB16TD	00	=		
XA314	TLD	D4	25B	(51)	01	=	DB16M0 YDD8F0 47 25B 49 26B	JDB1684 BUSS
XA313	TQ2	F3	35A	TB17C0	00	=		
XA313	TQ2	F3	34B	(69)	01	=	EDD8DB JDB17B4 65 34B 74 35B	IOU DATA IN - 17
XA314	TLD	D3	24B	TB17TD	00	=		
XA314	TLD	D3	22B	(45)	01	=	YDD8F0 DB17M0 41 22B 43 23B	JDB1784 BUSS
XA313	TQ2	F2	34A	TB18C0	00	=		
XA313	TQ2	F2	36B	(72)	01	=	EDD8DB JDB18B4 73 36B 71 36A	IOU DATA IN - 18

DRAWING NUMBER 149012-860

UNIT ASSEMBLY NO. 149012

REV. E

INDEX

TB18TD

LOGIC

UNIT ASSEMBLY NAME CARD CAGE ASSY, CPU L.H.

FILE IDENT

T39B2CP1

DATE 09-03-82

PAGE

355

CONNECTOR	CONNECTOR TYPE	GROUP	TEST POINTS AND/OR	EQUATION	TEST POINT	DESIGNATOR	FACTOR	COMMENT
XA314	TLD	D2	21A	TB18TD	00	=		JDB18B4 BUSS
XA314	TLD	D2	23A	(46)	01		TDD8F0 DB18M0 50 23A 48 22A	
XA313	TQ2	F1	37B	TB19C0	00	=		IQU DATA IN - 19
XA313	TQ2	F1	39B	(75)	01		EDD8D8 JDB19B4 79 39B 77 38B	
XA314	TLD	D1	24A	TB19TD	00	=		JDB19B4 BUSS
XA314	TLD	D1	26A	(52)	01		DB19M0 TDD8F0 56 26A 54 25A	
XA313	TQ2	E4	33B	TB20C0	00	=		IQU DATA IN - 20
XA313	TQ2	E4	31B	(63)	01		JDB20B4 EDD8D8 59 31B 61 32B	
XA314	TLD	C4	19B	TB20TD	00	=		JDB20B4 BUSS
XA314	TLD	C4	17B	(39)	01		TDD8F0 DB20M0 35 17B 37 18B	
XA313	TQ2	E3	30B	TB21C0	00	=		IQU DATA IN - 21
XA313	TQ2	E3	28B	(57)	01		JDB21B4 EDD8D8 53 28B 55 29B	
XA314	TLD	C3	16B	TB21TD	00	=		JDB21B4 BUSS
XA314	TLD	C3	14B	(33)	01		TDD8G0 DB21M0 29 14B 31 15B	
XA313	TQ2	E2	28A	TB22C0	00	=		IQU DATA IN - 22
XA313	TQ2	E2	30A	(60)	01		EDD8D8 JDB22B4 64 30A 62 29A	
XA314	TLD	C2	15A	TB22TD	00	=		JDB22B4 BUSS
XA314	TLD	C2	17A	(30)	01		TDD8G0 DB22M0 36 17A 34 16A	
XA313	TQ2	E1	31A	TB23C0	00	=		IQU DATA IN - 23
XA313	TQ2	E1	33A	(66)	01		JDB23B4 EDD8D8 70 33A 68 32A	
XA314	TLD	C1	18A	TB23TD	00	=		JDB23B4 BUSS
XA314	TLD	C1	20A	(38)	01		DB23M0 TDD8G0 42 20A 40 19A	
XA313	TQ2	D4	27B	TB24C0	00	=		IQU DATA IN - 24
XA313	TQ2	D4	25B	(51)	01		JDB24B4 EDD8D8 47 25B 49 26B	

DRAWING NUMBER 149012-860

UNIT ASSEMBLY NO. 149012 REV. E INDEX TB24TD

UNIT ASSEMBLY NAME CARD CAGE ASSY, CPU L.H.

LOGIC

FILE IDENT T39B2CP1 DATE 09-03-82 PAGE 356

CONNECTOR	CIRCUIT TYPE	GROUP	TEST POINTS		EQUATION	TEST	DESIGNATOR	FACTOR	COMMENT
			AND	OR					
KA314	TLD	B4	13B		TB24TD	00	=		JDB24B4 BUSS
KA314	TLD	B4	11B		(27)	01		Y008G0 DB24M0 23 11B 25 12B	
KA313	TQ2	03	24B		TB25C0	00	=		IOU DATA IN - 25
KA313	TQ2	03	22B		(45)	01		J0B25B4 E008D8 41 22B 43 23B	
KA314	TLD	B3	10B		TB25TD	00	=		JDB25B4 BUSS
KA314	TLD	B3	08B		(21)	01		Y008G0 DB25M0 17 08B 19 09B	
KA313	TQ2	02	21A		TB26C0	00	=		IOU DATA IN - 26
KA313	TQ2	02	23A		(46)	01		E008D8 J0B26B4 50 23A 4B 22A	
KA314	TLD	B2	09A		TB26TD	00	=		JDB26B4 BUSS
KA314	TLD	B2	11A		(14)	01		DB26M0 Y008G0 20 11A 18 10A	
KA313	TQ2	01	24A		TB27C0	00	=		IOU DATA IN - 27
KA313	TQ2	01	26A		(52)	01		E008D8 J0B27B4 56 26A 54 25A	
KA314	TLD	B1	12A		TB27TD	00	=		JDB27B4 BUSS
KA314	TLD	B1	14A		(22)	01		DB27M0 Y008H0 26 14A 24 13A	
KA313	TQ2	C4	19B		TB28C0	00	=		IOU DATA IN - 28
KA313	TQ2	C4	17B		(39)	01		J0B28B4 E008D8 35 17B 37 18B	
KA314	TLD	A4	07B		TB28TD	00	=		JDB28B4 BUSS
KA314	TLD	A4	05B		(15)	01		DB28M0 Y008H0 11 05B 13 06B	
KA313	TQ2	C3	16B		TB29C0	00	=		IOU DATA IN - 29
KA313	TQ2	C3	14B		(33)	01		J0B29B4 E008D8 29 14B 31 15B	
KA314	TLD	A3	04B		TB29TD	00	=		JDB29B4 BUSS
KA314	TLD	A3	02A		(09)	01		DB29M0 Y008H0 03 02A 07 03A	
KA313	TQ2	C2	15A		TB30C0	00	=		IOU DATA IN - 30
KA313	TQ2	C2	17A		(30)	01		E008D8 J0B30B4 36 17A 34 16A	

DRAWING NUMBER 149012-860

UNIT ASSEMBLY NO. 149012 REV. E INDEX TB30TD

UNIT ASSEMBLY NAME CARD CAGE ASSY, CPU L.H.

LOGIC

FILE IDENT T39B2CP1 DATE 09-03-82 PAGE 357

CONNECTOR	CPU	SOCKET	TEST POINTS AND/OR	EQUATION	TERM	DESIGNATOR	FACTOR	COMMENT
XA314	TLD	A2	02B	TB30TD	00	=		JDB30B4 BUSS
XA314	TLD	A2	04A	(01)	01		TDD8H0 DB30M0 04 04A 05 03B	
XA313	TQ2	C1	18A	TB31C0	00	=		IOU DATA 7M - 31
XA313	TQ2	C1	20A	(38)	01		EDD808 JDB31B4 42 20A 40 19A	
XA314	TLD	A1	05A	TB31TD	00	=		JDB31B4 BUSS
XA314	TLD	A1	07A	(06)	01		TDD8H0 DB31M0 10 07A 08 06A	
XA313	TQ2	A1	05A	TDD8C0	00	=		UPPR BUS DATA TO IOU CNTL-0
XA313	TQ2	A1	07A	(06)	01		TDD81A SPA066 10 07A 08 06A	
XA313	TQ2	A2	02B	TDD8D0	00	=		UPPR BUS DATA TO IOU CNTL-0
XA313	TQ2	A2	04A	(01)	01		SPA066 TDD81A 04 04A 05 03B	
XA313	TQ2	A3	04B	TDD8E0	00	=		UPPR BUS DATA TO IOU CNTL-0
XA313	TQ2	A3	02A	(09)	01		SPA066 TDD81A 03 02A 07 03A	
XA313	TQ2	A4	07B	TDD8F0	00	=		LWR BUS DATA TO IOU CNTL-0
XA313	TQ2	A4	05B	(15)	01		TDD81A TDD82A 11 05B 13 06B	
XA313	TQ2	B1	12A	TDD8G0	00	=		LWR BUS DATA TO IOU CNTL-0
XA313	TQ2	B1	14A	(22)	01		TDD82A TDD81A 26 14A 24 13A	
XA313	TQ2	B2	09A	TDD8H0	00	=		LWR BUS DATA TO IOU CNTL-0
XA313	TQ2	B2	11A	(14)	01		TDD81A TDD82A 20 11A 18 10A	
XA312	TQ2	A1	05A	TDD81A	00	=		BUS DATA TO IOU FULL CNTL-A
XA312	TQ2	A1	07A	(06)	01		CMT38Q CMT48P 10 07A 08 06A	
XA312	TQ2	A2	02B	TDD82A	00	=		BUS DATA TO IOU HALF CNTL-A
XA312	TQ2	A2	04A	(01)	01		CMT48Q DTTDCA 04 04A 05 03B	
XA315	TLD	C3	16B	TPWF5B4	00	=		CPU POWER DOWN-0
				()	01		TPWF1D 33 16B	

DRAWING NUMBER 149012-860

UNIT ASSEMBLY NO. 149012

REV. E

INDEX

TPWF1D

LOGIC

UNIT ASSEMBLY NAME CARD CAGE ASSY, CPU L.H.

FILE IDENT

T39B2CP1

DATE 09-03-82

PAGE

358

CONNECTOR	GROUP	TEST POINTS AND OR	EQUATION	TERM	RELATION	FACTOR	COMMENT
KA315	TLD	C3 16B	TPWF1D	00	=		
KA315	TLD	C3 14B	(33)	01		TPWF2A WOOD1B 29 14B 31 15B	TPWFSB4 BUSS
KA313	TQ2	B4 13B	TPWF2A	00	=		
KA313	TQ2	B4 11B	(27)	01		TPWF2D SPI021 23 11B 25 12B	CPU RH BAY POWER DOWN-A
			YACPOB	00	=		
KA507	DCF	A3 07B	()	01		MACPYDX 17 07B	
			YADCDB	00	=		
KA507	DCF	B1 10B	()	01		MADDCDX 27 10B	
			YMLCDB	00	=		
KA507	DCF	B3 15B	()	01		MHOLDDX 37 15B	
			YIOPDB	00	=		
KA507	DCF	A1 02B	()	01		MYPARDX 07 02B	
			YI00DB	00	=		
KA407	DCF	A1 02B	()	01		MYA0CDX 07 02B	
			YI01DB	00	=		
KA407	DCF	A3 07B	()	01		MYA01DX 17 07B	
			YI02DB	00	=		
KA407	DCF	A5 08B	()	01		MYA0ZDX 14 08B	
			YI03DB	00	=		
KA407	DCF	A7 02A	()	01		MYA03DX 01 02A	
			YI04DB	00	=		
KA407	DCF	B1 10B	()	01		MYA04DX 27 10B	
			YI05DB	00	=		
KA407	DCF	B3 15B	()	01		MYA05DX 37 15B	

DRAWING NUMBER 149012-860

UNIT ASSEMBLY NO. 149012

REV. E

INDEX

YI06DB

LOGIC

UNIT ASSEMBLY NAME CARD CAGE ASSY, CPU L.H.

FILE IDENT

T39B2CP1

DATE 09-03-82

PAGE

359

CONNECTOR	TEST POINTS AND/OR	EQUATION	J TEST POINTS	LOGIC	FACTOR	COMMENT
		YI06DB	00 =			
XA407	DCF B5 16A	()	01		MYA06DX 41 16A	
		YI07DB	00 =			
XA407	DCF B7 10A	()	01		MYA07DX 23 10A	
		YI08DB	00 =			
XA407	DCF C1 25B	()	01		MYA08DX 46 25B	
		YI09DB	00 =			
XA407	DCF C3 30B	()	01		MYA09DX 55 30B	
		YI10DB	00 =			
XA407	DCF C5 31B	()	01		MYA10DX 60 31B	
		YI11DB	00 =			
XA407	DCF C7 25A	()	01		MYA11DX 43 25A	
		YI12DB	00 =			
XA407	DCF D1 32B	()	01		MYA12DX 65 32B	
		YI13DB	00 =			
XA407	DCF D3 37B	()	01		MYA13DX 78 37B	
		YI14DB	00 =			
XA407	DCF D5 38B	()	01		MYA14DX 80 38B	
		YI15DB	00 =			
XA407	DCF D7 33A	()	01		MYA15DX 61 33A	
		YI16DB	00 =			
XA506	DCF A1 02B	()	01		MYA16DX 07 02B	
		YI17DB	00 =			
XA506	DCF A3 07B	()	01		MYA17DX 17 07B	

DRAWING NUMBER 149012-860

UNIT ASSEMBLY NO. 149012

REV. E

INDEX

YI18DB

LOGIC

UNIT ASSEMBLY NAME CARD CAGE ASSY, CPU L.H.

FILE IDENT

T39B2CP1

DATE 09-03-82

PAGE

360

CONNECTOR	CIRCUIT TYPE	GROUP	TEST POINTS AND OR	EQUATION	TERMS	TEST POINTS	FACTOR	COMMENT
KA506	DCF	A5	08B	YI18DB ()	00 = 01		MYA18DX 14 08B	
KA506	DCF	A7	02A	YI19DB ()	00 = 01		MYA19DX 01 02A	
KA506	DCF	B1	10B	YI20DB ()	00 = 01		MYA20DX 27 10B	
KA506	DCF	B3	15B	YI21DB ()	00 = 01		MYA21DX 37 15B	
KA506	DCF	B5	16A	YI22DB ()	00 = 01		MYA22DX 41 16A	
KA506	DCF	B7	10A	YI23DB ()	00 = 01		MYA24DX 23 10A	
KA506	DCF	C1	25B	YI24DB ()	00 = 01		MYA24DX 46 25B	
KA506	DCF	C3	30B	YI25DB ()	00 = 01		MYA25DX 55 30B	
KA506	DCF	C5	31B	YI26DB ()	00 = 01		MYA26DX 60 31B	
KA506	DCF	C7	25A	YI27DB ()	00 = 01		MYA27DX 43 25A	
KA506	DCF	D1	32B	YI28DB ()	00 = 01		MYA28DX 65 32B	
KA506	DCF	D3	37B	YI29DB ()	00 = 01		MYA29DX 78 37B	

The Metric System and Equivalents

Linear Measure

1 centimeter = 10 millimeters = .39 inch
 1 decimeter = 10 centimeters = 3.94 inches
 1 meter = 10 decimeters = 39.37 inches
 1 dekameter = 10 meters = 32.8 feet
 1 hectometer = 10 dekameters = 328.08 feet
 1 kilometer = 10 hectometers = 3,280.8 feet

Weights

1 centigram = 10 milligrams = .15 grain
 1 decigram = 10 centigrams = 1.54 grains
 1 gram = 10 decigrams = .035 ounce
 1 decagram = 10 grams = .35 ounce
 1 hectogram = 10 decagrams = 3.52 ounces
 1 kilogram = 10 hectograms = 2.2 pounds
 1 quintal = 100 kilograms = 220.46 pounds
 1 metric ton = 10 quintals = 1.1 short tons

Liquid Measure

1 centiliter = 10 milliliters = .34 fl. ounce
 1 deciliter = 10 centiliters = 3.38 fl. ounces
 1 liter = 10 deciliters = 33.81 fl. ounces
 1 dekaliter = 10 liters = 2.64 gallons
 1 hectoliter = 10 dekaliters = 26.42 gallons
 1 kiloliter = 10 hectoliters = 264.18 gallons

Square Measure

1 sq. centimeter = 100 sq. millimeters = .155 sq. inch
 1 sq. decimeter = 100 sq. centimeters = 15.5 sq. inches
 1 sq. meter (centare) = 100 sq. decimeters = 10.76 sq. feet
 1 sq. dekameter (are) = 100 sq. meters = 1,076.4 sq. feet
 1 sq. hectometer (hectare) = 100 sq. dekameters = 2.47 acres
 1 sq. kilometer = 100 sq. hectometers = .386 sq. mile

Cubic Measure

1 cu. centimeter = 1000 cu. millimeters = .06 cu. inch
 1 cu. decimeter = 1000 cu. centimeters = 61.02 cu. inches
 1 cu. meter = 1000 cu. decimeters = 35.31 cu. feet

Approximate Conversion Factors

<i>To change</i>	<i>To</i>	<i>Multiply by</i>	<i>To change</i>	<i>To</i>	<i>Multiply by</i>
inches	centimeters	2.540	ounce-inches	Newton-meters	.007062
feet	meters	.305	centimeters	inches	.394
yards	meters	.914	meters	feet	3.280
miles	kilometers	1.609	meters	yards	1.094
square inches	square centimeters	6.451	kilometers	miles	.621
square feet	square meters	.093	square centimeters	square inches	.155
square yards	square meters	.836	square meters	square feet	10.764
square miles	square kilometers	2.590	square meters	square yards	1.196
acres	square hectometers	.405	square kilometers	square miles	.386
cubic feet	cubic meters	.028	square hectometers	acres	2.471
cubic yards	cubic meters	.765	cubic meters	cubic feet	35.315
fluid ounces	milliliters	29.573	cubic meters	cubic yards	1.308
pints	liters	.473	milliliters	fluid ounces	.034
quarts	liters	.946	liters	pints	2.113
gallons	liters	3.785	liters	quarts	1.057
ounces	grams	28.349	liters	gallons	.264
pounds	kilograms	.454	grams	ounces	.035
short tons	metric tons	.907	kilograms	pounds	2.205
pound-feet	Newton-meters	1.356	metric tons	short tons	1.102
pound-inches	Newton-meters	.11296			

Temperature (Exact)

°F	Fahrenheit temperature	5/9 (after subtracting 32)	Celsius temperature	°C
----	---------------------------	-------------------------------	------------------------	----

